

# LED Lamps

for every application and challenge



## Maximum performance - minimum energy consumption

With our ultra-efficient lamps, you can take energy and CO<sub>2</sub> savings to a new level: With significantly lower energy consumption than standard LED lamps and up to 3.5 times the service life, they are the perfect choice if your customers want to achieve greater sustainability and save a lot of energy costs at the same time.

**You can recognise ultra-efficient lamps by the symbol on the right.**


<sup>1</sup>This icon was developed by Signify and serves as a self-certification for Philips UltraEfficient lamps that meet the EU energy label A or B standards.





# Real pros support sustainability goals with high-performance, ultra-efficient LED

Meet the extended Philips UltraEfficient LED range —  
our most energy-efficient LED lamps yet



Save at least  
65% in  
energy costs<sup>1</sup>

New!



Did you know there is great potential to save  
energy, even if you already have LED lights?

# Step into a brighter, more sustainable future

Many companies today are trying to reduce their energy costs – and their corporate carbon footprint. Did you know that lighting on average represents up to 10% of electricity consumption in buildings?<sup>2</sup>

## Meet our most energy- efficient LED lights yet

Thanks to our cutting-edge technology breakthrough, Philips ultra-efficient LED bulbs, candles, spots, tubes and HID replacement lamps not only offer superior light quality, but also allow your customers to immediately save from 44% to 65% energy compared with standard alternative products.<sup>1</sup>

<sup>1</sup> Energy savings of the Ultra Efficient products compared with the Philips standard alternative products: Philips MASTER LEDbulb UE saves 50% compared to Philips CorePro LEDbulb A60 60W; Philips MASTER LEDspot UE EELA saves 45% compared to Philips LEDspot GU10 50W. Philips MASTER LED SON-T UE 42.8W lamp saves 65% compared to Philips SON-T 100W E E40; Philips MASTER LEDtube UE saves 44% compared to Philips CorePro LEDtube EM/mains Ultra Output operating on direct mains.

<sup>2</sup> U.S. commercial sector electricity consumption by major end uses, 2022, according to the U.S. Energy Information Administration [Annual energy outlook 2023](#) (table 5).



# Real pros know: One LED tube is all you need

Introducing the new **Philips CorePro Universal Ultra Output T8**. Your everyday all-round solution for an easy switch to LED.

**New!**  
For a super  
easy switch  
to LED

## Top reasons for making it your 1st choice

### 1 Universal compatibility

- Works with electromagnetic ballasts, electronic ballasts and direct mains
- No need to check ballast technology in advance, no double stocking

### 2 Ultra output and light quality

- Up to 3,500 lm output for similar brightness to fluorescent lamps
- Flicker-free light according to 2024 SLR requirement (SVM<0,4)

### 3 Higher efficiency and longer lifetime

- Luminous efficacy of 150 lm/W
- 50,000 hrs lifetime (at L70)
- High energy savings and lower maintenance mean short payback times

### 4 Hassle-free 1:1 replacement

- True retrofit, making it the fastest-to-install solution saving you time and money
- Fits straight into existing luminaires
- Available in many sizes and color temperatures





# LED tubes and spots

## Interact ready portfolio

BEST



- Quick upgrade to smart lighting on verified EM ballasts or direct mains
- Interact ready - Easy to set up and control, with intuitive app (Interact Pro app, communication via Zigbee)
- Reliable and secure wireless technology
- Can be expanded and upgraded at any time with additional Interact Pro Ready LED lamps, wireless presence detectors or wireless motion detectors, wireless switches and Interact Pro Ready luminaires
- Rotating end pieces for targeted alignment of the light



Name	12NC	lm	W	lm/W	K			Operation on	Beam angle
MC LEDspot IA 4.7-50W GU10 927 36D	929002253702	400	4.7	85	2,700	Wireless Dim	10	Mains	36
MC LEDspot IA 4.7-50W GU10 930 36D	929002253802	400	4.7	85	3,000	Wireless Dim	10	Mains	36
MC LEDspot IA 4.7-50W GU10 940 36D	929002253902	400	4.7	85	4,000	Wireless Dim	10	Mains	36
LEDtube Connected IA 600mm 7.6W840 T8	929004270502	1,150	7.6	151	4,000	Wireless Dim	10	EM/Mains	160
LEDtube Connected IA 600mm 7.6W865 T8	929004270602	1,150	7.6	151	6,500	Wireless Dim	10	EM/Mains	160
LEDtube Connected IA 1200mm 15.6W840 T8	929004270702	2,500	15.6	160	4,000	Wireless Dim	10	EM/Mains	160
LEDtube Connected IA 1200mm 15.6W865 T8	929004270802	2,500	15.6	160	6,500	Wireless Dim	10	EM/Mains	160
LEDtube Connected IA 1500mm 23.1W840 T8	929004270902	3,700	23.1	160	4,000	Wireless Dim	10	EM/Mains	160
LEDtube Connected IA 1500mm 23.1W865 T8	929004271002	3,700	23.1	160	6,500	Wireless Dim	10	EM/Mains	160

## LEDtube T8 G13 – EM/230V – MASTER


BEST



- Ultra Efficient - luminous efficacy up to 210 lm/W
- Up to 100,000 hours lifetime
- Rotatable end-cap that gives light where needed
- 160° small beam angle to ensure higher flux where needed
- Shatterproof, passing drop test horizontally from a height of 4m on to a flat concrete according to IEC 61549
- Enable easy implementation of HACCP without need for additional guard, supported by product level NSF certificate



MASTER UE EM



MASTER UO HO EM



Scan or click for  
further product  
information

Name	12NC	lm	W	lm/W	K			Operation on	Beam angle
MAS LEDtube 1500mm UE 17.6W 840 T8 EELA	929003482302	3,700	17.6	210	4,000	Non-Dim	10	EM/Mains	160
MAS LEDtube 1500mm UE 17.6W 865 T8 EELA	929003731902	3,700	17.6	210	6,500	Non-Dim	10	EM/Mains	160
MAS LEDtube 1500mm HO 16.7W 840 T8 EELB	929004242802	3,100	16.7	186	4,000	Non-Dim	10	EM/Mains	160
MAS LEDtube 1500mm HO 16.7W 865 T8 EELB	929004242902	3,100	16.7	186	6,500	Non-Dim	10	EM/Mains	160
MAS LEDtube 1500mm HO 16.7W 830 T8 EELC	929004242702	2,900	16.7	174	3,000	Non-Dim	10	EM/Mains	160
MAS LEDtube 1500mm UO 20W 840 T8 EELB	929004242202	3,700	20	185	4,000	Non-Dim	10	EM/Mains	160
MAS LEDtube 1500mm UO 20W 865 T8 EELB	929004242302	3,700	20	185	6,500	Non-Dim	10	EM/Mains	160
MAS LEDtube 1500mm UO 20W 830 T8 EELC	929004242102	3,400	20	170	3,000	Non-Dim	10	EM/Mains	160
MAS LEDtube 1500mm UO 20W 830 T8 SDCM	929004243202	3,400	20	170	3,000	Non-Dim	10	EM/Mains	160
MAS LEDtube 1500mm UO 20W 840 T8 SDCM	929004243302	3,700	20	185	4,000	Non-Dim	10	EM/Mains	160
MAS LEDtube 1200mm UE 11.9W 840 T8 EELA	929003482202	2,500	11.9	210	4,000	Non-Dim	10	EM/Mains	160
MAS LEDtube 1200mm UE 11.9W 865 T8 EELA	929003731802	2,500	11.9	210	6,500	Non-Dim	10	EM/Mains	160
MAS LEDtube 1200mm UO 13.5W 840 T8 EELB	929004241902	2,500	13.5	185	4,000	Non-Dim	10	EM/Mains	160
MAS LEDtube 1200mm UO 13.5W 865 T8 EELB	929004242002	2,500	13.5	185	6,500	Non-Dim	10	EM/Mains	160
MAS LEDtube 1200mm UO 13.5W 830 T8 EELC	929004241802	2,300	13.5	170	3,000	Non-Dim	10	EM/Mains	160
MAS LEDtube 1200mm HO 11.3W 840 T8 EELB	929004242502	2,100	11.3	186	4,000	Non-Dim	10	EM/Mains	160
MAS LEDtube 1200mm HO 11.3W 865 T8 EELB	929004242602	2,100	11.3	186	6,500	Non-Dim	10	EM/Mains	160
MAS LEDtube 1200mm HO 11.3W 830 T8 EELC	929004242402	2,000	11.3	177	3,000	Non-Dim	10	EM/Mains	160
MAS LEDtube 1200mm UO 13.5W 830 T8 SDCM	929004243002	2,300	13.5	170	3,000	Non-Dim	10	EM/Mains	160
MAS LEDtube 1200mm UO 13.5W 840 T8 SDCM	929004243102	2,500	13.5	185	4,000	Non-Dim	10	EM/Mains	160
MAS LEDtube 1050mm 16W 830 T8	929001375602	2,300	16	144	3,000	Non-Dim	10	EM/Mains	160
MAS LEDtube 1050mm 16W 840 T8	929001961102	2,500	16	156	4,000	Non-Dim	10	EM/Mains	160
MAS LEDtube 900mm HO 12W 840 T8	929001298402	1,575	12	131	4,000	Non-Dim	10	EM/Mains	160
MAS LEDtube 900mm HO 12W 865 T8	929001298502	1,575	12	131	6,500	Non-Dim	10	EM/Mains	160
MAS LEDtube 600mm HO 7.6W830 T8	929004260202	1,090	7.6	143	3,000	Non-Dim	10	EM/Mains	160
MAS LEDtube 600mm HO 7.6W840 T8	929004260302	1,150	7.6	151	4,000	Non-Dim	10	EM/mains	160
MAS LEDtube 600mm HO 7.6W865 T8	929004260402	1,150	7.6	151	6,500	Non-Dim	10	EM/Mains	160
MASTER LEDtube Starter EMP GenIII	929003481702	/	/	/	/	Non-Dim	40	NA	/

## LEDtube T8 G13 – EM/230V – MASTER Value

BETTER



**75,000 h**  
Average lifetime

**186 lm/W**  
Up to

**Up to 65%**  
energy savings



- Ultra Efficient - luminous efficacy up to 185 lm/W
- Glass tube with 190° beam angle to ensure light uniformity
- Enable implementation of HACCP, supported by product level NSF certificate (additional guard is needed in application to protect the food from possible broken glass)



MASTER Value UE EM



Scan or click for  
further product  
information

Name	12NC	lm	W	lm/W	K	Light icon	Box icon	Operation on	Beam angle
MAS LEDtube VLE 1500mm UE 22.1W 840 T8	929003807602	4,100	22.1	186	4,000	Non-Dim	20	EM/Mains	190
MAS LEDtube VLE 1500mm UO 23W 830 T8	929002997902	3,400	23	148	3,000	Non-Dim	10	EM/Mains	190
MAS LEDtube VLE 1500mm UO 23W 840 T8	929002998002	3,700	23	161	4,000	Non-Dim	10	EM/Mains	190
MAS LEDtube VLE 1500mm UO 23W 865 T8	929002998102	3,700	23	161	6,500	Non-Dim	10	EM/Mains	190
MAS LEDtube VLE 1500mm HO 20.5W 830 T8	929002021702	2,900	20.5	141	3,000	Non-Dim	10	EM/Mains	190
MAS LEDtube VLE 1500mm HO 20.5W 840 T8	929002021802	3,100	20.5	151	4,000	Non-Dim	10	EM/Mains	190
MAS LEDtube VLE 1500mm HO 20.5W 865 T8	929002021902	3,100	20.5	151	6,500	Non-Dim	10	EM/Mains	190
MAS LEDtube VLE 1200mm UE 14W 840 T8	929003807402	2,600	14	186	4,000	Non-Dim	20	EM/Mains	190
MAS LEDtube VLE 1200mm UO 15.5W 830 T8	929002997602	2,300	15.5	148	3,000	Non-Dim	10	EM/Mains	190
MAS LEDtube VLE 1200mm UO 15.5W 840 T8	929002997702	2,500	15.5	161	4,000	Non-Dim	10	EM/Mains	190
MAS LEDtube VLE 1200mm UO 15.5W 865 T8	929002997802	2,500	15.5	161	6,500	Non-Dim	10	EM/Mains	190
MAS LEDtube VLE 1200mm HO 14W 830 T8	929002021402	2,000	14	143	3,000	Non-Dim	10	EM/Mains	190
MAS LEDtube VLE 1200mm HO 14W 840 T8	929002021502	2,100	14	150	4,000	Non-Dim	10	EM/Mains	190
MAS LEDtube VLE 1200mm HO 14W 865 T8	929002021602	2,100	14	150	6,500	Non-Dim	10	EM/Mains	190
MAS LEDtube VLE 600mm HO 8W 830 T8	929002021102	1,000	8	125	3,000	Non-Dim	10	EM/Mains	190
MAS LEDtube VLE 600mm HO 8W 840 T8	929002021202	1,050	8	131	4,000	Non-Dim	10	EM/Mains	190
MAS LEDtube VLE 600mm HO 8W 865 T8	929002021302	1,050	8	131	6,500	Non-Dim	10	EM/Mains	190

## LEDtube T8 G13 – EM/230V – CorePro

GOOD

 EM/230V

 50,000 h  
Average lifetime

 135 lm/W  
Up to

 Up to 66%  
energy savings



- The affordable way to install or replace T8 LEDtubes
- Glass tube with 240° beam angle to ensure light uniformity
- \*3 years guarantee for CorePro LEDtube
- \*2 years guarantee for Ecofit LEDtube



CorePro EM





Scan or click for  
further product  
information

Name	12NC	lm	W	lm/W	K			Operation on	Beam angle
CorePro LEDtube 1500mm UO 25.9W 830 T8	929003746402	3,320	25.9	128	3,000	Non-Dim	20	EM/Mains	240
CorePro LEDtube 1500mm UO 25.9W 840 T8	929003746502	3,500	25.9	135	4,000	Non-Dim	20	EM/Mains	240
CorePro LEDtube 1500mm UO 25.9W 865 T8	929003746602	3,500	25.9	135	6,500	Non-Dim	20	EM/Mains	240
CorePro LEDtube 1500mm HO 24W 830 T8	929003577632	2,500	24	104	3,000	Non-Dim	20	EM/Mains	240
CorePro LEDtube 1500mm HO 24W 840 T8	929001875132	2,700	24	113	4,000	Non-Dim	20	EM/Mains	240
CorePro LEDtube 1500mm HO 24W 865 T8	929001875032	2,700	24	113	6,500	Non-Dim	20	EM/Mains	240
CorePro LEDtube 1500mm 20W 830 T8	929003577332	2,050	20	103	3,000	Non-Dim	20	EM/Mains	240
CorePro LEDtube 1500mm 20W 840 T8	929003547402	2,200	20	110	4,000	Non-Dim	20	EM/Mains	240
CorePro LEDtube 1500mm 20W 865 T8	929003547502	2,200	20	110	6,500	Non-Dim	20	EM/Mains	240
CorePro LEDtube 1200mm UO 17.7W 840 T8	929003746202	2,400	17.7	136	4,000	Non-Dim	20	EM/Mains	240
CorePro LEDtube 1200mm UO 17.7W 865 T8	929003746302	2,400	17.7	136	6,500	Non-Dim	20	EM/Mains	240
CorePro LEDtube 1200mm UO 17.7W 830 T8	929003746102	2,250	17.7	127	3,000	Non-Dim	20	EM/Mains	240
CorePro LEDtube 1200mm HO 18W 830 T8	929003577532	1,850	18	103	3,000	Non-Dim	20	EM/Mains	240
CorePro LEDtube 1200mm HO 18W 840 T8	929001874932	2,000	18	111	4,000	Non-Dim	20	EM/Mains	240
CorePro LEDtube 1200mm HO 18W 865 T8	929001874832	2,000	18	111	6,500	Non-Dim	20	EM/Mains	240
CorePro LEDtube 1200mm 15.5W 830 T8	929003577232	1,700	15.5	110	3,000	Non-Dim	20	EM/Mains	240
CorePro LEDtube 1200mm 15.5W 840 T8	929003519702	1,800	15.5	116	4,000	Non-Dim	20	EM/Mains	240
CorePro LEDtube 1200mm 15.5W 865 T8	929003519802	1,800	15.5	116	6,500	Non-Dim	20	EM/Mains	240
CorePro LEDtube 600mm HO 8W 830 T8	929003577402	850	8	106	3,000	Non-Dim	20	EM/Mains	240
CorePro LEDtube 600mm HO 8W 840 T8	929003158602	900	8	113	4,000	Non-Dim	20	EM/Mains	240
CorePro LEDtube 600mm HO 8W 865 T8	929003158702	900	8	113	6,500	Non-Dim	20	EM/Mains	240
CorePro LEDtube 600mm 8W 840 T8	929003547202	800	8	100	4,000	Non-Dim	20	EM/Mains	240
CorePro LEDtube 600mm 8W 865 T8	929003547302	800	8	100	6,500	Non-Dim	20	EM/Mains	240
CorePro LEDtube 600mm 8W 830 T8	929003577132	750	8	94	3,000	Non-Dim	20	EM/Mains	240



Scan or click for  
further product  
information

## LEDtube - EM/Mains Ecofit

Name	12NC	lm	W	lm/W	K			Operation on	Beam angle
Ecofit LEDtube 600mm HO 9W 840 T8 S	929002445702	900	9	100	4,000	Non-Dim	20	EM/Mains	240
Ecofit LEDtube 600mm HO 9W 865 T8 S	929002445802	900	9	100	6,500	Non-Dim	20	EM/Mains	240
Ecofit LEDtube 1200mm HO 18W 840 T8 S	929002446002	1,800	17.5	103	4,000	Non-Dim	20	EM/Mains	240
Ecofit LEDtube 1200mm HO 18W 865 T8 S	929002446102	1,800	17.5	103	6,500	Non-Dim	20	EM/Mains	240
Ecofit LEDtube 1500mm HO 23W 840 T8 S	929002446302	2,300	22.3	103	4,000	Non-Dim	20	EM/Mains	240
Ecofit LEDtube 1500mm HO 23W 865 T8 S	929002446402	2,300	22.3	103	6,500	Non-Dim	20	EM/Mains	240



## LEDtube T8 G13 – InstantFit HF – MASTER

BEST



**75,000 h**  
Average lifetime

**156 lm/W**  
Up to

**Up to 66%**  
energy savings

**EPD**



- HF compatibility: no wires to replace, no hassle changing drivers; our InstantFit solution works with High Frequency electronic ballasts, making it easy and safe for all installation methods.
- Rotatable end-cap that gives light where needed
- 160° small beam angle to ensure higher flux where needed
- Shatterproof, passing drop test horizontally from a height of 4m on to a flat concrete according to IEC 61549
- Enable easy implementation of HACCP without need for additional guard, supported by product level NSF certificate



MASTER InstantFit HF



Scan or click for  
further product  
information



Scan or click  
for ballast  
compatibility list

Name	12NC	lm	W	lm/W	K			Operation on	Beam angle
MAS LEDtube HF 1500mm UO 24W830 T8	929003554302	3,500	24	146	3,000	Yes	20	HF	160
MAS LEDtube HF 1500mm UO 24W840 T8	929003554402	3,700	24	154	4,000	Yes	20	HF	160
MAS LEDtube HF 1500mm UO 24W865 T8	929003554502	3,700	24	154	6,500	Yes	20	HF	160
MAS LEDtube HF 1500mm HO 20W830 T8	929003553702	2,900	20	145	3,000	Yes	20	HF	160
MAS LEDtube HF 1500mm HO 20W840 T8	929003553802	3,100	20	155	4,000	Yes	20	HF	160
MAS LEDtube HF 1500mm HO 20W865 T8	929003553902	3,100	20	155	6,500	Yes	20	HF	160
MAS LEDtube HF 1200mm UO 16W830 T8	929003554002	2,350	16	147	3,000	Yes	20	HF	160
MAS LEDtube HF 1200mm UO 16W840 T8	929003554102	2,500	16	156	4,000	Yes	20	HF	160
MAS LEDtube HF 1200mm UO 16W865 T8	929003554202	2,500	16	156	6,500	Yes	20	HF	160
MAS LEDtube HF 1200mm HO 14W830 T8	929003553402	2,000	14	143	3,000	Yes	20	HF	160
MAS LEDtube HF 1200mm HO 14W840 T8	929003553502	2,100	14	150	4,000	Yes	20	HF	160
MAS LEDtube HF 1200mm HO 14W865 T8	929003553602	2,100	14	150	6,500	Yes	20	HF	160
MAS LEDtube HF 600mm HO 8W830 T8	929001393132	1,000	8	125	3,000	Non-Dim	20	HF	160
MAS LEDtube HF 600mm HO 8W840 T8	929001393232	1,050	8	131	4,000	Non-Dim	20	HF	160
MAS LEDtube HF 600mm HO 8W865 T8	929001393332	1,050	8	131	6,500	Non-Dim	20	HF	160

## LEDtube T8 G13 – Universal

GOOD


BETTER



- Always have the right LED tube on hand: Universal use on EM, HF ballast and mains voltage
- 190° beam angle to ensure higher flux where needed (MAS VLE UNI) or 240° beam angle for uniform light distribution (Core Pro UNI)
- Up to 60,000 hours lifetime
- 5-year warranty for MASTER Value Universal LEDtubes and 3-year warranty for CorePro Universal LEDtubes
- Enable implementation of HACCP, supported by product level NSF certificate (additional guard is needed in application to protect the food from possible broken glass)



MASTER Value T8 Universal



CorePro T8 Universal



Scan or click for further product information - MAS VLE



Scan or click for further product information - CorePro

Name	12NC	lm	W	lm/W	K			Operation on	Beam angle
MAS LEDtube VLE UN 1500mm UO 23W830 T8	929002997302	3,400	23	147	3,000	Non-Dim	10	Universal	190
MAS LEDtube VLE UN 1500mm UO 23W840 T8	929002997402	3,700	23	160	4,000	Non-Dim	10	Universal	190
MAS LEDtube VLE UN 1500mm UO 23W865 T8	929002997502	3,700	23	160	6,500	Non-Dim	10	Universal	190
CorePro LEDtube UN 1500mm UO 23W830 T8	929003648402	3,200	23	139	3,000	Non-Dim	20	Universal	240
CorePro LEDtube UN 1500mm UO 23W840 T8	929003648502	3,500	23	152	4,000	Non-Dim	20	Universal	240
CorePro LEDtube UN 1500mm UO 23W865 T8	929003648602	3,500	23	152	6,500	Non-Dim	20	Universal	240
CorePro LEDtube UN 1500mm HO 23W830 T8	929001869502	2,500	23	109	3,000	Non-Dim	10	Universal	240
CorePro LEDtube UN 1500mm HO 23W840 T8	929001869602	2,700	23	117	4,000	Non-Dim	10	Universal	240
CorePro LEDtube UN 1500mm HO 23W865 T8	929001869702	2,700	23	117	6,500	Non-Dim	10	Universal	240
MAS LEDtube VLE UN 1200mm UO 15.5W830 T8	929002997002	2,300	15.55	148	3,000	Non-Dim	10	Universal	190
MAS LEDtube VLE UN 1200mm UO 15.5W840 T8	929002997102	2,500	15.55	161	4,000	Non-Dim	10	Universal	190
MAS LEDtube VLE UN 1200mm UO 15.5W865 T8	929002997202	2,500	15.55	161	6,500	Non-Dim	10	Universal	190
CorePro LEDtube UN 1200mm UO 15.5W830 T8	929003648102	2,200	15.5	142	3,000	Non-Dim	20	Universal	240
CorePro LEDtube UN 1200mm UO 15.5W840 T8	929003648202	2,400	15.5	155	4,000	Non-Dim	20	Universal	240
CorePro LEDtube UN 1200mm UO 15.5W865 T8	929003648302	2,400	15.5	155	6,500	Non-Dim	20	Universal	240
CorePro LEDtube UN 1200mm HO 18W830 T8	929001869202	1,850	18	103	3,000	Non-Dim	10	Universal	240
CorePro LEDtube UN 1200mm HO 18W840 T8	929001869302	2,000	18	111	4,000	Non-Dim	10	Universal	240
CorePro LEDtube UN 1200mm HO 18W865 T8	929001869402	2,000	18	111	6,500	Non-Dim	10	Universal	240
CorePro LEDtube UN 600mm HO 8W830 T8	929002419802	850	8	106	3,000	Non-Dim	10	Universal	240
CorePro LEDtube UN 600mm HO 8W840 T8	929002419902	900	8	113	4,000	Non-Dim	10	Universal	240
CorePro LEDtube UN 600mm HO 8W865 T8	929002420002	900	8	113	6,500	Non-Dim	10	Universal	240

## Looking for an empty housing?

You can easily insert a large selection of our T8 LED tubes into the empty housing of our Ledinaire waterproof luminaire.

### Your advantages:

- Quick and easy installation
- Flexible installation thanks to horizontally sliding mounting brackets
- Large selection of T8 LED tubes
- High operational safety thanks to integrated miniature fuse

Not compatible with HF InstantFit

### Compatible with the following T8 LED tubes:

- MASTER LEDtube for all EM/230V types
- MASTER LEDtube Value all EM/230V & Universal types
- CorePro LEDtube for conventional/low loss ballast and Universal
- MASTERConnect LEDtube



Ledinaire waterproof luminaire, (empty housing for T8 LED tubes)  
More on page 25

# Conversion table

## T8 tubes

**Top  
compatible**  
with the most  
ballast units

Function	Currently installed compact tubes	LED tube alternative			
		Conventional / Low-loss ballast / 230V		HF <sup>1</sup>	
		EOC	Product name	EOC	Product name
 Function and production	T8 - 58W	31664500	MASTER LEDtube 1500mm UO 21.7W 840 T8	46702600	MASTER LEDtube HF 1500mm UO 24W 840 T8
	T8 - 36W	31658400	MASTER LEDtube 1200mm UO 14.7W 840 T8	46696800	MASTER LEDtube HF 1200mm UO 16W 840 T8
	T8 - 18W	69749800	MASTER LEDtube 600mm HO 8W 840 T8	46642500	MASTER LEDtube HF 600mm HO 8W 840 T8
 Office space	T8 - 58W	31664500	MASTER LEDtube 1500mm UO 21.7W 840 T8	46702600	MASTER LEDtube HF 1500mm UO 24W 840 T8
	T8 - 36W	31658400	MASTER LEDtube 1200mm UO 14.7W 840 T8	46696800	MASTER LEDtube HF 1200mm UO 16W 840 T8
	T8 - 18W	69749800	MASTER LEDtube 600mm HO 8W 840 T8	46642500	MASTER LEDtube HF 600mm HO 8W 840 T8
 Passages and corridors	T8 - 58W	45981600	CorePro LEDtube 1500mm 20W 840 T8	80174100	CorePro LEDtube UN 1500mm HO 23W 840 T8 Universal Glass
	T8 - 36W	44807000	CorePro LEDtube 1200mm 15.5W 840 T8	80168000	CorePro LEDtube UN 1200mm HO 18W 840 T8 Universal Glass
	T8 - 18W	45977900	CorePro LEDtube 600mm 8W 840 T8	78279500	CorePro LEDtube UN 600mm 8W 840 T8 Universal Glass
 Warehouse	T8 - 58W	31688100	MASTER LEDtube Value 1500mm UO 23W 840 T8 Glass	46702600	MASTER LEDtube HF 1500mm UO 24W 840 T8
	T8 - 36W	31682900	MASTER LEDtube Value 1200mm UO 15.5W 840 T8 Glass	46696800	MASTER LEDtube HF 1200mm UO 16W 840 T8
	T8 - 18W	64681300	MASTER LEDtube Value 600mm HO 8W 840 T8 Glass	46642500	MASTER LEDtube HF 600mm HO 8W 840 T8
 Storage room	T8 - 58W	27866000	CorePro LEDtube 1500mm UO 25.9W 840 T8	20004300	CorePro LEDtube UN 1500mm UO 23W 840 T8 Universal Glass
	T8 - 36W	27860800	CorePro LEDtube 1200mm UO 17.7W 840 T8	19998900	CorePro LEDtube UN 1200mm UO 15.5W 840 T8 Universal Glass
	T8 - 18W	42103500	CorePro LEDtube 600mm HO 8W 840 T8 Glass	78279500	CorePro LEDtube UN 600mm 8W 840 T8 Universal Glass
 Car park	T8 - 58W	31664500	MASTER LEDtube 1500mm UO 21.7W 840 T8	46702600	MASTER LEDtube HF 1500mm UO 24W 840 T8
	T8 - 36W	31658400	MASTER LEDtube 1200mm UO 14.7W 840 T8	46696800	MASTER LEDtube HF 1200mm UO 16W 840 T8
	T8 - 18W	69749800	MASTER LEDtube 600mm HO 8W 840 T8	46642500	MASTER LEDtube HF 600mm HO 8W 840 T8

All LEDtubes are also available in light colours 830 and 865.

The best solution for EM/230V for maximum energy savings: The ultra-efficient MASTER LEDtube T8 with up to 210 lm/W and EEL A

	43166900	MAS LEDtube 1200mm UE 11.9W 840 T8 EELA
	43168300	MAS LEDtube 1500mm UE 17.6W 840 T8 EELA









<sup>1</sup>Click here to easily check compatibility with (tested and approved) electronic ballast units using our compatibility list.



# Your application, our solution

## Decision criteria for selecting a T8 LED tube

						
	Function and production	Office space	Passages and corridors	Warehouse	Storage room	Car park
Visual task	Demanding	Demanding	Low	Low	Low	Low
Illumination	300 – 500 lux	500 lux	100 – 150 lux	100 – 200 lux	100 lux	100 lux
Mounting height	3 – 6 m	3 m	3 m	6 – 12 m <sup>1</sup>	3 – 4 m	2,8 – 3 m
Operating hours	3.000 – 5.000 h	2.500 h	3.000 h	4.000 h	< 1.000 h	8.000 h
Payback time	< 1 year	< 2 years	< 1 year	< 1 year	< 2 years	< 6 months

<sup>1</sup> LED tube only up to 6m

**PHILIPS**
**CorePro**

Favourable  
switch to LED



**3 years**  
warranty

- Luminous flux up to 3,500 lm
- Up to 110 lm/W
- Uniform light distribution thanks to 240° beam angle
- 50,000 h
- Glass tube - no sagging

Ideal application:


**PHILIPS**
**MASTER Value**

Standard type for  
any requirement



**5 years**  
warranty

- Luminous flux up to 3,700 lm
- Up to 160 lm/W
- Uniform light distribution thanks to 190° beam angle
- Up to 60,000 h
- Glass tube - no sagging

Ideal application:


**PHILIPS**
**MASTER**

Ideal for  
24/7 operation



Up to **10 years**  
warranty

- Luminous flux up to 3,700 lm
- Up to 210 lm/W
- Highest light output thanks to 160° beam angle
- Up to 100,000 h
- Made of polycarbonate (impact and break-resistant)

Ideal application:



LED PL  
lamps

## PL-C LED 2-Pin &amp; 4-Pin

From June 2024  
EM/230V or  
HF/230V

30,000 h  
Average lifetime

Up to 66%  
energy savings

50,000  
Circuits

3-year  
Warranty

- Excellent LED alternative for conventional PLC compact fluorescent lamps - perfect for easy conversion to LED for most downlights
- Available in two versions:
  - 2 pin with plug-in base G24d (for EM or 230V)
  - 4 pin with plug-in base G24q (for HF or 230V)
- More resistant at low temperatures compared to conventional compact fluorescent lamps
- Adjustable light emission thanks to rotatable lamp base
- 120° beam angle
- All-in version - LED PLC for horizontal and vertical installation and integrated choice of 3 color temperatures and beam angle 360° degrees



PL-C 2 Pin  
5,9W



PL-C 2 Pin  
6,9W



PL-C 2 Pin  
8,9W



PL-C 4 Pin  
5,5W



PL-C 4 Pin  
6,5W



PL-C 4 Pin  
9,5W



Scan or click for  
further product  
information



Scan or click  
for ballast  
compatibility list

Name	12NC	lm	W	lm/W	K			Operation on	Beam angle
CorePro LED PLC 360D 5.9W 3CCT 2P G24d	929004252802	810/850/850	5.9	137	3,000/4,000/6,500	Non-Dim	10	EM/Mains	360
CorePro LED PLC 360D 6.9W 3CCT 2P G24d	929004252902	930/980/980	6.9	135	3,000/4,000/6,500	Non-Dim	10	EM/Mains	360
CorePro LED PLC 360D 8.9W 3CCT 2P G24d	929004253002	1,240/1,300/1,300	8.9	139	3,000/4,000/6,500	Non-Dim	10	EM/Mains	360
CorePro LED PLC 5.9W 830 2P G24d-1	929003757002	600	5.9	102	3,000	Non-Dim	10	EM/Mains	120
CorePro LED PLC 5.9W 840 2P G24d-1	929003757102	660	5.9	112	4,000	Non-Dim	10	EM/Mains	120
CorePro LED PLC 6.9W 830 2P G24d-2	929003757202	700	6.9	101	3,000	Non-Dim	10	EM/Mains	120
CorePro LED PLC 6.9W 840 2P G24d-2	929003757302	770	6.9	112	4,000	Non-Dim	10	EM/Mains	120
CorePro LED PLC 8.9W 830 2P G24d-3	929003757402	990	8.9	111	3,000	Non-Dim	10	EM/Mains	120
CorePro LED PLC 8.9W 840 2P G24d-3	929003757502	1,100	8.9	124	4,000	Non-Dim	10	EM/Mains	120
CorePro LED PLC 5.5W 830 4P G24q-1	929003757602	600	5.5	109	3,000	Non-Dim	10	HF/Mains	120
CorePro LED PLC 5.5W 840 4P G24q-1	929003757702	660	5.5	120	4,000	Non-Dim	10	HF/Mains	120
CorePro LED PLC 6.5W 830 4P G24q-2	929003757802	700	6.5	108	3,000	Non-Dim	10	HF/Mains	120
CorePro LED PLC 6.5W 840 4P G24q-2	929003757902	770	6.5	118	4,000	Non-Dim	10	HF/Mains	120
CorePro LED PLC 9.5W 830 4P G24q-3	929003758002	990	9.5	104	3,000	Non-Dim	10	HF/Mains	120
CorePro LED PLC 9.5W 840 4P G24q-3	929003758102	1,100	9.5	116	4,000	Non-Dim	10	HF/Mains	120

## PL-S LED 2-Pin



Scan or click for  
further product  
information

- Optimum alternative for conventional PL-S compact fluorescent lamps
- Available in 2-pin version with G23 plug-in base (for EM or 230V)
- 120° beam angle



PLS 2 Pin

Name	12NC	lm	W	lm/W	K			Operation on	Beam angle
CorePro LED PLS 3.5W 830 2P G23	929003756602	360	3.5	103	3,000	Non-Dim	20	EM/Mains	120
CorePro LED PLS 3.5W 840 2P G23	929003756702	390	3.5	111	4,000	Non-Dim	20	EM/Mains	120
CorePro LED PLS 5W 830 2P G23	929003756802	520	5	104	3,000	Non-Dim	20	EM/Mains	120
CorePro LED PLS 5W 840 2P G23	929003756902	550	5	110	4,000	Non-Dim	20	EM/Mains	120

## PL-L LED 4-Pin



Scan or click for  
further product  
information

- Fastest and easiest way to retrofit existing luminaires with PL-L lamps to LED technology by using a similar design
- Version in real glass with 4-pin plug-in base 2G11 for operation with HF, EM ballast or 230V
- 160° beam angle



PLL 4 Pin 2G11



Scan or click  
for ballast  
compatibility list

Name	12NC	lm	W	lm/W	K			Operation on	Beam angle
CorePro LED PLL EM/Mains 8W 830 4P	929003592202	960	8	120	3,000	Non-Dim	10	EM/Mains	160
CorePro LED PLL EM/Mains 8W 840 4P	929003592302	1,000	8	125	4,000	Non-Dim	10	EM/Mains	160
CorePro LED PLL EM/Mains 12W 830 4P	929003592402	1,440	12	120	3,000	Non-Dim	10	EM/Mains	160
CorePro LED PLL EM/Mains 12W 840 4P	929003592502	1,500	12	125	4,000	Non-Dim	10	EM/Mains	160
CorePro LED PLL EM/Mains 16.5W 830 4P	929003592602	2,000	16.5	121	3,000	Non-Dim	10	EM/Mains	160
CorePro LED PLL EM/Mains 16.5W 840 4P	929003592702	2,100	16.5	127	4,000	Non-Dim	10	EM/Mains	160
CorePro LED PLL Mains 24W 830 4P	929003592802	3,200	24	133	3,000	Non-Dim	10	Mains	160
CorePro LED PLL Mains 24W 840 4P	929003592902	3,400	24	142	4,000	Non-Dim	10	Mains	160
CorePro LED PLL HF/Mains 8W 830 4P	929004267402	960	8	120	3,000	Non-Dim	10	HF/Mains	160
CorePro LED PLL HF/Mains 8W 840 4P	929004267502	1,000	8	125	4,000	Non-Dim	10	HF/Mains	160
CorePro LED PLL HF/Mains 12W 830 4P	929004267602	1,440	12	120	3,000	Non-Dim	10	HF/Mains	160
CorePro LED PLL HF/Mains 12W 840 4P	929004267702	1,500	12	125	4,000	Non-Dim	10	HF/Mains	160
CorePro LED PLL HF/Mains 16.5W 830 4P	929004267802	2,000	16.5	121	3,000	Non-Dim	10	HF/Mains	160
CorePro LED PLL HF/Mains 16.5W 840 4P	929004267902	2,100	16.5	127	4,000	Non-Dim	10	HF/Mains	160
CorePro LED PLL HF/Mains 24W 830 4P	929004268002	3,200	24	133	3,000	Non-Dim	10	HF/Mains	160
CorePro LED PLL HF/Mains 24W 840 4P	929004268102	3,400	24	142	4,000	Non-Dim	10	HF/Mains	160
CorePro LED PLL HF 8W 830 4P 2G11	929003578802	960	8	120	3,000	Non-Dim	10	HF	160
CorePro LED PLL HF 8W 840 4P 2G11	929003578902	1,000	8	125	4,000	Non-Dim	10	HF	160
CorePro LED PLL HF 12W 830 4P 2G11	929003579002	1,440	12	120	3,000	Non-Dim	10	HF	160
CorePro LED PLL HF 12W 840 4P 2G11	929003579102	1,500	12	125	4,000	Non-Dim	10	HF	160
CorePro LED PLL HF 16.5W 830 4P 2G11	929001381502	2,000	16.5	121	3,000	Non-Dim	10	HF	160
CorePro LED PLL HF 16.5W 840 4P 2G11	929001381602	2,100	16.5	127	4,000	Non-Dim	10	HF	160
CorePro LED PLL HF 16.5W 865 4P 2G11	929001381702	2,100	16.5	127	6,500	Non-Dim	10	HF	160
CorePro LED PLL HF 24W 830 4P 2G11	929001920402	3,200	24	133	3,000	Non-Dim	10	HF	160
CorePro LED PLL HF 24W 840 4P 2G11	929001920502	3,400	24	142	4,000	Non-Dim	10	HF	160
CorePro LED PLL HF 24W 865 4P 2G11	929001920602	3,400	24	142	6,500	Non-Dim	10	HF	160



## PL-T LED 4-Pin



- 1:1 replacement for conventional PL-T lamps
- 4-pin version with GX24q plug-in base for operation on HF ballast
- Adjustable light emission thanks to rotatable lamp base
- 120° beam angle

PLT 4 Pin  
6.5WPLT 4 Pin  
9WPLT 4 Pin  
15WPLT 4 Pin  
18.5Scan or click for  
further product  
informationScan or click  
for ballast  
compatibility list

Name	12NC	lm	W	lm/W	K			Operation on	Beam angle
CorePro LED PLT HF/Mains 6.5W 830 4P	929004266602	720	6.5	111	3,000	Non-Dim	20	HF/Mains	120
CorePro LED PLT HF/Mains 6.5W 840 4P	929004266702	800	6.5	123	4,000	Non-Dim	20	HF/Mains	120
CorePro LED PLT HF/Mains 9W 830 4P	929004266802	990	9	110	3,000	Non-Dim	20	HF/Mains	120
CorePro LED PLT HF/Mains 9W 840 4P	929004266902	1,100	9	122	4,000	Non-Dim	20	HF/Mains	120
CorePro LED PLT HF/Mains 13.5W 830 4P	929004267002	1,620	13.5	120	3,000	Non-Dim	20	HF/Mains	120
CorePro LED PLT HF/Mains 13.5W 840 4P	929004267102	1,800	13.5	133	4,000	Non-Dim	20	HF/Mains	120
CorePro LED PLT HF/Mains 16W 830 4P	929004267202	2,100	16	131	3,000	Non-Dim	20	HF/Mains	120
CorePro LED PLT HF/Mains 16W 840 4P	929004267302	2,250	16	141	4,000	Non-Dim	20	HF/Mains	120
CorePro LED PLT HF 6.5W 830 4P GX24q-2	929003576302	720	6.5	111	3,000	Non-Dim	20	HF	120
CorePro LED PLT HF 6.5W 840 4P GX24q-2	929003576402	800	6.5	123	4,000	Non-Dim	20	HF	120
CorePro LED PLT HF 9W 830 4P GX24q-3	929003576502	990	9	110	3,000	Non-Dim	20	HF	120
CorePro LED PLT HF 9W 840 4P GX24q-3	929003576602	1,100	9	122	4,000	Non-Dim	20	HF	120
CorePro LED PLT HF 15W 830 4P GX24q-3	929003576702	1,620	15	108	3,000	Non-Dim	20	HF	120
CorePro LED PLT HF 15W 840 4P GX24q-3	929003576802	1,800	15	120	4,000	Non-Dim	20	HF	120
CorePro LED PLT HF 18.5W 830 4P GX24q-4	929003576902	2,100	18.5	114	3,000	Non-Dim	20	HF	120
CorePro LED PLT HF 18.5W 840 4P GX24q-4	929003577002	2,250	18.5	122	4,000	Non-Dim	20	HF	120

Do you already know  
our LED downlights?

- Energy-saving complete solution
- Easy change to LED lights







Discover our downlights and slim downlights  
here in the catalogue on pages 46 - 49

Ledinaire Downlight  
Page 48CoreLine Slim Downlight  
Page 49

# Conversion table

## Compact fluorescent lamp

**Top  
compatible**  
with the most  
ballast units

Presently installed				LED alternative			
Type	Plinth			EOC	Product name in light colour 830 (warm white)	EOC	Product name in light colour 840 (neutral white)
	G24d-1 / 2-Pin	10W	EM/ 230V	28750100	CorePro LED PLC 5.9W 830 2P G24d-1	28752500	CorePro LED PLC 5.9W 840 2P G24d-1
		13W		28750100	CorePro LED PLC 5.9W 830 2P G24d-1	28752500	CorePro LED PLC 5.9W 840 2P G24d-1
	G24d-2/3 / 2-Pin	18W		28754900	CorePro LED PLC 6.9W 830 2P G24d-2	28756300	CorePro LED PLC 6.9W 840 2P G24d-2
		26W		28758700	CorePro LED PLC 8.9W 830 2P G24d-3	28760000	CorePro LED PLC 8.9W 840 2P G24d-3
	G24q-1 / 4-Pin	13W	HF <sup>1</sup> / 230V	29041900	CorePro LED PLC 5.5W 830 4P G24q-1	29043300	CorePro LED PLC 5.5W 840 4P G24q-1
		G24q-2/3 / 4-Pin		18W	29045700	CorePro LED PLC 6.5W 830 4P G24q-2	29047100
26W				29049500	CorePro LED PLC 9.5W 830 4P G24q-3	29051800	CorePro LED PLC 9.5W 840 4P G24q-3
	2G11/ 4-Pin	18W	EM/ 230V	15699900	CorePro LED PLL KVG/230V 8W 830 4P 2G11	15701900	CorePro LED PLL KVG/230V 8W 840 4P 2G11
		24W		15703300	CorePro LED PLL KVG/230V 12W 830 4P 2G11	15705700	CorePro LED PLL KVG/230V 12W 840 4P 2G11
		36W		15707100	CorePro LED PLL KVG/230V 16.5W 830 4P 2G11	15709500	CorePro LED PLL KVG/230V 16.5W 840 4P 2G11
		55W	230V	15711800	CorePro LED PLL 230V 24W 830 4P 2G11	15713200	CorePro LED PLL 230V 24W 840 4P 2G11
		18W	HF <sup>1</sup>	48676800	CorePro LED PLL HF 8W 830 4P 2G11	48678200	CorePro LED PLL HF 8W 840 4P 2G11
		24W		48680500	CorePro LED PLL HF 12W 830 4P 2G11	48682900	CorePro LED PLL HF 12W 840 4P 2G11
		36W		73966200	CorePro LED PLL HF 16.5W 830 4P 2G11	73974700	CorePro LED PLL HF 16.5W 840 4P 2G11
		55W		82839700	CorePro LED PLL HF 24W 830 4P 2G11	82841000	CorePro LED PLL HF 24W 840 4P 2G11
		GX24q-2 / 4-Pin	18W	HF <sup>1</sup>	48776500	CorePro LED PLT HF 6.5W 830 4P GX24q-2	48778900
GX24q-3 / 4-Pin		26W	48780200		CorePro LED PLT HF 9W 830 4P GX24q-3	48782600	CorePro LED PLT HF 9W 840 4P GX24q-3
		32W	48784000		CorePro LED PLT HF 15W 830 4P GX24q-3	48786400	CorePro LED PLT HF 15W 840 4P GX24q-3
GX24q-4 / 4-Pin		42W	48788800		CorePro LED PLT HF 18.5W 830 4P GX24q-4	48790100	CorePro LED PLT HF 18.5W 840 4P GX24q-4
	G23/ 2-Pin	7W	KVG/ 230V	28654200	CorePro LED PLS 3.5W 830 2P G23	28656600	CorePro LED PLS 3.5W 840 2P G23
		9/11W		28658000	CorePro LED PLS 5W 830 2P G23	28660300	CorePro LED PLS 5W 840 2P G23

Attention: Please pay attention to the exact replacement date. The wattages are not compatible with each other due to the different bases.



<sup>1</sup>Click here to easily check compatibility with  
(tested and approved) electronic ballast units  
using our compatibility list.

# Incandescent lamps, candle lamps and luster lamps

## E27 incandescent bulb shape dimmable

GOOD

BETTER

BEST



- MASTER UltraEfficient: Maximum energy savings with energy efficacy class A and 210 lm/W
- MASTER: High colour rendering with  $R_A > 95$ , in DimTone version (2200-2700K), with IP65 protection
- MASTER Value: High colour rendering with  $R_A > 90$ , with IP65 protection
- CorePro: High quality in the entry-level price range with good colour rendering



Scan or click for  
further product  
information



Scan or click  
for dimmer  
compatibility list



DimTone Clear

DimTone/Dim  
Frosted

MASTER UE DIM



Dim Clear



SceneSwitch Clear

SceneSwitch  
Frosted

Name	12NC	lm	W	lm/W	K			Lifetime	CRI
MAS LEDBulb DT3.4-40W E27 CRI95A60CL G	929003798502	470	3.4	138	2,200-2,700	DimTone	10	25,000	95
MAS LEDBulbDT3.4 -40W E27 CRI95 A60 FR G	929003798902	470	3.4	138	2,200-2,700	DimTone	10	25,000	95
MAS LEDBulbDT5.9-60W E27 CRI95A60CL G	929003798682	806	5.9	137	2,200-2,700	DimTone	10	25,000	95
MAS LEDBulb DT5.9-60W E27 CRI95 A60 FR G	929003799002	806	5.9	137	2,200-2,700	DimTone	10	25,000	95
MAS LEDBulb DT7.2-75W E27 CRI95A60CL G	929003798702	1,055	7.2	147	2,200-2,700	DimTone	10	25,000	95
MAS LEDBulb DT7.2-75W E27 CRI95 A60 FR G	929003799102	1,055	7.2	147	2,200-2,700	DimTone	10	25,000	95
MAS LEDBulbDT10.5-100W E27 CRI95A60CLG	929003798802	1,521	10.5	145	2,200-2,700	DimTone	10	25,000	95
MAS LEDBulb DT10.5-100W E27 CRI95A60FR G	929003799202	1,521	10.5	145	2,200-2,700	DimTone	10	25,000	95
MAS LEDBulb D 4-60W E27 827 A60 CL G UE	929003800102	840	4	210	2,700	Dim	10	50,000	80
MAS LEDBulb D 4-60W E27 827 A60 FR G UE	929003800202	840	4	210	2,700	Dim	10	50,000	80
MAS VLE LEDBulbD3.4-40W E27 927 A60 CL G	929003070502	470	3.4	138	2,700	Dim	10	15,000	90
MAS VLE LEDBulbD3.4-40W E27 927 A60 FR G	929003070702	470	3.4	138	2,700	Dim	10	15,000	90
MAS VLE LEDBulbD7.2-50W E27 A60 827 CM G	929002412802	650	7.2	90	2,700	Dim	10	15,000	80
MAS VLE LEDBulb D5.9-60W E27 927 A60CLG	929003057502	806	5.9	137	2,700	Dim	10	15,000	90
MAS VLE LEDBulb D5.9-60W E27 927 A60 FRG	929003057702	806	5.9	137	2,700	Dim	10	15,000	90
MAS VLE LEDBulb D7.8-75W E27 927 A60 CLG	929003057902	1,055	7.8	135	2,700	Dim	10	15,000	90
MAS VLE LEDBulb D7.8-75W E27 927 A60 FRG	929003058102	1,055	7.8	135	2,700	Dim	10	15,000	90
MAS VLE LEDBulbD7.8-75W E27 940 A60FR G	929003527202	1,055	7.8	135	4,000	Dim	10	15,000	90
MAS VLE LEDBulbD11.2-100W E27 927 A60CLG	929003058302	1,521	11.2	136	2,700	Dim	10	15,000	90
MAS VLE LEDBulbD11.2-100W E27 927 A60FRG	929003058502	1,521	11.2	136	2,700	Dim	10	15,000	90
MAS VLE LEDBulbD11.2-100W E27 940A60FRG	929003527302	1,521	11.2	136	4,000	Dim	10	15,000	90
CorePro LEDbulb DIM 8-60W A60 E27 5CCT	929003785202	806	8	101	2,700/3,000/4,000/5,000/6,500	Dim	10	15,000	80



## E27 incandescent bulb shape not dimmable

GOOD

BEST



Scan or click for further product information

- MASTER UltraEfficient: Maximum energy savings with energy efficacy class A and 210 lm/W
- MASTER: High colour rendering with  $R_A > 95$ , in DimTone version (2200-2700K), with IP65 protection
- MASTER Value: High colour rendering with  $R_A > 90$ , with IP65 protection
- CorePro: High quality in the entry-level price range with good colour rendering



MASTER UE Clear



40W



60W



75W



100/120/150W



Frosted




CorePro A60  
4W/8W/10W

CorePro  
A60 13W

Name	12NC	lm	W	lm/W	K			Lifetime	CRI
MAS LEDBulbND2.3-40W E27 827 A60 CL G UE	929003622702	485	2.3	211	2,700	Non-Dim	10	50,000	80
MAS LEDBulbND2.3-40W E27 827 A60 FR G UE	929003622902	485	2.3	211	2,700	Non-Dim	10	50,000	80
MAS LEDBulbND2.3-40W E27 830 A60 CL G UE	929003702502	485	2.3	211	3,000	Non-Dim	10	50,000	80
MAS LEDBulbND2.3-40W E27 840 A60 CL G UE	929003623102	485	2.3	211	4,000	Non-Dim	10	50,000	80
MAS LEDBulbND4-60W E27 827 A60 CL G UE	929003623502	840	4	210	2,700	Non-Dim	10	50,000	80
MAS LEDBulbND4-60W E27 827 A60 FR G UE	929003623702	840	4	210	2,700	Non-Dim	10	50,000	80
MAS LEDBulbND4-60W E27 830 A60 CL G UE	929003702902	840	4	210	3,000	Non-Dim	10	50,000	80
MAS LEDBulbND4-60W E27 830 A60 FR G UE	929003703102	840	4	210	3,000	Non-Dim	10	50,000	80
MAS LEDBulbND4-60W E27 840 A60 CL G UE	929003623902	840	4	210	4,000	Non-Dim	10	50,000	80
MAS LEDBulbND4-60W E27 840 A60 FR G UE	929003624102	840	4	210	4,000	Non-Dim	10	50,000	80
MAS LEDBulbND5.2-75W E27 827 A60 CL G UE	929003624302	1095	5.2	211	2,700	Non-Dim	10	50,000	80
MAS LEDBulbND5.2-75W E27 830 A60 CL G UE	929003703302	1095	5.2	211	3,000	Non-Dim	10	50,000	80
MAS LEDBulbND5.2-75W E27 830 A60 FR G UE	929003703502	1095	5.2	211	3,000	Non-Dim	10	50,000	80
MAS LEDBulbND5.2-75W E27 840 A60 CL G UE	929003624702	1095	5.2	211	4,000	Non-Dim	10	50,000	80
MAS LEDBulbND7.3-100W E27 827 A60 CL G UE	929003625102	1535	7.3	210	2,700	Non-Dim	10	50,000	80
MAS LEDBulbND7.3-100W E27 827 A60 FR G UE	929003625302	1535	7.3	210	2,700	Non-Dim	10	50,000	80
MAS LEDBulbND7.3-100W E27 830 A60 CL G UE	929003703702	1535	7.3	210	3,000	Non-Dim	10	50,000	80
MAS LEDBulbND7.3-100W E27 830 A60 FR G UE	929003703902	1535	7.3	210	3,000	Non-Dim	10	50,000	80
MAS LEDBulbND7.3-100W E27 840 A60 CL G UE	929003625502	1535	7.3	210	4,000	Non-Dim	10	50,000	80
MAS LEDBulbND7.3-100W E27 840 A60 FR G UE	929003625702	1535	7.3	210	4,000	Non-Dim	10	50,000	80
CorePro LEDBulbND 4.3-40W E27 A60827 CLG	929001890092	470	4.3	109	2,700	Non-Dim	10	15,000	80
CorePro LEDBulbND4.5-40W E27 A60 827FR G	929001242992	470	4.5	104	2,700	Non-Dim	10	15,000	80
CorePro LEDBulbND 4.5-40W E27 A60830 FRG	929002424992	470	4.5	104	3,000	Non-Dim	10	15,000	80
CorePro LEDbulb ND 4.9-40W A60 E27 930	929003542602	470	4.9	96	3,000	Non-Dim	10	15,000	90
CorePro LEDbulb ND 4.9-40W A60 E27 940	929003542702	470	4.9	96	4,000	Non-Dim	10	15,000	90
CorePro LEDbulb ND 4.9-40W A60 E27 927	929003542502	470	4.9	96	2,700	Non-Dim	10	15,000	90
CorePro LEDbulb ND 4.9-40W A60 E27 827	929003540208	470	4.9	96	2,700	Non-Dim	10	15,000	80
CorePro LEDbulb ND 4.9-40W A60 E27 830	929003560908	470	4.9	96	3,000	Non-Dim	10	10,000	80
CorePro LEDbulb ND 4.9-40W A60 E27 840	929003564108	470	4.9	96	4,000	Non-Dim	10	15,000	80
CorePro LEDbulb ND 4.9-40W A60 E27 865	929003604208	470	4.9	96	6,500	Non-Dim	10	15,000	80
CorePro LEDBulbND 7-60W E27 V/W A60 CL G	929001387362	806	7	115	2,700	Non-Dim	10	15,000	80
CorePro LEDBulbND 7-60W E27 A60 827FR G	929001243002	806	7	115	2,700	Non-Dim	10	15,000	80
CorePro LEDBulbND 7-60W E27 A60 830 FR G	929002425092	806	7	115	3,000	Non-Dim	10	15,000	80
CorePro LEDBulb7-60W E27 A60 840 FR G	929001323592	806	7	115	4,000	Non-Dim	10	15,000	80
CorePro LEDbulb ND 8-60W A60 E27 927	929003543302	806	8	101	2,700	Non-Dim	10	15,000	90
CorePro LEDbulb ND 7.5-60W A60 E27 930	929003543402	806	7.5	107	3,000	Non-Dim	10	15,000	90
CorePro LEDbulb ND 7.5-60W A60 E27 940	929003543502	806	7.5	107	4,000	Non-Dim	10	15,000	90

More products on the next page →

## E27 incandescent bulb shape not dimmable

Name	12NC	lm	W	lm/W	K			Lifetime	CRI
CorePro LEDbulb ND 8-60W A60 E27 827	929002306208	806	8	101	2,700	Non-Dim	10	15,000	80
CorePro LEDbulb ND 8-60W A60 E27 830	929003607408	806	8	101	3,000	Non-Dim	10	15,000	80
CorePro LEDbulb ND 8-60W A60 E27 840	929002306308	806	8	101	4,000	Non-Dim	10	15,000	80
CorePro LEDbulb ND 8-60W A60 E27 865	929002306408	806	8	101	6,500	Non-Dim	10	15,000	80
CorePro LEDBulbND 8.5-75W E27 A60 827CLG	929002025492	1,055	8.5	124	2,700	Non-Dim	10	15,000	80
CorePro LEDBulbND 8.5-75W E27 A60 827FR G	929002025702	1,055	8.5	124	2,700	Non-Dim	10	15,000	80
CorePro LEDBulbND 8.5-75W E27 A60 830FRG	929002425192	1,055	8.5	124	3,000	Non-Dim	10	15,000	80
CorePro LEDBulbND 8.5-75W E27 A60 840CLG	929002025592	1,055	8.5	124	4,000	Non-Dim	10	15,000	80
CorePro LEDBulb 8.5-75W E27 A60 840 FR G	929002025892	1,055	8.5	124	4,000	Non-Dim	10	15,000	80
CorePro LEDbulb ND 11-75W A60 E27 927	929003544102	1,055	11	96	2,700	Non-Dim	10	15,000	90
CorePro LEDbulb ND 10.5-75W A60 E27 930	929003544202	1,055	10.5	100	3,000	Non-Dim	10	15,000	90
CorePro LEDbulb ND 10-75W A60 E27 940	929003544302	1,055	10	106	4,000	Non-Dim	10	15,000	90
CorePro LEDbulb ND 10-75W A60 E27 827	929002306508	1,055	10	106	2,700	Non-Dim	10	15,000	80
CorePro LEDbulb ND 10-75W A60 E27 830	929003607508	1,055	10	106	3,000	Non-Dim	10	15,000	80
CorePro LEDbulb ND 10-75W A60 E27 840	929002306608	1,055	10	106	4,000	Non-Dim	10	15,000	80
CorePro LEDbulb ND 10-75W A60 E27 865	929002306708	1,055	10	106	6,500	Non-Dim	10	15,000	80
CorePro LEDBulbND 10.5-100W E27A60 827CLG	929002026192	1,521	10.5	145	2,700	Non-Dim	10	15,000	80
CorePro LEDBulbND 10.5-100W E27A60 827FRG	929002026402	1,521	10.5	145	2,700	Non-Dim	10	15,000	80
CorePro LEDBulbND 10.5-100W E27A60 830FRG	929002425292	1,521	10.5	145	3,000	Non-Dim	10	15,000	80
CorePro LEDBulbND 10.5-100W E27A60 840CLG	929002026292	1,521	10.5	145	4,000	Non-Dim	10	15,000	80
CorePro LEDBulb 10.5-100W E27 A60 840 FRG	929002026592	1,521	10.5	145	4,000	Non-Dim	10	15,000	80
CorePro LEDbulb ND 13-100W A60 E27 927	929003003702	1,521	13	117	2,700	Non-Dim	10	15,000	90
CorePro LEDbulb ND 13-100W A60 E27 930	929003003902	1,521	13	117	3,000	Non-Dim	10	15,000	90
CorePro LEDbulb ND 12.5-100W A60 E27 940	929003004102	1,521	12.5	122	4,000	Non-Dim	10	15,000	90
CorePro LEDbulb ND 13-100W A60 E27 827	929002306808	1,521	13	117	2,700	Non-Dim	10	15,000	80
CorePro LEDbulb ND 13-100W A60 E27 830	929003607608	1,521	13	117	3,000	Non-Dim	10	15,000	80
CorePro LEDbulb ND 13-100W A60 E27 840	929002306908	1,521	13	117	4,000	Non-Dim	10	15,000	80
CorePro LEDbulb ND 13-100W A60 E27 865	929002307008	1,521	13	117	6,500	Non-Dim	10	15,000	80
CorePro LEDBulbND 120W E27 A67 827 CL G	929002371502	2,000	13	154	2,700	Non-Dim	10	15,000	80
CorePro LEDBulbND 120W E27 A67 827 FR G	929002371802	2,000	13	154	2,700	Non-Dim	10	15,000	80
CorePro LEDBulbND 120W E27 A67 840 FR G	929002371902	2,000	13	154	4,000	Non-Dim	10	15,000	80
CorePro LEDBulbND 120W E27 A67 865 FR G	929002372002	2,000	13	154	6,500	Non-Dim	10	15,000	80
CorePro LEDBulbND 17-150W E27 A67 827 CLG	929002055092	2,452	17	144	2,700	Non-Dim	10	15,000	80
CorePro LEDBulbND 150W E27 A67 827 FR G	929002372602	2,452	17.5	140	2,700	Non-Dim	10	15,000	80
CorePro LEDBulbND 150W E27 A67 840 FR G	929002372702	2,452	17.5	140	4,000	Non-Dim	10	15,000	80
CorePro LEDBulbND 150W E27 A67 865 FR G	929002372802	2,452	17.5	140	6,500	Non-Dim	10	15,000	80
CorePro LEDBulbND 200W E27 A95 827 FR G	929002372902	3,452	23	150	2,700	Non-Dim	6	15,000	80
CorePro LEDBulbND 200W E27 A95 840 FR G	929002373002	3,452	23	150	4,000	Non-Dim	6	15,000	80
CorePro LEDBulbND 200W E27 A95 865 FR G	929002373102	3,452	23	150	6,500	Non-Dim	6	15,000	80

### Dimmable LED lamps with warm light effect

Philips LED lamps with DimTone dimming function dim like classic incandescent lamps: Your light becomes warmer when dimmed.

Lamps that have a DimTone dimming function can be recognised by the symbol on the right.



## E14/E27 candle bulb shape

GOOD

BETTER

BEST



Scan or click for further product information



Scan or click for dimmer compatibility list

- MASTER UltraEfficient: Maximum energy savings with energy efficacy class A and 210 lm/W, extra long average lifetime of 50,000 hours
- MASTER: High colour rendering with  $R_A > 90$ , in DimTone version (2200-2700K)
- MASTER Value: Dimmable version
- CorePro: High quality in the entry-level price range in clear or frosted finish



Clear Dim-Tone B35



Clear Dim-Tone BA35



Vintage DIM B35



Clear Dim B35



MASTER UE



Clear B35



Clear BA35



Clear ST35



Frosted B35 Glass



CorePro Frosted B35

Name	12NC	lm	W	lm/W	K			Lifetime	CRI
MAS LEDCandleDT2.5-25W E14 B35 CL G	929003011982	340	2.5	136	2,200-2,700	DimTone	10	25,000	90
MAS LEDCandleDT3.4-40W E14 927 B35CL G	929003012282	470	3.4	138	2,200-2,700	DimTone	10	25,000	90
MAS LEDCandleDT5.9-60W E14 927 B35 CL G	929003013982	806	5.9	137	2,200-2,700	DimTone	10	25,000	90
MAS LEDCandleDT2.5-25W E14 BA35 CL G	929003071302	340	2.5	136	2,200-2,700	DimTone	10	25,000	90
MAS LEDCandleDT3.4-40W E14927 BA35CL G	929003013082	470	3.4	138	2,200-2,700	DimTone	10	25,000	90
MAS LEDCandleDT3.4-40W E27 927 B35CL G	929003012382	470	3.4	138	2,200-2,700	DimTone	10	25,000	90
MAS VLE LEDCandleD3.4-40W E14 B35 927CLG	929003059502	470	3.4	138	2,700	Dim	10	15,000	90
MAS LEDCandleND2.3-40W E14 827 B35CL GUE	929003800702	485	2.3	211	2,700	Non-Dim	10	50,000	80
CorePro LEDCandleND 2-25W E14B35 827CL G	929001238392	250	2	125	2,700	Non-Dim	10	15,000	80
CorePro LEDCandleND2-25W E14BA35 827CL G	929001238492	250	2	125	2,700	Non-Dim	10	15,000	80
CorePro LEDCandleND2-25W ST35 E14 827CLG	929001238592	250	2	125	2,700	Non-Dim	10	15,000	80
CorePro LEDCandle ND 2.2-25W B35 E14 FRG	929001345292	250	2.2	114	2,700	Non-Dim	10	15,000	80
CorePro LEDCandleND 2.2-25W BA35 E14 FRG	929001345892	250	2.2	114	2,700	Non-Dim	10	15,000	80
CorePro candle ND 2.8-25W E14 827 B35 FR	929002966802	250	2.8	89	2,700	Non-Dim	10	15,000	80
CorePro LEDCandleND4.3-40W E14 827B35CLG	929001889792	470	4.3	109	2,700	Non-Dim	10	15,000	80
CorePro LEDCandleND4.3-40W E14 827B35FRG	929001345392	470	4.3	109	2,700	Non-Dim	10	15,000	80
CorePro candle ND 5-40W E14 827 B35 FR	929002968402	470	5	94	2,700	Non-Dim	10	15,000	80
CorePro LEDCandleND4.3-40W E14 840B35CLG	929002024392	470	4.3	109	4,000	Non-Dim	10	15,000	80
CorePro candle ND 5-40W E14 840 B35 FR	929002968802	470	5	94	4,000	Non-Dim	10	15,000	80
CorePro candle ND 5-40W E14 865 B35 FR	929002969202	470	5	94	6,500	Non-Dim	10	15,000	80
CorePro LEDCandle ND6.5-60W B35E14827CLG	929002028092	806	6.5	124	2,700	Non-Dim	10	15,000	80
CorePro LEDCandleND6.5-60W B35 E14827FRG	929002028292	806	6.5	124	2,700	Non-Dim	10	15,000	80
CorePro candle ND 7-60W E14 827 B38 FR	929002972502	806	7	115	2,700	Non-Dim	10	15,000	80
CorePro LEDCandleND6.5-60W B35 E14840CLG	929002028192	806	6.5	124	4,000	Non-Dim	10	15,000	80
CorePro LEDCandleND6.5-60WB35 E14 840FRG	929002028392	806	6.5	124	4,000	Non-Dim	10	15,000	80
CorePro candle ND 7-60W E14 840 B38 FR	929002972702	806	7	115	4,000	Non-Dim	10	15,000	80
CorePro candle ND 7-60W E14 865 B38 FR	929002972902	806	7	115	6,500	Non-Dim	10	15,000	80



## E14/E27 lustre bulb shape

GOOD

BETTER

BEST



Scan or click for  
further product  
information



Scan or click  
for dimmer  
compatibility list

- MASTER UltraEfficient: Maximum energy savings with energy efficacy class A and 210 lm/W, extra long average lifetime of 50,000 hours
- MASTER: High colour rendering with  $R_A > 90$ , in DimTone version (2200-2700K)
- MASTER Value: Dimmable version
- CorePro: High quality in the entry-level price range in clear or frosted finish



**E14 Dim-Tone P45**   **E27 Dim-Tone P45**   **E14 Vintage**   **E27 Vintage**   **MASTER UE E14**   **MASTER UE E27**   **E14 P45 Clear**   **E27 P45 Clear**   **E14 P45 Frosted**   **E27 P45 Frosted**   **CorePro Frosted E14**   **CorePro Frosted E27**

Name	12NC	lm	W	lm/W	K			Lifetime	CRI
MAS LEDLusterDT2.5-25W E14 927 P45CL G	929003012082	340	2.5	136	2,200-2,700	DimTone	10	25,000	90
MAS LEDLusterDT2.5-25W E27 927 P45CL G	929003012182	340	2.5	136	2,200-2,700	DimTone	10	25,000	90
MAS LEDLusterDT3.4-40W E14 927 P45CL G	929003013182	470	3.4	138	2,200-2,700	DimTone	10	25,000	90
MAS LEDLusterDT3.5-40W E27 927 P45CL G	929003013282	470	3.4	138	2,200-2,700	DimTone	10	25,000	90
MAS LEDLuster DT 5.5-40W E14 P48 CL	929002491402	470	5.5	85	2,200-2,700	DimTone	10	25,000	80
MAS LEDLusterDT5.9-60W E14 927 P45 CL G	929003014182	806	5.9	137	2,200-2,700	DimTone	10	25,000	90
MAS LEDLusterDT5.9-60W E27 927 P45CL G	929003014382	806	5.9	137	2,200-2,700	DimTone	10	25,000	90
MAS VLE LEDLusterD3.4-40W E14 P45 927CLG	929003060002	470	3.4	138	2,700	Dim	10	15,000	90
MAS VLE LEDLusterD3.4-40W E27 P45 927CLG	929003060402	470	3.4	138	2,700	Dim	10	15,000	90
MAS VLE LEDLusterD3.4-40W E14 P45 927FRG	929003060202	470	3.4	138	2,700	Dim	10	15,000	90
MAS VLE LEDLusterD3.4-40W E27 P45 927FRG	929003060602	470	3.4	138	2,700	Dim	10	15,000	90
MAS LEDLusterND2.3-40W E14 827 P45CL GUE	929003801102	485	2.3	211	2,700	Non-Dim	10	50,000	80
MAS LEDLusterND2.3-40W E27 827 P45CL GUE	929003626202	485	2.3	211	2,700	Non-Dim	10	50,000	80
CorePro LEDLusterND2-25W P45 E14 827 CLG	929001238692	250	2	125	2,700	Non-Dim	10	15,000	80
CorePro LEDLusterND2-25W P45 E27 827 CLG	929001238792	250	2	125	2,700	Non-Dim	10	15,000	80
CorePro LEDLuster ND 2.2-25W P45 E14 FRG	929001345492	250	2.2	114	2,700	Non-Dim	10	15,000	80
CorePro LEDLuster ND 2.2-25W P45 E27 FRG	929001345692	250	2.2	114	2,700	Non-Dim	10	15,000	80
CorePro lustre ND 2.8-25W E14 827 P45 FR	929002967102	250	2.8	89	2,700	Non-Dim	10	15,000	80
CorePro lustre ND 2.8-25W E27 827 P45 FR	929002966902	250	2.8	89	2,700	Non-Dim	10	15,000	80
CorePro LEDLusterND4.3-40W E14 827P45CLG	929001890492	470	4.3	109	2,700	Non-Dim	10	15,000	80
CorePro LEDLusterND4.3-40W E27 827P45CLG	929001890592	470	4.3	109	2,700	Non-Dim	10	15,000	80
CorePro LEDLusterND4.3-40W E14 827P45FRG	929001345592	470	4.3	109	2,700	Non-Dim	10	15,000	80
CorePro LEDLusterND4.3-40W E27 827P45FRG	929001345792	470	4.3	109	2,700	Non-Dim	10	15,000	80
CorePro lustre ND 5-40W E14 827 P45 FR	929002969602	470	5	94	2,700	Non-Dim	10	15,000	80
Corepro lustre ND 5-40W E27 827 P45 FR	929002969402	470	5	94	2,700	Non-Dim	10	15,000	80
CorePro lustre ND 5-40W E14 840 P45 FR	929002970002	470	5	94	4,000	Non-Dim	10	15,000	80
CorePro lustre ND 5-40W E14 865 P45 FR	929002970402	470	5	94	6,500	Non-Dim	10	15,000	80
CorePro LEDLusterND6.5-60W P45 E14827CLG	929002028592	806	6.5	124	2,700	Non-Dim	10	15,000	80
CorePro LEDLusterND6.5-60W P45 E27827CLG	929002029092	806	6.5	124	2,700	Non-Dim	10	15,000	80
CorePro LEDLusterND6.5-60W P45 E14827FRG	929002028792	806	6.5	124	2,700	Non-Dim	10	15,000	80
CorePro LEDLusterND6.5-60W P45 E27827FRG	929002029292	806	6.5	124	2,700	Non-Dim	10	15,000	80
CorePro LEDLusterND6.5-60W P45 E14840CLG	929002028692	806	6.5	124	4,000	Non-Dim	10	15,000	80
CorePro LEDLusterND6.5-60W P45 E14840FRG	929002028892	806	6.5	124	4,000	Non-Dim	10	15,000	80
CorePro LEDLusterND6.5-60W P45 E27840FRG	929002029392	806	6.5	124	4,000	Non-Dim	10	15,000	80
CorePro lustre ND 7-60W E14 827 P48 FR	929002973102	806	7	115	2,700	Non-Dim	10	15,000	80
CorePro lustre ND 7-60W E27 827 P48 FR	929002973002	806	7	115	2,700	Non-Dim	10	15,000	80
CorePro lustre ND 7-60W E27 840 P48 FR	929002973202	806	7	115	4,000	Non-Dim	10	15,000	80
CorePro lustre ND 7-60W E14 840 P48 FR	929002973302	806	7	115	4,000	Non-Dim	10	15,000	80
CorePro lustre ND 7-60W E14 865 P48 FR	929002973502	806	7	115	6,500	Non-Dim	10	15,000	80

## E27 bulb shape, retro

BETTER

Up to **90%**  
energy savings

- Retro LED lamp range with a special design effect
- In DimTone version (2200-2700K) or dimmable

Scan or click for  
further product  
informationScan or click  
for dimmer  
compatibility list

Clear ST64



Clear G120

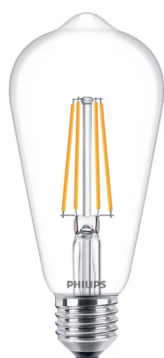
Name	12NC	lm	W	lm/W	K			Lifetime	CRI
MAS VLE LEDBulb DT5.9-60W E27 927ST64CLG	929003010702	806	5.9	137	2200-2700	DimTone	10	15,000	90
MAS VLE LEDBulb DT5.9-60W E27 927G93CL G	929003010902	806	5.9	137	2200-2700	DimTone	6	15,000	90
MAS VLE LEDBulb D5.9-60W E27 927 ST64CLG	929003059402	806	5.9	137	2,700	Dim	10	15,000	90
MAS VLE LEDBulb D5.9-60W E27 927 G120CLG	929003059302	806	5.9	137	2,700	Dim	6	15,000	90

## E14/E27 Special lamps

GOOD

Up to **83%**  
energy savings

- LED lamps in special shape T25, T38, ST64 and G93

T25 ND 1.7-15W  
E14 827Stick ND 9.5-68W  
T38 E27 830LEDBulbND 7-60W  
E27 ST64 827CL GLEDBulbND 7-60W  
E27 G93 827 CL GScan or click for  
further product  
information

Name	12NC	lm	W	lm/W	K			Lifetime	CRI
CorePro LED T25 ND 1.7-15W E14 827	929001325702	150	1.7	88	2,700	Non-Dim	12	15,000	80
CorePro LED Stick ND 9.5-68W T38 E27 830	929001901402	950	9.5	100	3,000	Non-Dim	10	15,000	80
CorePro LED Stick ND 9.5-75W T38 E27 840	929001901502	1,050	9.5	111	4,000	Non-Dim	10	15,000	80
CorePro LEDBulbND 7-60W E27 ST64 827CL G	929001387692	806	7	115	2,700	Non-Dim	10	15,000	80
CorePro LEDBulbND 7-60W E27 G93 827 CL G	929001387992	806	7	115	2,700	Non-Dim	6	15,000	80



**Do you have questions about our products  
or need support with a project?**

Or discover our products online:  
[www.philips.com/lighting](http://www.philips.com/lighting)

The brand for lighting from 

© 2025 Signify Holding. All rights reserved. The information contained herein is subject to change without notice. Signify makes no representations or warranties as to the accuracy or completeness of the information contained herein and shall not be liable for any actions resulting therefrom. The information contained in this document is not intended as an offer and does not form part of any offer or contract unless otherwise agreed with Signify. All trademarks are the property of Signify Holding or their respective owners.

Valid as of 2025  
[www.signify.com](http://www.signify.com)  
[www.philips.com/lighting](http://www.philips.com/lighting)