

©signify
myCreation

Product Portfolio

Please note: the enclosed information reflects
data available as of Q2 2025.

Lighting Solutions:

1. Recessed
2. Surface Mounted
3. Track
4. Suspended Performance
5. Suspended Decorative
6. Signature Home Lights
7. More



Recessed:

GreenSpace
Essential
Accent Recessed D65
Accent Semi-Recessed D65
Ambifit

Surface Mounted:

Essential
Drum
Accent Cylinder

Track:

Smooth Track
Accent Track D65
Accent Track D90
Drum

Suspended Performance:

Essential
Grand
Highlight
Dome
Height
Drum
Accent Cylinder

Suspended Decorative:

Gleam
Cloak
Blossom
Original
Industrial
Cord
Jewels Smokey Grey
Jewels Water Blue
First

Signature Home Lights:

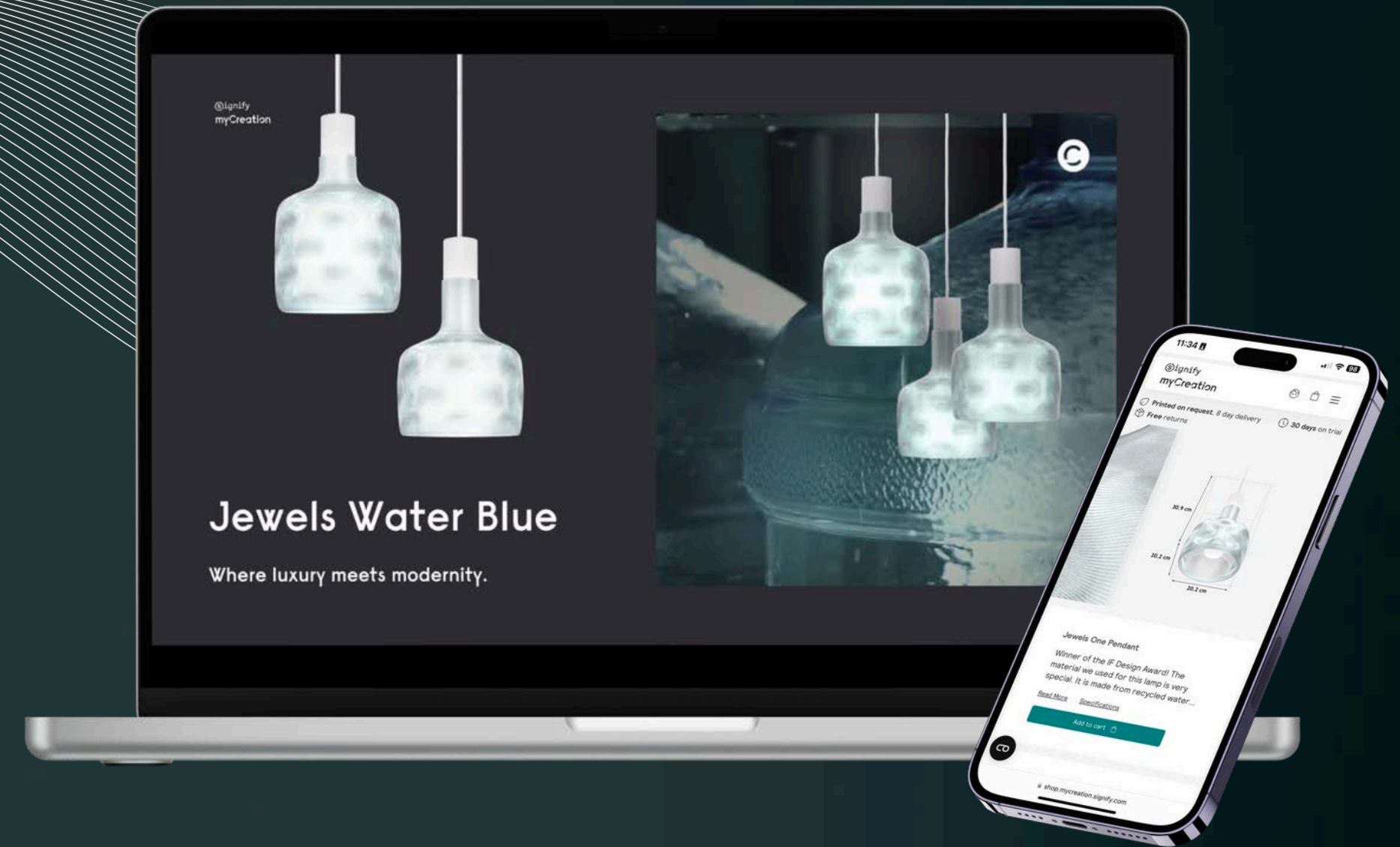
Voila Product Family
Jagg Product Family
Lantern Product Family
Jewels Product Family
Original Product Family
Shell Product Family
Blossom Product Family
Cloak Product Family
Gleam Product Family

More:

Our Value Proposition
Connected Lighting
Sustainability & Circularity
Environmental Product Declarations

NatureConnect

VALUE THAT MATTERS



1. DESIGN



Innovative lighting with unique shapes, customizable options, and easy installation, tailored for modern spaces and special projects.

2. PERFORMANCE



High-performing, energy-efficient luminaires seamlessly integrate with lighting systems, ensuring reliability and ease of configuration.

3. SUSTAINABILITY



Eco-friendly solutions using recycled materials, circular design, and local production to reduce CO₂ emissions and waste.

4. RELIABILITY



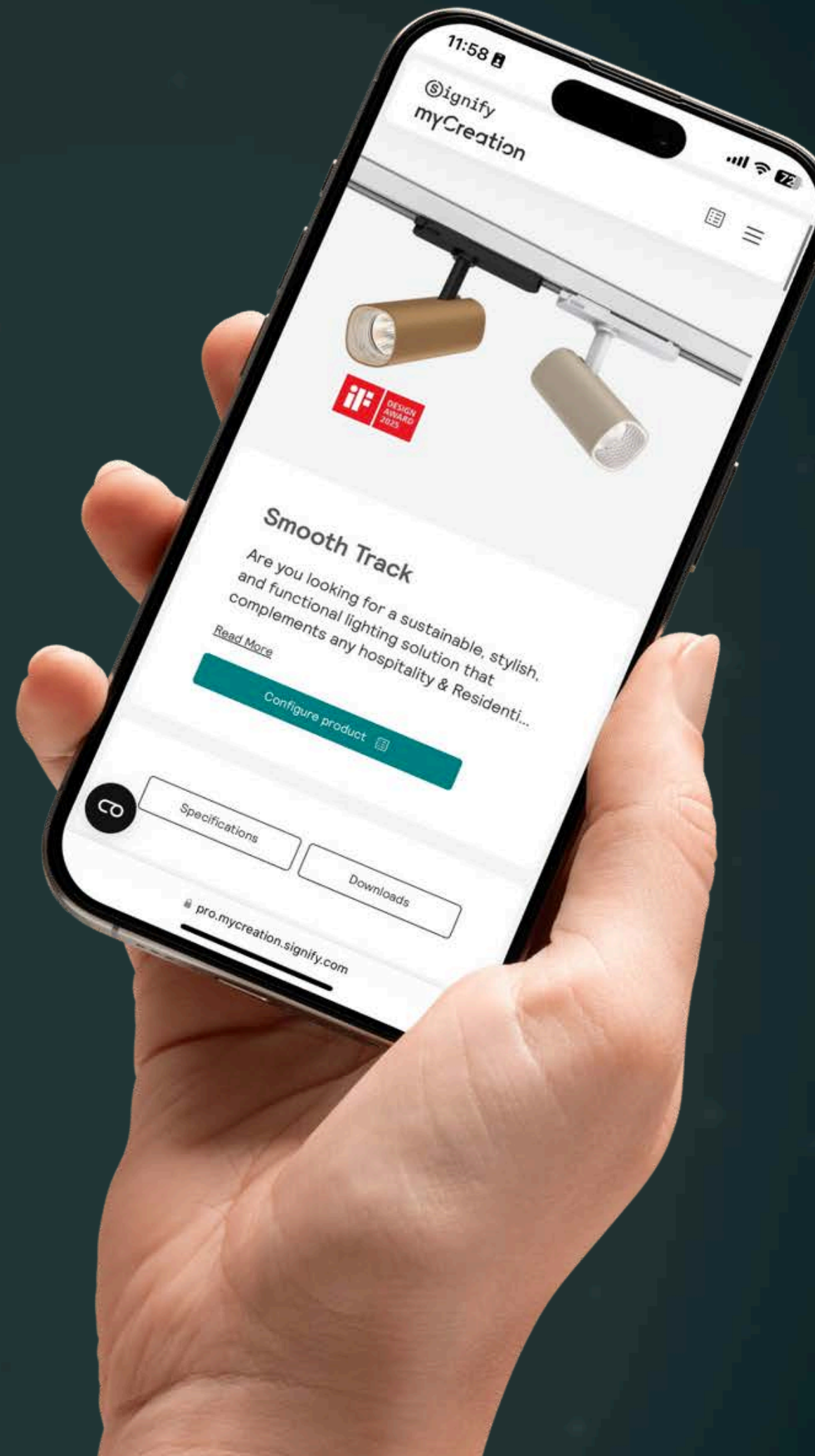
Transparent, fast, and reliable, backed by global partnerships and the excellence of Signify, the world leader in lighting.

Sustainable Lighting, Just One Click Away

Your next custom, circular, and high-performance luminaire is just one scan away. With a simple QR code scan, access our full portfolio, configure products with precision, and bring sustainable lighting solutions to your projects in seconds.



Scan the QR code or [click this link](#) and start specifying today!



Signify
myCreation

Personalised
Lighting

Sustainable
by Design

Smart & Efficient
Technologies

Trust
Backed by Global
Partnerships

I. Recessed

Table of Content 

[Recessed](#)
[Surface Mounted](#)
[Track](#)
[Suspended Performance](#)
[Suspended Decorative](#)
[Signature Home Lights](#)
[More](#)



GreenSpace

The ideal solution for your renovation project. Save the hassle! Avoid time consuming & costly adaptor rings and get the downlight that always fits!

[Read More](#) ➤



Essential

The Essential offers a stylish and versatile lighting solution, available in a variety of colors and textures that complement any decor.


[Read More](#) ➤



Accent Recessed D65

The Accent Recessed D65 is an energy-efficient downlight available in fixed and adjustable styles, offering various beam angles, color temperatures, and cutout sizes, making it versatile for renovation projects.

[Read More](#) ➤



Accent Semi-Recessed D65

The Accent Semi-Recessed D65 is the perfect lighting solution for anyone looking for energy-efficient, versatile, and sustainable lighting.

[Read More](#) ➤




Ambifit

Easily upgrade your lighting with the stylish and sustainably made Ambifit GU10 recessed spotlight.

[Read More](#) ➤


GreenSpace



GreenSpace

The ideal solution for your renovation project. Save the hassle!
Avoid time consuming & costly adaptor rings and get the downlight that always fits!

Ever got stuck with a hole in a ceiling when replacing downlights?
We print a complete and 100% fitting LED downlight, so you don't need adaptor rings to fit the ceiling anymore.



Scan the QR code or [click](#)
this link and start specifying today!



Changing Room & School Atrium

©signify
myCreation



GreenSpace

Key Specifications

- Fits any cut-out from 150mm to 280 mm
- Printed parts with at least 65% recycled or mass balanced bio-circular material
- Luminous flux 700 – 4000 lm
- CRI 80 & 90, 3000K & 4000K options
- Efficacy up to 148 lm/W (depending on lumens, optical accessories and covers for IP54)
- Office compliance, UGR19 versions available
- DALI or wireless drivers with Interact ready
- Sensor option with presence detection and daylight dimming
- Emergency lighting ready
- Cabling options available
- Lifetime 100,000hrs, L90 @ 25°C Ta
- Printed locally and on demand
- Printed with ISCC Plus Certified Bio-Circular materials

Optical

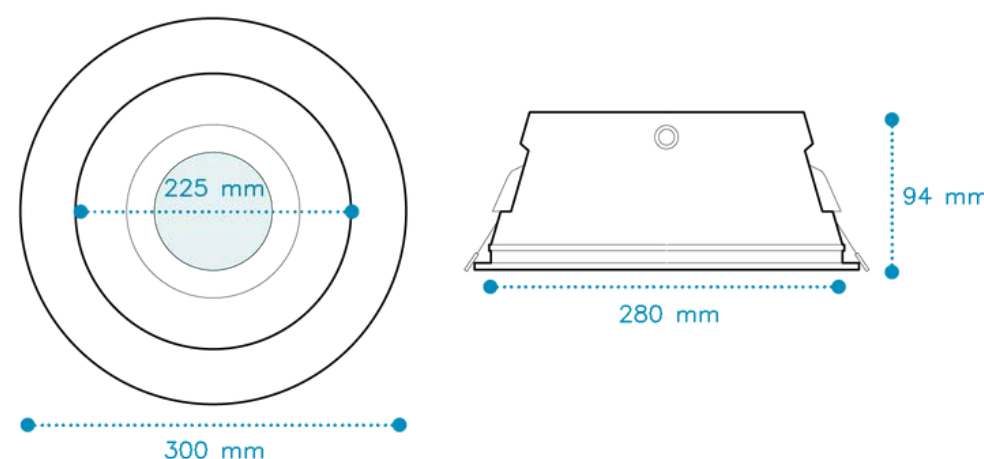
Description: LED Module

CCT: CRI80+, 3000K, 4000K; CRI90+, 3000K, 4000K

Binning: SDCM<3

Lifetime: 100,000hrs, L90 @25°C Ta

Dimensions of the Large Fixture



Operational & Certifications

Protection Class:

IP20 / IP54 IP 54 for PCO & PCC (IP 20 FOR IA4, IA5 & PCO + ELP3, ELD3, ELW3) IK02 / IK 06 for PCO & PCC Electrical Class II

Ambient Range: +10° TO +40° / -15° TO +40° for PCO & PCC / +10° TO +35° for 4000 LUMEN VERSIONS

Certifications: CE, RoHS

Glow Wire Test: 650°C

Warranty: 5 Years

Electrical

Input Voltage: 220–240vac

Frequency: 50–60Hz

Power Factor: 0.9

Configuration Page



[Click here for more dimensions and extra specifications.](#)

Visit www.signify.com/warranties for complete warranty information.

I. Recessed

Table of Content 

[Recessed](#)
[Surface Mounted](#)
[Track](#)
[Suspended Performance](#)
[Suspended Decorative](#)
[Signature Home Lights](#)
[More](#)



GreenSpace

The ideal solution for your renovation project. Save the hassle! Avoid time consuming & costly adaptor rings and get the downlight that always fits!

[Read More](#) ➤



Essential

The Essential offers a stylish and versatile lighting solution, available in a variety of colors and textures that complement any decor.

[Read More](#) ➤



Accent Recessed D65

The Accent Recessed D65 is an energy-efficient downlight available in fixed and adjustable styles, offering various beam angles, color temperatures, and cutout sizes, making it versatile for renovation projects.

[Read More](#) ➤



Accent Semi-Recessed D65

The Accent Semi-Recessed D65 is the perfect lighting solution for anyone looking for energy-efficient, versatile, and sustainable lighting.

[Read More](#) ➤



Ambifit

Easily upgrade your lighting with the stylish and sustainably made Ambifit GU10 recessed spotlight.

[Read More](#) ➤

Essential

Recessed



Essential

Recessed

The Essential offers a stylish and versatile lighting solution, available in a variety of colors and textures that complement any decor.

This eco-friendly system, crafted from 3D-printed recycled materials, seamlessly integrates into ceilings and connects with smart office systems to enhance functionality without compromising design.



Scan the QR code or [click](#)
this link and start specifying today!

Cafe & Lounge Environment

©signify
myCreation



Meeting Area & Focus Room

©signify
myCreation



Essential

The remarkable and truly circular lighting

Key Specifications

- A wide range of colors and textures
- 3 sizes and 3 mounting types (pendant, surface and recessed)
- Includes VPC option for easy installation and perfect rimless ceiling integration
- Office compliance, eye Comfort criteria met due to MXO optics
- DALI or wireless drivers with Interact ready
- Sensor option with presence detection and day light dimming
- Emergency lighting ready
- Printed parts from bio-circular material
- Lumen 1800 – 8000 lm
- Efficacy 120 – 152 lm/W (depending on glare options)
- CRI 90, 3000K and 4000K options
- Lifetime 100,000hrs to L80 @ 25°C Ta; 50,000hrs to L90 @ 25°C Ta
- Printed locally and on demand
- Printed with ISCC Plus Certified Bio-Circular materials

Optical

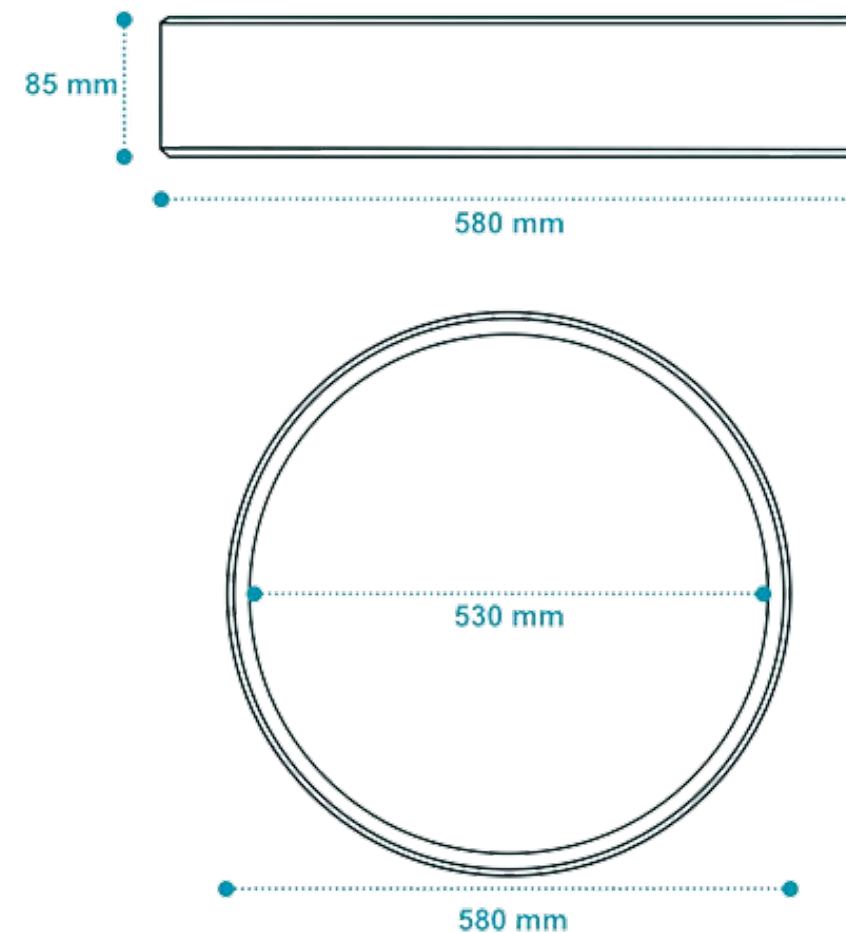
Description: LED Module

CCT: CRI90+, 3000K; CRI90+, 4000K

Binning: 930: SDCM<3; 940: SDCM<3

Lifetime: 100,000hrs to L80 @ 25°C Ta; 50,000hrs to L90 @ 25°C Ta

Dimensions of the Large Fixture



Operational & Certifications

Protection Class: IP20 / IK04

Electrical Class II

Ambient Range: +10°C to +35°C

Certifications: CE, RoHS

Glow Wire Test: 650°C

Warranty: 5 Years

Electrical

Input Voltage: 220–240vac

Frequency: 50–60Hz

Power Factor: 0.9

Configuration Page



[Click here for more dimensions and extra specifications.](#)

Visit www.signify.com/warranties for complete warranty information.

I. Recessed

Table of Content 

[Recessed](#)
[Surface Mounted](#)
[Track](#)
[Suspended Performance](#)
[Suspended Decorative](#)
[Signature Home Lights](#)
[More](#)



GreenSpace

The ideal solution for your renovation project. Save the hassle! Avoid time consuming & costly adaptor rings and get the downlight that always fits!

[Read More](#) ➤



Essential

The Essential offers a stylish and versatile lighting solution, available in a variety of colors and textures that complement any decor.


[Read More](#) ➤



Accent Recessed D65

The Accent Recessed D65 is an energy-efficient downlight available in fixed and adjustable styles, offering various beam angles, color temperatures, and cutout sizes, making it versatile for renovation projects.

[Read More](#) ➤



Accent Semi-Recessed D65

The Accent Semi-Recessed D65 is the perfect lighting solution for anyone looking for energy-efficient, versatile, and sustainable lighting.

[Read More](#) ➤





Ambifit

Easily upgrade your lighting with the stylish and sustainably made Ambifit GU10 recessed spotlight.


[Read More](#) ➤

Accent Recessed D65



Accent Recessed D65


The Accent Recessed D65 is a highly energy-efficient downlight available in both fixed and adjustable variations. It provides a wide range of beam angles and color temperatures, making it highly versatile, and comes with different cutout sizes, making it perfectly fit for renovation projects. The spot also offers a variety of housing and ring colors that can be mixed and matched, making it suitable for fashion retail, hospitality, and residential applications.



Scan the QR code or [click](#)
this link and start specifying today!

Close-Up & Flex Flex Social Space

©signify
myCreation



Accent Recessed D65

Key Specifications

- Available in Fixed and Adjustable version
- Rich pallet of housing colors
- Various light recipes to choose from – 3000K, 4000K, Premium White, Premium Color
- Wide range of beam angles to choose from
- Efficacy up to 138 lm/w
- Option for CRI80 or CRI90
- Lumens : 700 – 2000 Lumens
- Different Driver options – Non Dimming / DIA (Dali interact Dimming / WIA (Wireless interact dimming)
- Lifetime: 100,000hrs* to L80 @ 25°C Ta
- Printed locally and on demand
- Printed with ISCC Plus Certified Bio-Circular materials

Optical

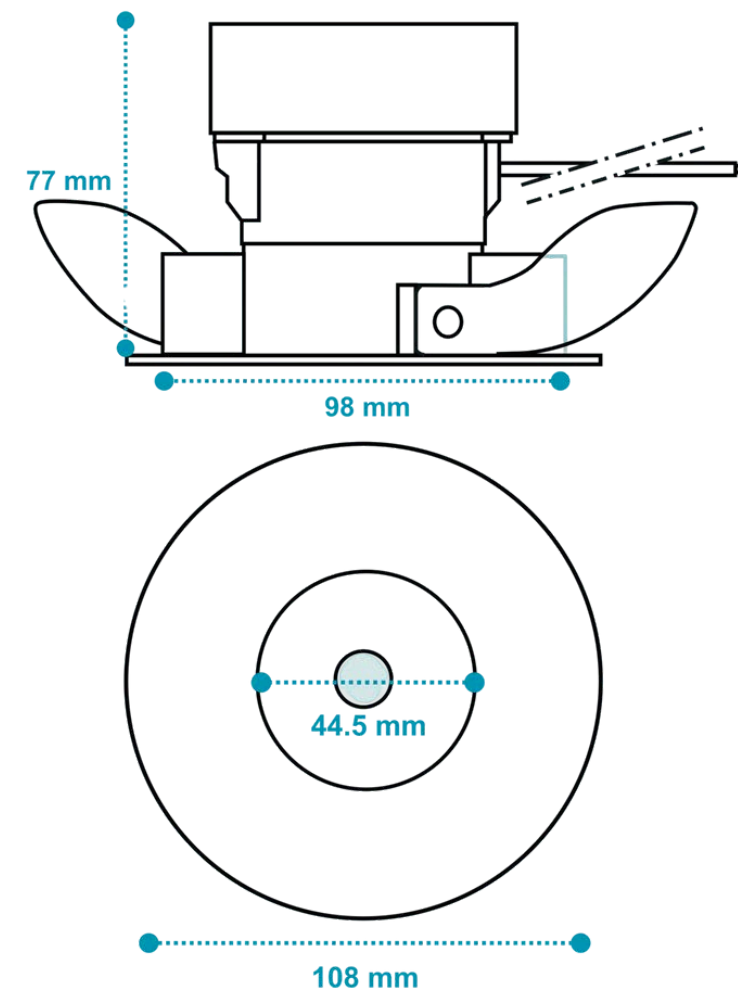
Description: LED Module

CCT: CRI80+, 3000K, 4000K; CRI90+, 3000K (PW930/PC930), 4000K (PW940)

Binning: CRI 80 SDCM<3; CRI 90 SDCM<3

Lifetime: 100,000hrs* to L80 @ 25°C T

Dimensions of the Fixed 100mm Fixture



Operational & Certifications

Protection Class: IP20 / IK02 Electrical Class II

IP54 / IK02 Fixed version with Flat Glass

Ambient Range: +10°C to +35°C

Certifications: CE, RoHS

Glow Wire Test: 650°C

Warranty: 5 Years

Electrical

Input Voltage: 220-240vac

Frequency: 50-60Hz

Power Factor: 0.9

Configuration Page



[Click here for more dimensions and extra specifications.](#)

Visit www.signify.com/warranties for complete warranty information.

I. Recessed

Table of Content 

[Recessed](#)
[Surface Mounted](#)
[Track](#)
[Suspended Performance](#)
[Suspended Decorative](#)
[Signature Home Lights](#)
[More](#)



GreenSpace

The ideal solution for your renovation project. Save the hassle! Avoid time consuming & costly adaptor rings and get the downlight that always fits!

[Read More](#) ➤



Essential

The Essential offers a stylish and versatile lighting solution, available in a variety of colors and textures that complement any decor.


[Read More](#) ➤



Accent Recessed D65

The Accent Recessed D65 is an energy-efficient downlight available in fixed and adjustable styles, offering various beam angles, color temperatures, and cutout sizes, making it versatile for renovation projects.

[Read More](#) ➤



Accent Semi-Recessed D65

The Accent Semi-Recessed D65 is the perfect lighting solution for anyone looking for energy-efficient, versatile, and sustainable lighting.

[Read More](#) ➤





Ambifit

Easily upgrade your lighting with the stylish and sustainably made Ambifit GU10 recessed spotlight.

[Read More](#) ➤

Accent Semi-Recessed D65



Accent Semi-Recessed D65


The Accent Semi-Recessed D65 is the perfect lighting solution for anyone looking for energy-efficient, versatile, and sustainable lighting. Designed with the latest LED technology, this innovative projector delivers unmatched brightness and clarity, making it the perfect choice for a wide range of applications, including fashion retail, hospitality, and residential spaces.



Scan the QR code or [click](#)
this link and start specifying today!

Retail Changing Room & Restaurant Space

©signify
myCreation



Accent Semi-Recessed D65

Key Specifications

- Semi Recessed ceiling mounting – Available in 6 ceiling cutout sizes
- Rich pallet of housing & front ring colors
- 5 texture options for the projector
- Various light recipes to choose from – 3000K, 4000K, Premium White, Premium Color
- Wide range of beam angles to choose from
- Options for Optics – Collimator / Reflector
- Efficacy upto 138 lm/w
- Option for CRI80 or CRI90
- Lumens : 1200 – 2700 Lumens
- Different Driver options – Non Dimming / DIA (Dali interact Dimming / WIA (Wireless interact dimming)
- Lifetime: 100,000hrs* to L80 @ 25°C Ta
- Printed locally and on demand
- Printed with ISCC Plus Certified Bio-Circular materials

Optical

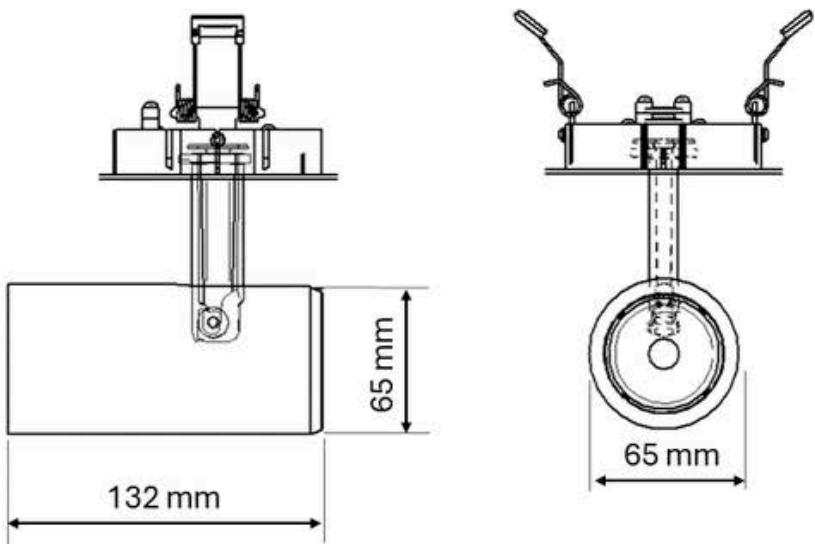
Description: LED Module

CCT: CRI80+, 3000K, 4000K; CRI90+, 3000K (PW930/PC930), 4000K (PW940)

Binning: CRI 80 SDCM<3; CRI 90 SDCM<3

Lifetime: 100,000hrs* to L80 @ 25°C T

Dimensions of the Fixture



Operational & Certifications

Protection Class: IP20 / IK02

Electrical Class II

Ambient Range: +10°C to +35°C

Certifications: CE, RoHS

Glow Wire Test: 650°C

Warranty: 5 Years

Electrical

Input Voltage: 220-240vac

Frequency: 50-60Hz

Power Factor: 0.9

Configuration Page



[Click here for more dimensions and extra specifications.](#)

Visit www.signify.com/warranties for complete warranty information.

I. Recessed

Table of Content 

[Recessed](#)
[Surface Mounted](#)
[Track](#)
[Suspended Performance](#)
[Suspended Decorative](#)
[Signature Home Lights](#)
[More](#)



GreenSpace

The ideal solution for your renovation project. Save the hassle! Avoid time consuming & costly adaptor rings and get the downlight that always fits!

[Read More](#) ➤



Essentaial

The Essential offers a stylish and versatile lighting solution, available in a variety of colors and textures that complement any decor.

[Read More](#) ➤



Accent Recessed D65

The Accent Recessed D65 is an energy-efficient downlight available in fixed and adjustable styles, offering various beam angles, color temperatures, and cutout sizes, making it versatile for renovation projects.

[Read More](#) ➤



Accent Semi-Recessed D65

The Accent Semi-Recessed D65 is the perfect lighting solution for anyone looking for energy-efficient, versatile, and sustainable lighting.

[Read More](#) ➤




Ambifit

Easily upgrade your lighting with the stylish and sustainably made Ambifit GU10 recessed spotlight.

[Read More](#) ➤

Ambifit



Ambifit

Easily upgrade your lighting with the stylish and sustainably made Ambifit GU10 recessed spotlight. The Ambifit spotlight features a variety of color and texture combinations for the front ring and housing, making it perfect for both hospitality and residential settings.



Scan the QR code or [click](#)
this link and start specifying today!

Kitchen Area & Hotel Room Space

©signify
myCreation

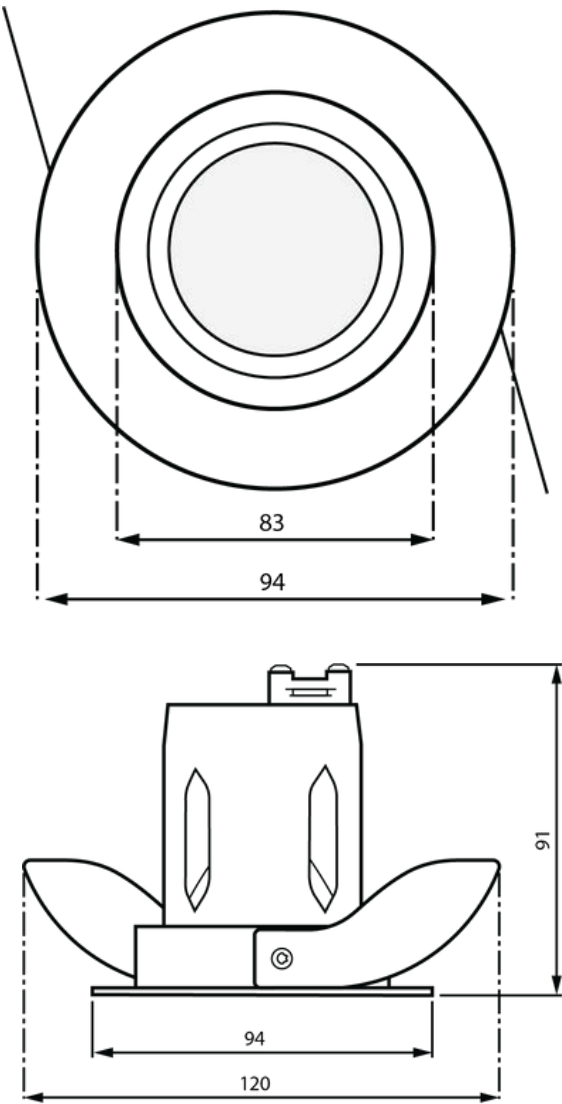


Ambifit

Key Specifications

- Application: Hospitality and Residential
- Color and Texture Options: Various combinations available for front ring and housing
- Light Source: GU10 LED bulb (not included)
- Power: 220-240V AC
- Wattage: Compatible with GU10 bulbs up to 6W
- Installation: Recessed mount
- Dimensions: Cut-out diameter: 83mm, Depth: 91mm
- Packaging: Packed per 8 pieces
- Material: Printed with at least 65% recycled materials
- Easy to maintain, with the GU10 bulb easily replaced without having to remove the luminaire from the ceiling.
- Printed locally and on demand


Dimensions of the Fixture



Operational & Certifications

Protection Class: IP20 / IK02
Electrical Class II
Ambient Range: +10°C to +35°C
Certifications: CE, EPD
Glow Wire Test: 650°C
Warranty: 5 Years

Configuration Page



[Click here for more dimensions and extra specifications.](#)

Visit www.signify.com/warranties for complete warranty information.

2.Surface Mounted



Essential

The Essential offers a stylish and versatile lighting solution, available in a variety of colors and textures that complement any decor.

[Read More](#) ➤



Drum

Illuminate your open ceiling with a versatile and efficient downlight. Bring a new level of sophistication and elegance to your open ceiling.

[Read More](#) ➤



Accent Cylinder

With its well-known and versatile archetype, the Accent Cylinder has a high efficacy achieving up to 143 lm/W, and delivers a lumen range of 1200 to 4200 lm.

[Read More](#) ➤

Essential

Surface Mounted



Essential

Surface Mounted

The Essential offers a stylish and versatile lighting solution, available in a variety of colors and textures that complement any decor.

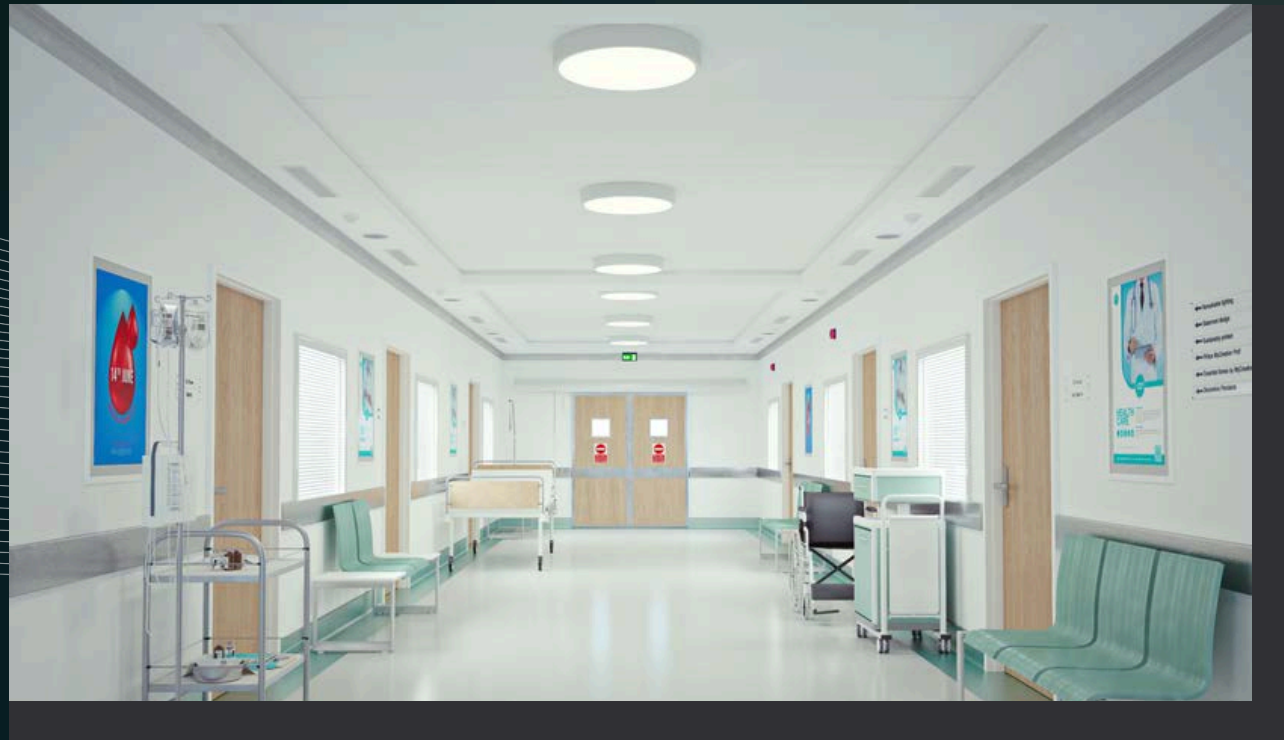
This eco-friendly system, crafted from 3D-printed recycled materials, seamlessly integrates into ceilings and connects with smart office systems to enhance functionality without compromising design.



Scan the QR code or [click](#)
this link and start specifying today!

Hospital Environment & Meeting Room

©signify
myCreation



Essential

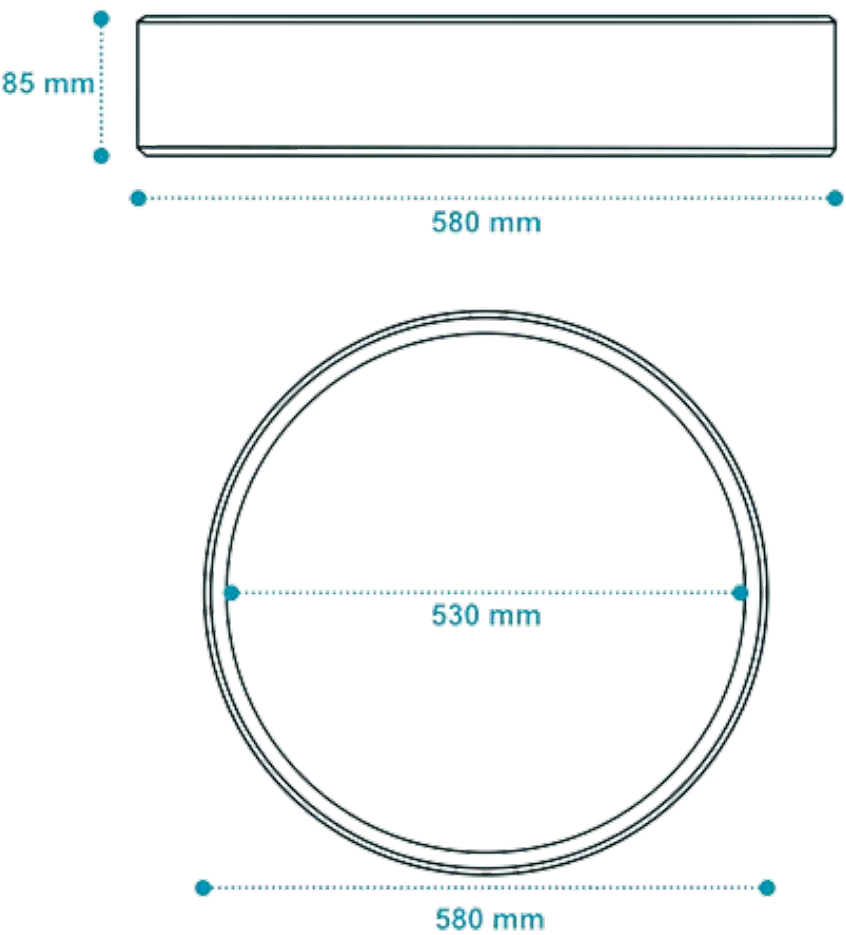
Key Specifications

- A wide range of colors and textures
- 3 sizes and 3 mounting types (pendant, surface and recessed)
- Includes VPC option for easy installation and perfect rimless ceiling integration
- Office compliance, eye Comfort criteria met due to MXO optics
- DALI or wireless drivers with Interact ready
- Sensor option with presence detection and day light dimming
- Emergency lighting ready
- Printed parts from bio-circular material
- Lumen 1800 – 8000 lm
- Efficacy 120 – 152 lm/W (depending on glare options)
- CRI 90, 3000K and 4000K options
- Lifetime 100,000hrs to L80 @ 25°C Ta; 50,000hrs to L90 @ 25°C Ta
- Printed locally and on demand
- Printed with ISCC Plus Certified Bio-Circular materials

Optical

Description: LED Module
CCT: CRI90+, 3000K; CRI90+, 4000K
Binning: 930: SDCM<3; 940: SDCM<3
Lifetime: 100,000hrs to L80 @ 25°C Ta; 50,000hrs to L90 @ 25°C Ta

Dimensions of the Large Fixture



Operational & Certifications

Protection Class: IP20 / IK04
Electrical Class II
Ambient Range: +10°C to +35°C
Certifications: CE, RoHS
Glow Wire Test: 650°C
Warranty: 5 Years

Electrical

Input Voltage: 220–240vac
Frequency: 50–60Hz
Power Factor: 0.9

Configuration Page



[Click here for more dimensions and extra specifications.](#)

Visit www.signify.com/warranties for complete warranty information.




2.Surface Mounted



Essential

The Essential offers a stylish and versatile lighting solution, available in a variety of colors and textures that complement any decor.

[Read More](#) ➤



Drum

Illuminate your open ceiling with a versatile and efficient downlight. Bring a new level of sophistication and elegance to your open ceiling.

[Read More](#) ➤



Accent Cylinder

With its well-known and versatile archetype, the Accent Cylinder has a high efficacy achieving up to 143 lm/W, and delivers a lumen range of 1200 to 4200 lm.

[Read More](#) ➤

Drum

Surface Mounted



Drum

Surface Mounted


Illuminate your open ceiling with a versatile and efficient downlight. Bring a new level of sophistication and elegance to your open ceiling. The Drum downlights are designed to offer glare control and are available in multiple mounting options (surface, track, and pendant), a variety of finishes, and unique optical configurations.



Scan the QR code or [click](#)
this link and start specifying today!

Flex Office Space Environment & Office Kitchen Space

Signify
myCreation



Drum

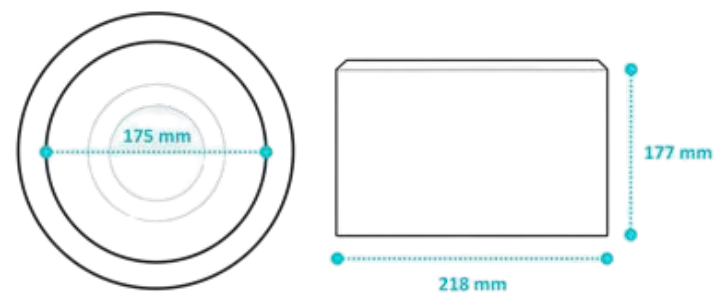
Key Specifications

- High flexibility with Surface, Track mounted and Pendant options
- Numerous variations of colors
- Variety of optical configurations including office compliance versions
- High efficacy and ability to connect to the system
- Lumen 1100 – 3000 lm
- Efficacy up to 144 lm/W
- CRI 90+ and CRI80+ options and 3000K, 4000K options
- Non dimmable (PSU/PSE), DALI, wired (DIA) and wireless (WIA) Interact control
- Lifetime 100,000hrs to L90 @ 25°C Ta
- Printed locally and on demand
- Printed with ISCC Plus Certified Bio-Circular materials

Optical

Description: LED module
CCT: CRI80+ 3000K; CRI80+ 4000K; CRI90+ 3000K; CRI90+ 4000K
Binning: CRI80+, 3000K (0.44, 0.40) SDCM<5; CRI90+, 4000K (0.38, 0.38) SDCM<5
Lifetime: 100,000hrs to L90 @ 25°C Ta

Dimensions of the Fixture



Operational & Certifications

Protection Class: IP20 / IK02 for OCPCC with sensor and without front glass; IP54 / IK06 for PCO without sensor
Electrical Class II
Ambient Range: +10°C to +35°C
Certifications: CE, RoHS
Glow Wire Test: 650°C
Warranty: 5 Years

Electrical

Input Voltage: 220–240vac
Frequency: 50–60Hz
Driver Failure Rate: <1% @ 5,000 hrs

Configuration Page



[Click here for more dimensions and extra specifications.](#)

2.Surface Mounted



Essential

The Essential offers a stylish and versatile lighting solution, available in a variety of colors and textures that complement any decor.

[Read More](#) ➤



Drum

Illuminate your open ceiling with a versatile and efficient downlight. Bring a new level of sophistication and elegance to your open ceiling.

[Read More](#) ➤



Accent Cylinder

With its well-known and versatile archetype, the Accent Cylinder has a high efficacy achieving up to 143 lm/W, and delivers a lumen range of 1200 to 4200 lm.

[Read More](#) ➤



Accent Cylinder




Accent Cylinder

Surface Mounted

With its well-known and versatile archetype, the Accent Cylinder has a high efficacy achieving up to 143 lm/W, and delivers a lumen range of 1200 to 4200 lm.

Available in trendy colors, 3 ways of mounting, and multiple control options, this sustainable luminaire is perfect for offices, retail spaces, and hospitality venues. Crafted from recycled materials.



Scan the QR code or [click](#)
this link and start specifying today!

Meeting Room



Accent Cylinder

Key Specifications

- Well known archetype with a rich palette of colors
- 3 mounting options
- High efficacy and ability to connect to the system
- Lumen 1200 - 4200 lm
- Efficacy up to 143 lm/W
- CRI 90+ and CRI80+ options and 2700K, 3000K, 4000K, FMT options
- Non dimmable, DALI, wired and wireless interact control
- Lifetime 100,000hrs to L90B50 @ 25°C Ta
- Printed locally and on demand
- Printed with ISCC Plus Certified Bio-Circular materials

Optical

Description: LED Module

CCT: CRI80+, Fresh Food Champagne 2700; CRI80+, 3000K; CRI80+, 4000K; CRI90+, 3000K; CRI90+, 4000K; CRI90+, Fresh Food Meat

Binning: 930: SDCM<3; 940: SDCM<3

Lifetime: 50,000hrs* to L80B50 @ 25°C Ta

Dimensions of the Fixture



Operational & Certifications

Protection Class: IP20 / IK04

Electrical Class II

Ambient Range: +10°C to +35°C

Certifications: CE, RoHS

Glow Wire Test: 650°C

Warranty: 5 Years

Electrical

Input Voltage: 220-240 vac

Frequency: 50-60 Hz

Power Factor: 0.9

Driver Failure Rate: <1% @ 5,000 hrs

Configuration Page



[Click here for more dimensions and extra specifications.](#)

Visit www.signify.com/warranties for complete warranty information.

3.Track

Table of Content 

Recessed
Surface Mounted
Track
Suspended Performance
Suspended Decorative
Signature Home Lights
More



Smooth Track

Are you looking for a sustainable, stylish, and functional lighting solution that complements any hospitality & Residential environment? Meet Smooth, the ultimate spotlight that allows you to perfectly match any ambiance.

[Read More](#) ➤



Accent Track D65

Accent Track D65 is a sustainable lighting projector that comes with a sleek and subtle design, featuring a diameter size of 65mm. This versatile lighting solution is highly energy efficient and offers various color and texture options

[Read More](#) ➤



Accent Track D90

A classic and eco-friendly accent light with a customizable twist, the Accent Track D90 is designed to enhance your retail spaces with a diameter of 90mm. Featuring an integrated hinge and versatile features.

[Read More](#) ➤




Drum

Illuminate your open ceiling with a versatile and efficient downlight. Bring a new level of sophistication and elegance to your open ceiling.

[Read More](#) ➤

Smooth Track



Smooth Track

Are you looking for a sustainable, stylish, and functional lighting solution that complements any hospitality & Residential environment?

Meet Smooth, the ultimate spotlight that allows you to perfectly match any ambiance. Mix and match color and texture options for the front ring and housing for a unique and luxurious effect. This lighting solution comes in different light recipes to suit your needs and offers a honeycomb accessory for reduced glare and better light distribution.



Scan the QR code or [click](#)
this link and start specifying today!

Close-Up & Lobby Space

©signify
myCreation



Smooth Track



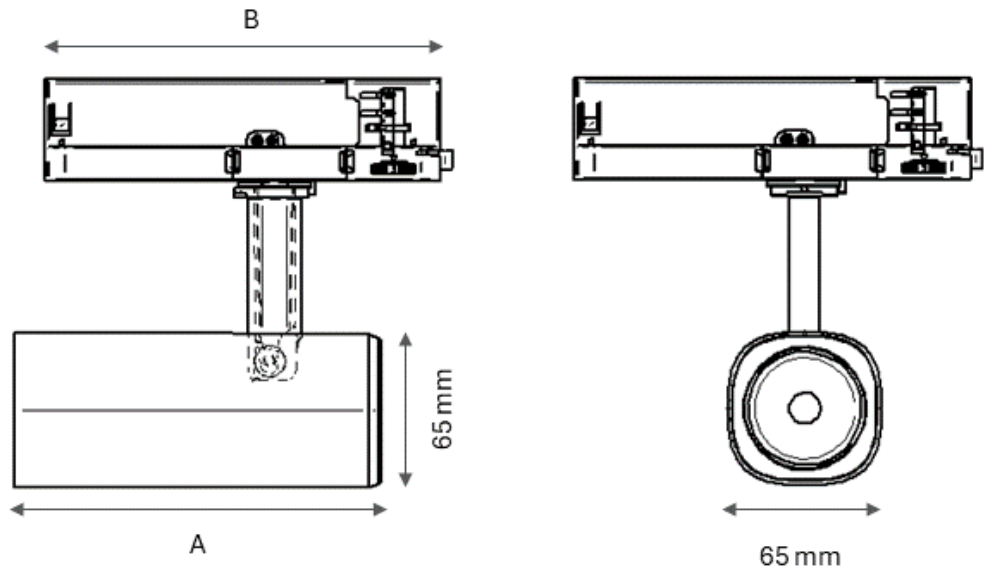
Key Specifications

- Rich pallet of housing & front ring colors
- Textured front ring for the luxurious effect
- Various light recipes to choose from – 3000K, 4000K, Premium White, Premium Color
- Wide range of beam angles to choose from
- Options for Optics – Collimator / Reflector
- Efficacy upto 132 lm/w
- Option for CRI80 or CRI90
- Lumens : 1000 – 2200 Lumens
- Different Driver options – Non Dimming / DIA (Dali interact Dimming / WIA (Wireless interact dimming)
- Lifetime: 100,000hrs to L80 @ 25°C Ta
- Printed locally and on demand
- Printed with ISCC Plus Certified Bio-Circular materials
- Heat Sink made of 85% post consumer recycled aluminium

Optical

Description: LED Module
CCT: CRI80+, 3000K, 4000K; CRI90+, 3000K (PW930/PC930), 4000K (PW940)
Binning: CRI 80 SDCM<3; CRI 90 SDCM<3
Lifetime: 100,000hrs* to L80 @ 25°C T

Dimensions of the Fixture



Operational & Certifications

Protection Class: IP20 / IK02
Electrical Class II
Ambient Range: +10°C to +35°C
Certifications: CE, RoHS
Glow Wire Test: 650°C
Warranty: 5 Years

Electrical

Input Voltage: 220-240vac
Frequency: 50-60Hz
Power Factor: 0.9
Driver Failure rate: <1% @ 5,000 hrs

Configuration Page



[Click here for more dimensions and extra specifications.](#)

Visit www.signify.com/warranties for complete warranty information.

3.Track

Table of Content 

Recessed
Surface Mounted
Track
Suspended Performance
Suspended Decorative
Signature Home Lights
More



Smooth Track

Are you looking for a sustainable, stylish, and functional lighting solution that complements any hospitality & Residential environment? Meet Smooth, the ultimate spotlight that allows you to perfectly match any ambiance.

[Read More](#) ➤



Accent Track D65

Accent Track D65 is a sustainable lighting projector that comes with a sleek and subtle design, featuring a diameter size of 65mm. This versatile lighting solution is highly energy efficient and offers various color and texture options

[Read More](#) ➤



Accent Track D90

A classic and eco-friendly accent light with a customizable twist, the Accent Track D90 is designed to enhance your retail spaces with a diameter of 90mm. Featuring an integrated hinge and versatile features.

[Read More](#) ➤



Drum

Illuminate your open ceiling with a versatile and efficient downlight. Bring a new level of sophistication and elegance to your open ceiling.

[Read More](#) ➤

Accent Track D65




Accent Track D65

Accent Track D65 is a sustainable lighting projector that comes with a sleek and subtle design, featuring a diameter size of 65mm. This versatile lighting solution is highly energy efficient and offers various color and texture options, making it an ideal choice for fashion retail, hospitality and residential applications.

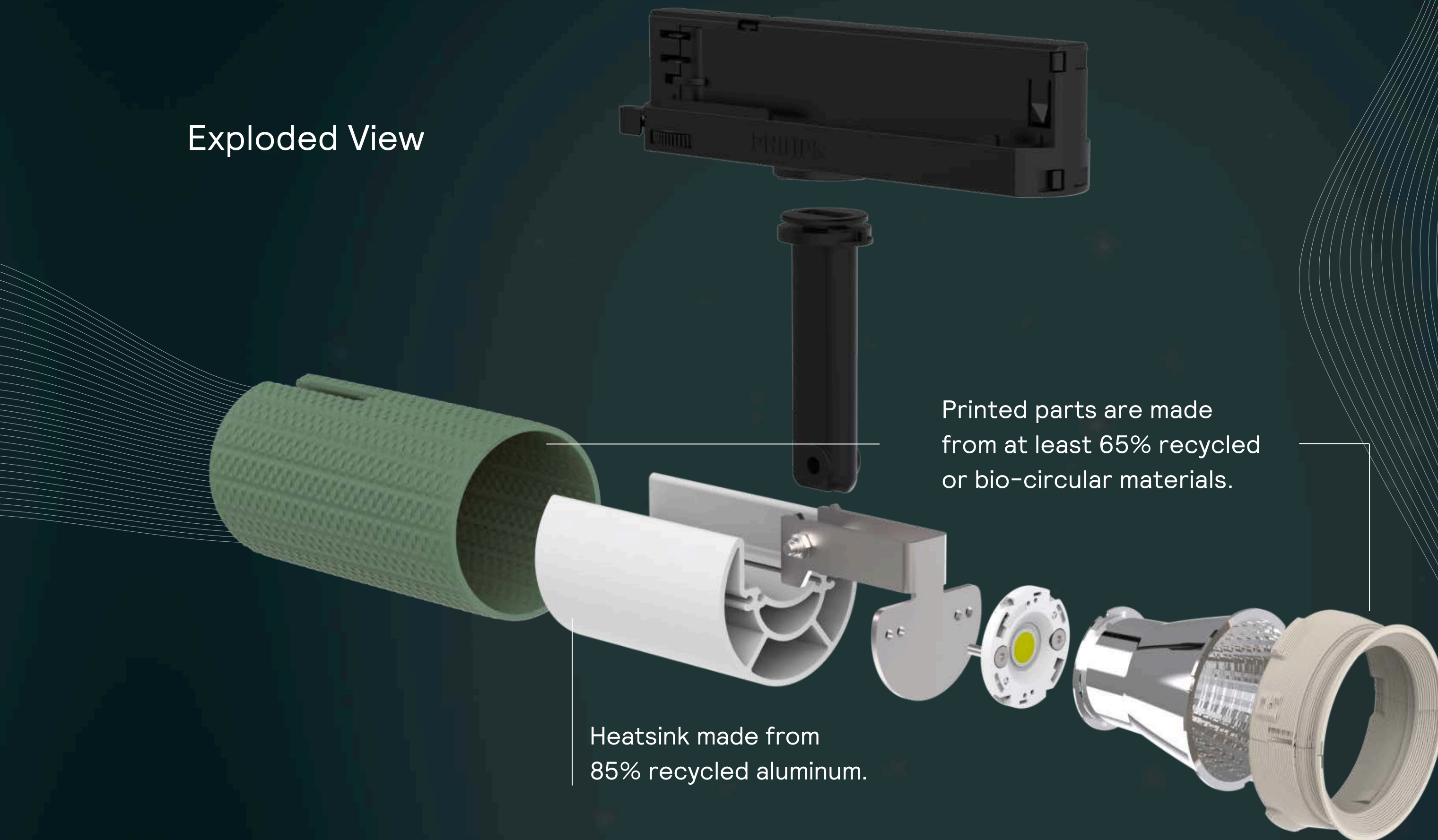


Scan the QR code or [click](#)
this link and start specifying today!





Exploded View



Accent Track D65

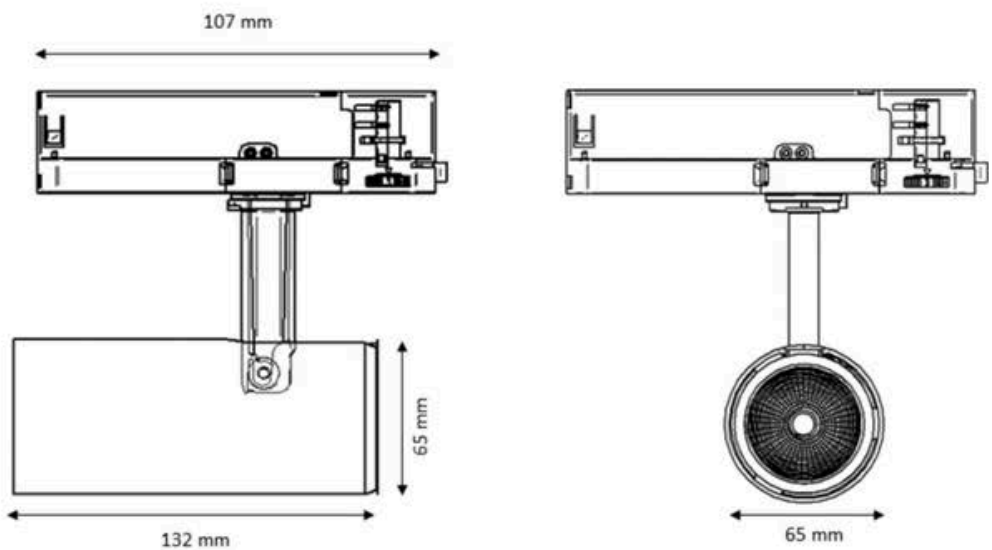
Key Specifications

- Rich pallet of housing colors and Textures – Standard & On demand
- Various light recipes to choose from – 3000K, 4000K, Premium White
- Wide range of beam angles to choose from
- Option for Collimator Optics for precise beam control
- Efficacy upto 143 lm/w
- Option for CRI80 or CRI90
- Lumens : 1200 – 2700 Lumens
- Different Driver options: Non Dimming (PSU); DIA (Dali interact Dimming); WIA (Wireless interact dimming)
- Lifetime: 100,000hrs* to L80 @ 25°C Ta
- Printed locally and on demand
- Printed with ISCC Plus Certified Bio-Circular materials
- Heat Sink made of 85% post consumer recycled aluminium

Optical

Description: LED Module
CCT: CRI80+, 3000K, 4000K; CRI90+, 3000K (PW930/PC930), 4000K (PW940)
Binning: CRI 80 SDCM<3; CRI 90 SDCM<3
Lifetime: 100,000hrs* to L80 @ 25°C T

Dimensions of the Fixture



Operational & Certifications

Protection Class: IP20 / IK02
Electrical Class II
Ambient Range: +10°C to +35°C
Certifications: CE, RoHS
Glow Wire Test: 650°C
Warranty: 5 Years

Electrical

Input Voltage: 220-240vac
Frequency: 50-60Hz
Power Factor: 0.9
Driver Failure rate: <1% @ 5,000 hrs

Configuration Page



[Click here for more dimensions and extra specifications.](#)

Visit www.signify.com/warranties for complete warranty information.

3.Track

Table of Content 

Recessed
Surface Mounted
Track
Suspended Performance
Suspended Decorative
Signature Home Lights
More



Smooth Track

Are you looking for a sustainable, stylish, and functional lighting solution that complements any hospitality & Residential environment? Meet Smooth, the ultimate spotlight that allows you to perfectly match any ambiance.

[Read More](#) ➤



Accent Track D65

Accent Track D65 is a sustainable lighting projector that comes with a sleek and subtle design, featuring a diameter size of 65mm. This versatile lighting solution is highly energy efficient and offers various color and texture options

[Read More](#) ➤



Accent Track D90

A classic and eco-friendly accent light with a customizable twist, the Accent Track D90 is designed to enhance your retail spaces with a diameter of 90mm. Featuring an integrated hinge and versatile features.

[Read More](#) ➤




Drum

Illuminate your open ceiling with a versatile and efficient downlight. Bring a new level of sophistication and elegance to your open ceiling.

[Read More](#) ➤

Accent Track D90



Accent Track D90


A classic and eco-friendly accent light with a customizable twist, the Accent Track D90 is designed to enhance your retail spaces with a diameter of 90mm. Featuring an integrated hinge and versatile features, this energy-efficient light offers outstanding performance. With glare accessories like Honeycomb, Barndoor and Snoot, you can achieve perfect visual comfort.



Scan the QR code or [click](#)
this link and start specifying today!

Retail Space: Grocery & Car Showroom

©signify
myCreation



Accent Track D90

Key Specifications

- Rich pallet of housing & front ring colors
- 2 Different Lengths
- Various Retail light recipes to choose from – 2700K-4000K, Premium White, Premium Color, Food and Meat Recipe
- Wide range of beam angles to choose from
- Option for CRI80,CRI90
- Lumens : 2000 – 4900 Lumens
- Different Driver options: Non Dimming; DIA (Dali interact Dimming; DIA-VLC (DALI with Interact indoor navigation); WIA (Wireless interact dimming)
- Glare accessories – Honeycomb, Barndoor, Snoot
- Lifetime: 100,000hrs to L80 @ 25°C Ta
- Printed locally and on demand
- Printed with ISCC Plus Certified Bio-Circular materials
- Heat Sink made of 85% post consumer recycled aluminium

Optical

Description: LED Module

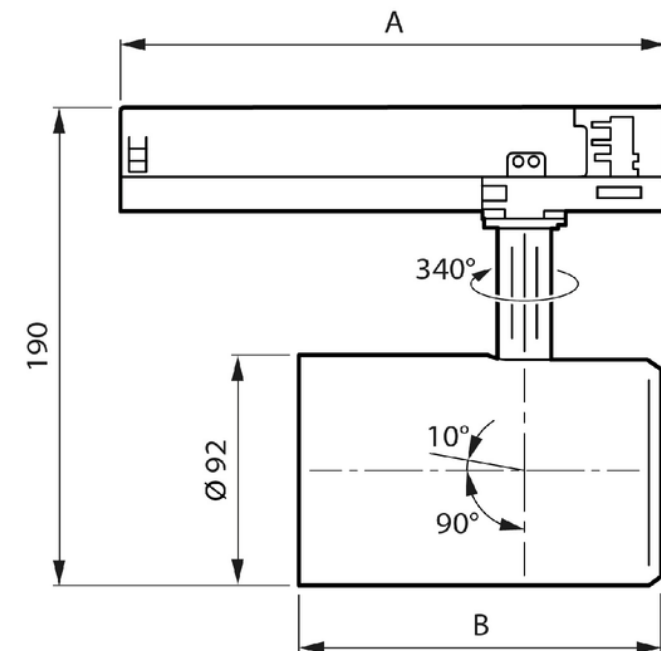
CCT: CRI80+, 2700K, 3000K, 4000K; CRI90+, 3000K (PW930/ PC930), 4000K (PW930)

Champagne; FreshMeat; Rose; Frost

Binning: CRI 80 SDCM<3; CRI 90 SDCM<3

Lifetime: 100,000hrs* to L80 @ 25°C T

Dimensions of the Fixture



Operational & Certifications

Protection Class: IP20 / IK02

Electrical Class II

Ambient Range: +10°C to +35°C

Certifications: CE, RoHS

Glow Wire Test: 650°C

Warranty: 5 Years

Electrical

Input Voltage: 220-240vac

Frequency: 50-60Hz

Power Factor: 0.9

Driver Failure rate: <1% @ 5,000 hrs

Configuration Page



[Click here for more dimensions and extra specifications.](#)

Visit www.signify.com/warranties for complete warranty information.

3.Track

Table of Content 

Recessed
Surface Mounted
Track
Suspended Performance
Suspended Decorative
Signature Home Lights
More



Smooth Track

Are you looking for a sustainable, stylish, and functional lighting solution that complements any hospitality & Residential environment? Meet Smooth, the ultimate spotlight that allows you to perfectly match any ambiance.

[Read More](#) ➤



Accent Track D65

Accent Track D65 is a sustainable lighting projector that comes with a sleek and subtle design, featuring a diameter size of 65mm. This versatile lighting solution is highly energy efficient and offers various color and texture options

[Read More](#) ➤



Accent Track D90

A classic and eco-friendly accent light with a customizable twist, the Accent Track D90 is designed to enhance your retail spaces with a diameter of 90mm. Featuring an integrated hinge and versatile features.

[Read More](#) ➤



Drum

Illuminate your open ceiling with a versatile and efficient downlight. Bring a new level of sophistication and elegance to your open ceiling.

[Read More](#) ➤

Drum Track



Drum Track


Illuminate your open ceiling with a versatile and efficient downlight. Bring a new level of sophistication and elegance to your open ceiling. The Drum downlights are designed to offer glare control and are available in multiple mounting options (surface, track, and pendant), a variety of finishes, and unique optical configurations.



Scan the QR code or [click](#)
this link and start specifying today!

Flex Office Space Environment & Office Kitchen Space

©signify
myCreation



Drum

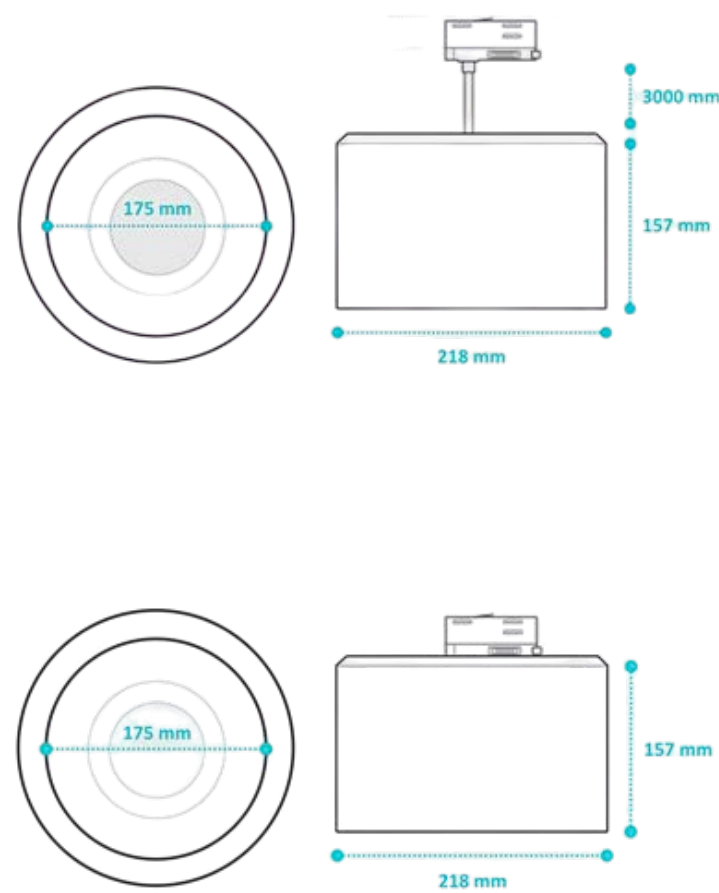
Key Specifications

- High flexibility with Surface, Track mounted and Pendant options
- Numerous variations of colors
- Variety of optical configurations including office compliance versions
- High efficacy and ability to connect to the system
- Lumen 1100 - 3000 lm
- Efficacy up to 144 lm/W
- CRI 90+ and CRI80+ options and 3000K, 4000K options
- Non dimmable (PSU/PSE), DALI, wired (DIA) and wireless (WIA) Interact control
- Lifetime 100,000hrs to L90 @ 25°C Ta
- Printed locally and on demand
- Printed with ISCC Plus Certified Bio-Circular materials

Optical

Description: LED module
CCT: CRI80+ 3000K; CRI80+ 4000K; CRI90+ 3000K; CRI90+ 4000K
Binning: CRI80+, 3000K (0.44, 0.40) SDCM<5; CRI90+, 4000K (0.38, 0.38) SDCM<5
Lifetime: 100,000hrs to L90 @ 25°C Ta

Dimensions of the Fixture



Operational & Certifications

Protection Class: IP20 / IK02 for OCPCC with sensor and without front glass; IP54 / IK06 for PCO without sensor
Electrical Class II
Ambient Range: +10°C to +35°C
Certifications: CE, RoHS
Glow Wire Test: 650°C
Warranty: 5 Years

Electrical

Input Voltage: 220-240vac
Frequency: 50-60Hz
Driver Failure Rate: <1% @ 5,000 hrs

Configuration Page



[Click here for more dimensions and extra specifications.](#)




4.Suspended Performance



Essential

The Essential offers a stylish and versatile lighting solution, available in a variety of colors and textures that complement any decor.

[Read More](#) ➤



Grand

The Essential offers a stylish and versatile lighting solution, available in a variety of colors and textures that complement any decor.


[Read More](#) ➤



Highlight

The Accent Recessed D65 is an energy-efficient downlight available in fixed and adjustable styles, offering various beam angles, color temperatures, and cutout sizes, making it versatile for renovation projects.

[Read More](#) ➤



Dome

The Accent Semi-Recessed D65 is the perfect lighting solution for anyone looking for energy-efficient, versatile, and sustainable lighting.

[Read More](#) ➤



Height

Large, high-output pendants tailored to your project needs.

[Read More](#) ➤



Drum

Illuminate your open ceiling with a versatile and efficient downlight. Bring a new level of sophistication and elegance to your open ceiling.

[Read More](#) ➤

Essential

Suspended



Essential

Surface Mounted

The Essential offers a stylish and versatile lighting solution, available in a variety of colors and textures that complement any decor. This eco-friendly system, crafted from 3D-printed recycled materials, seamlessly integrates into ceilings and connects with smart office systems to enhance functionality without compromising design.



Scan the QR code or [click](#)
this link and start specifying today!

Hospital Environment & Meeting Room

©signify
myCreation



Essential

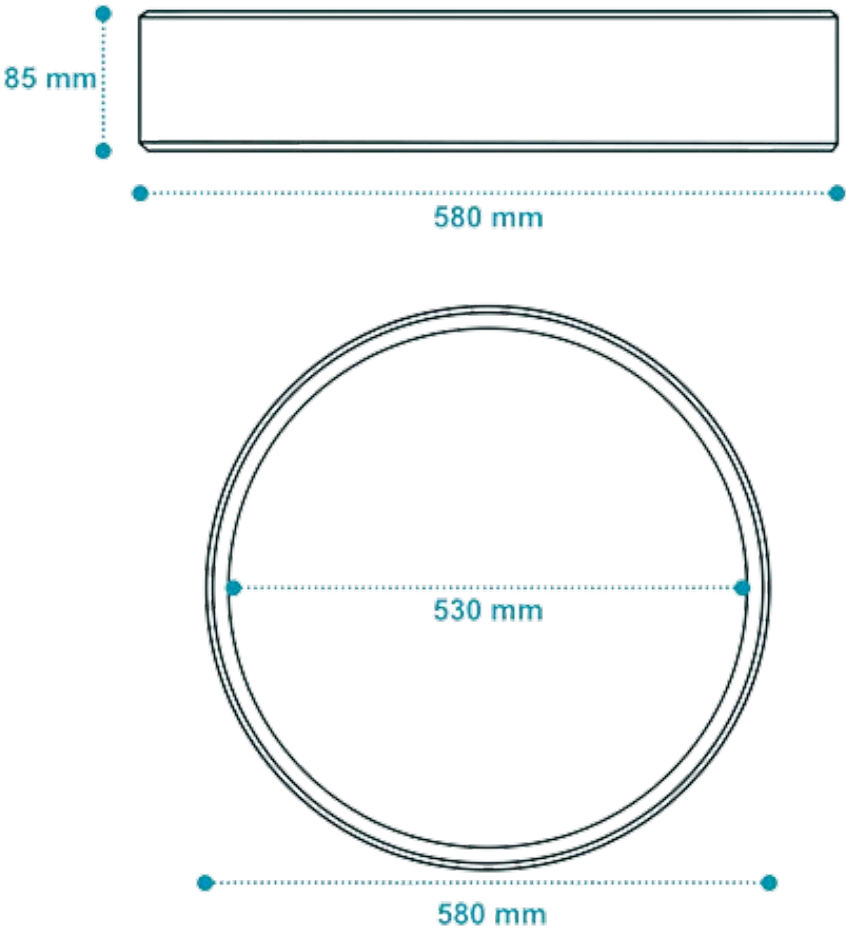
Key Specifications

- A wide range of colors and textures
- 3 sizes and 3 mounting types (pendant, surface and recessed)
- Includes VPC option for easy installation and perfect rimless ceiling integration
- Office compliance, eye Comfort criteria met due to MXO optics
- DALI or wireless drivers with Interact ready
- Sensor option with presence detection and day light dimming
- Emergency lighting ready
- Printed parts from bio-circular material
- Lumen 1800 – 8000 lm
- Efficacy 120 – 152 lm/W (depending on glare options)
- CRI 90, 3000K and 4000K options
- Lifetime 100,000hrs to L80 @ 25°C Ta; 50,000hrs to L90 @ 25°C Ta
- Printed locally and on demand
- > ISCC Plus Certified

Optical

Description: LED Module
CCT: CRI90+, 3000K; CRI90+, 4000K
Binning: 930: SDCM<3; 940: SDCM<3
Lifetime: 100,000hrs to L80 @ 25°C Ta; 50,000hrs to L90 @ 25°C Ta
Warranty: 5 Years

Dimensions of the Large Fixture



Operational & Certifications

Protection Class: IP20 / IK04
Electrical Class II
Ambient Range: +10°C to +35°C
Certifications: CE, RoHS
Glow Wire Test: 650°C
Warranty: 5 Years

Electrical

Input Voltage: 220–240vac
Frequency: 50–60Hz
Power Factor: 0.9

Configuration Page



[Click here for more dimensions and extra specifications.](#)

Visit www.signify.com/warranties for complete warranty information.




4.Suspended Performance



Essential

The Essential offers a stylish and versatile lighting solution, available in a variety of colors and textures that complement any decor.

[Read More](#) ➤



Grand

The Essential offers a stylish and versatile lighting solution, available in a variety of colors and textures that complement any decor.


[Read More](#) ➤



Highlight

The Accent Recessed D65 is an energy-efficient downlight available in fixed and adjustable styles, offering various beam angles, color temperatures, and cutout sizes, making it versatile for renovation projects.

[Read More](#) ➤



Dome

The Accent Semi-Recessed D65 is the perfect lighting solution for anyone looking for energy-efficient, versatile, and sustainable lighting.

[Read More](#) ➤



Height

Large, high-output pendants tailored to your project needs.

[Read More](#) ➤




Drum

Illuminate your open ceiling with a versatile and efficient downlight. Bring a new level of sophistication and elegance to your open ceiling.

[Read More](#) ➤

Grand



Grand

Revamp your space with a touch of sustainable, stylish, and functional lighting design.


Add a touch of sustainability and style to your interior design with the Grand pendant. Choose from a variety of on-trend colors, textures, and shapes that perfectly match your style and space.



Scan the QR code or [click](#) this link and start specifying today!



Grocery & Meeting Space



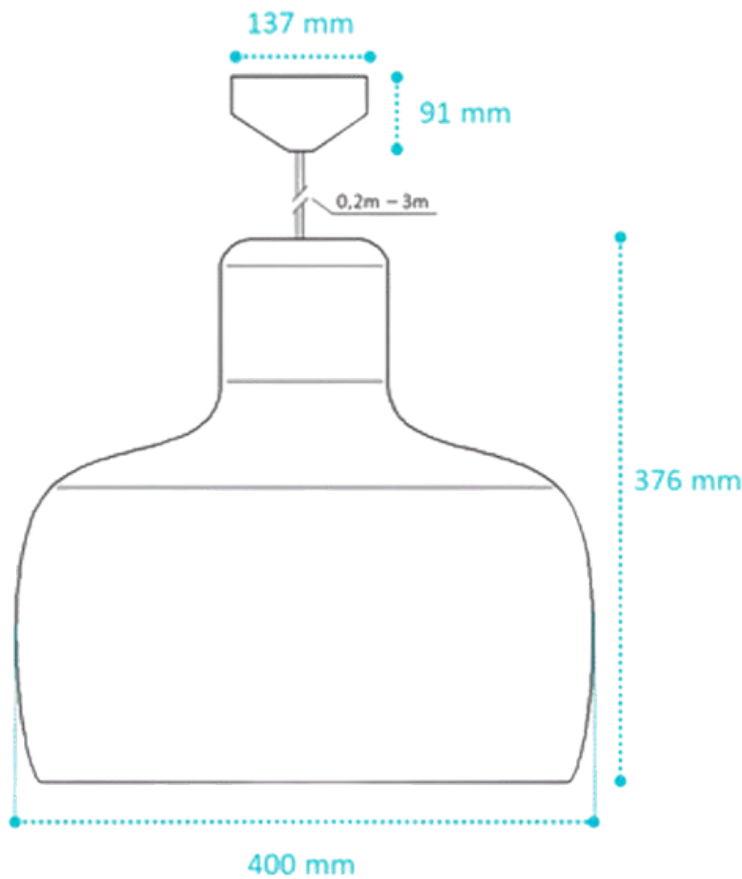
Key Specifications

- Toolbox of 3 shapes, 2 sizes, numerous variations of modern textures and colors.
- High efficacy and ability to connect to the system
- Lumen 1200 - 4200 lm
- Efficacy up to 143 lm/W
- CRI 90+ and CRI80+ options and 2700K, 3000K, 4000K, FMT options
- Non dimmable, DALI, wired and wireless interact control
- Lifetime 100,000hrs to L90B50 @ 25°C Ta
- Printed locally and on demand

Optical

Description: PHILIPS COB with aluminum coated reflector with a plastic base
CCT: CRI80+, Fresh Food Champagne 2700, 3000K, 4000K; CRI90+, 3000K, 4000K
CRI80+, Fresh Food Meat
Binning: 930: SDCM<3; 940: SDCM<3
Lifetime: 100,000hrs to L90B50 @ 25°C Ta

Dimensions of the Elegant Large Fixture



Operational & Certifications

Protection Class: IP20 / IK02
Electrical Class II
Ambient Range: +10°C to +35°C
Certifications: CE, RoHS
Glow Wire Test: 650°C
Warranty: 5 Years

Electrical

Input Voltage: 220-240vac
Frequency: 50-60Hz
Power Factor: 0.9

Configuration Page



[Click here for more dimensions and extra specifications.](#)

Visit www.signify.com/warranties for complete warranty information.




4.Suspended Performance



Essential

The Essential offers a stylish and versatile lighting solution, available in a variety of colors and textures that complement any decor.

[Read More](#) ➤



Grand

The Essential offers a stylish and versatile lighting solution, available in a variety of colors and textures that complement any decor.


[Read More](#) ➤



Highlight

The Accent Recessed D65 is an energy-efficient downlight available in fixed and adjustable styles, offering various beam angles, color temperatures, and cutout sizes, making it versatile for renovation projects.

[Read More](#) ➤



Dome

The Accent Semi-Recessed D65 is the perfect lighting solution for anyone looking for energy-efficient, versatile, and sustainable lighting.

[Read More](#) ➤



Height

Large, high-output pendants tailored to your project needs.

[Read More](#) ➤



Drum

Illuminate your open ceiling with a versatile and efficient downlight. Bring a new level of sophistication and elegance to your open ceiling.

[Read More](#) ➤

Highlight



Highlight

Highlight brings you a serious performance with a touch of style and is easy to install. Designed for high ceiling applications like big-box retail stores, DIY stores, garden centers, car showrooms, gyms, airports, and foyers.


Why settle for ordinary when you can Highlight your space with lighting that works hard and looks good doing it?



Scan the QR code or [click](#)
this link and start specifying today!







Highlight

Key Specifications

- Customizable: choose from a wide variety of colors, textures, and styles to help personalize customer options
- Sustainable: 3D Printed products produce less carbon emissions when compared to traditional, conventional luminaires
- Local production: Printed in Belgium
- Quick delivery: Created on demand and shipped in weeks
- Selectable lumen: Gives the ability to switch between three different lumen packages
- High efficacy: Up to 196 lm/W
- Long lifetime: 100.000hrs to L80 @ 25°C T
- IP Rating: IP65
- Printed locally and on demand

Optical

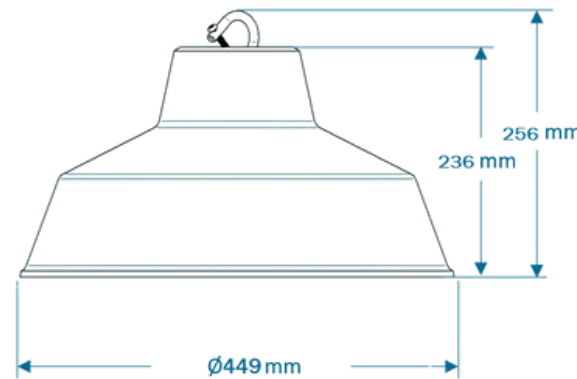
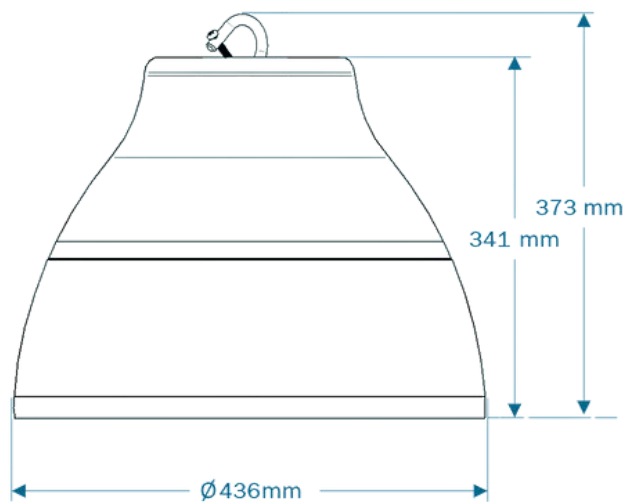
Description: LED Module

CCT: CRI80+, 3000K, 4000K

Binning: CRI80+, 3000K SDCM<5, 4000K SDCM<5

Lifetime: 100,000hrs to L80 @ 25°C T

Dimensions of the Fixtures



Operational & Certifications

Protection Class: IP65 / IK02

Electrical Class I

Ambient Range: +0°C to +40°C

Certifications: CE, RoHS

Glow Wire Test: 850°C

Warranty: 5 Years

Electrical

Input Voltage: 220-240vac

Frequency: 50-60Hz

Power Factor: 0.9

Configuration Page



[Click here for more dimensions and extra specifications.](#)

Visit www.signify.com/warranties for complete warranty information.



- Recessed
- Surface Mounted
- Track
- Suspended Performance
- Suspended Decorative
- Signature Home Lights
- More

4.Suspended Performance



Essential

The Essential offers a stylish and versatile lighting solution, available in a variety of colors and textures that complement any decor.

[Read More](#)



Grand

The Essential offers a stylish and versatile lighting solution, available in a variety of colors and textures that complement any decor.


[Read More](#)



Highlight

The Accent Recessed D65 is an energy-efficient downlight available in fixed and adjustable styles, offering various beam angles, color temperatures, and cutout sizes, making it versatile for renovation projects.

[Read More](#)



Dome

The Accent Semi-Recessed D65 is the perfect lighting solution for anyone looking for energy-efficient, versatile, and sustainable lighting.

[Read More](#)



Height

Large, high-output pendants tailored to your project needs.

[Read More](#)



Drum

Illuminate your open ceiling with a versatile and efficient downlight. Bring a new level of sophistication and elegance to your open ceiling.

[Read More](#)

Dome



Dome

Unleash the power of light with the Dome mid-bay, featuring integrated LED fixtures that match downlighting power.

Suitable for any ceiling height, it offers high efficacy up to 143 lm/W and a variety of styles. The unique textures and optics allow for a signature look in office, retail, or hospitality spaces.




Scan the QR code or [click](#)
this link and start specifying today!



Focus Room & Meeting Space

©signify
myCreation



Dome

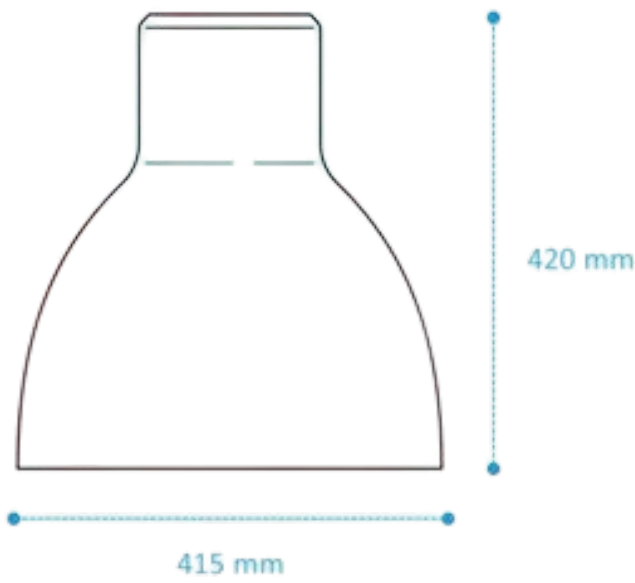
Key Specifications

- It comes in a classic bell shape style with two sizes and a variety of basic and on-trend colors
- High power COB LED light engines
- Variety of optical configurations
- Opaque or translucent materials with a variety of finish textures
- High efficacy and ability to connect to the system
- Lumen 1700 - 7000 lm
- Efficacy up to 143 lm/W
- CRI 90+ and CRI80+ options and 2700K, 3000K, 4000K, FMT options
- Office compliance, UGR19 versions available DALI or wireless drivers with Interact ready
- Lifetime 100,000hrs to L80 @ 25°C Ta
- Printed locally and on demand

Optical

Description: LED Module
CCT: CRI80+, 2700K, 3000K, 4000K; CRI90+, 3000K, 4000K
CRI80+, Fresh Food Meat
Binning: SDCM<3
Lifetime: 100,000hrs to L80 @ 25°C Ta

Dimensions of the Large Fixture



Operational & Certifications

Protection Class: IP20 / IK02
Electrical Class II
Ambient Range: +10°C to +35°C
Certifications: CE, RoHS
Glow Wire Test: 650°C
Warranty: 5 Years

Electrical

Input Voltage: 220-240vac
Frequency: 50-60Hz

Configuration Page



[Click here for more dimensions and extra specifications.](#)

Visit www.signify.com/warranties for complete warranty information.



- Recessed
- Surface Mounted
- Track
- Suspended Performance
- Suspended Decorative
- Signature Home Lights
- More


4.Suspended Performance



Essential

The Essential offers a stylish and versatile lighting solution, available in a variety of colors and textures that complement any decor.

[Read More](#)



Grand

The Essential offers a stylish and versatile lighting solution, available in a variety of colors and textures that complement any decor.


[Read More](#)



Highlight

The Accent Recessed D65 is an energy-efficient downlight available in fixed and adjustable styles, offering various beam angles, color temperatures, and cutout sizes, making it versatile for renovation projects.

[Read More](#)



Dome

The Accent Semi-Recessed D65 is the perfect lighting solution for anyone looking for energy-efficient, versatile, and sustainable lighting.

[Read More](#)



Height

Large, high-output pendants tailored to your project needs.

[Read More](#)





Drum

Illuminate your open ceiling with a versatile and efficient downlight. Bring a new level of sophistication and elegance to your open ceiling.

[Read More](#)

Height



Height

Large, high-output pendants tailored to your project needs.

The time of heavy and non-sustainable highbays is over.
This series is both very light and made out of sustainable
and recyclable 3D printed material.



Scan the QR code or [click](#)
this link and start specifying today!





Height

Key Specifications

- Big output & tiny input – 20,000 lumens output with energy-efficient LED engine
- Light-weight yet durable polycarbonate construction that eases handling during installation
- Numerous variations of colors
- Two lumen package options (12,000 lumens, 20,000 lumens)Efficacy up to 144 lm/WCRI80+ and 4000K option
- Non dimmable, DALI
- Lifetime 50,000hrs to L70 @ 25°C Ta
- Printed locally and on demand

Optical

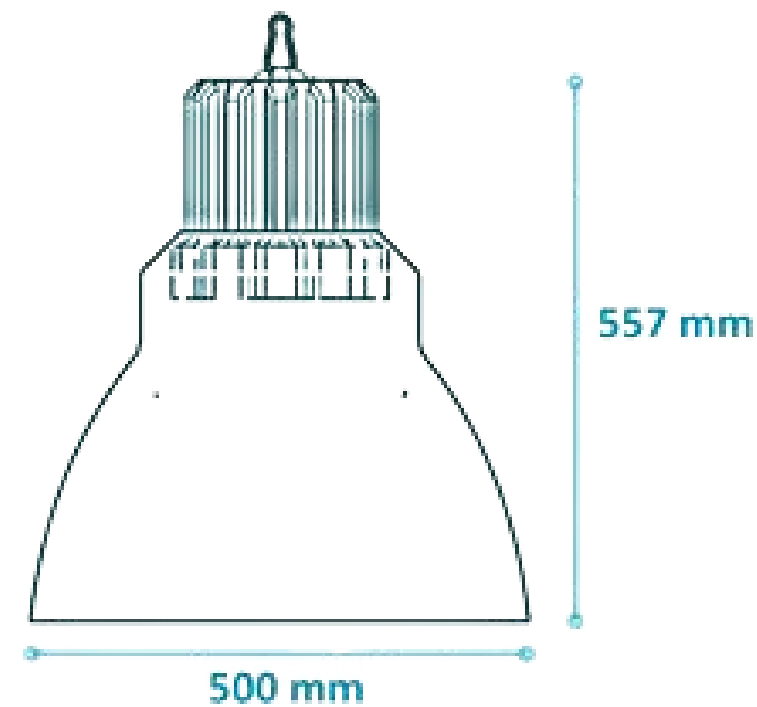
Description: LED Module

CCT: CRI80+, 4000K

Binning: SDCM<5

Lifetime: 50,000hrs to L70 @ 25°C Ta

Dimensions of the Fixture



Operational & Certifications

Protection Class: IP20 / IK05

Electrical Class II

Ambient Range: +0°C to +40°C

Certifications: CE, RoHS

Glow Wire Test: 650°C

Warranty: 5 Years

Electrical

Input Voltage: 220-240vac

Frequency: 50-60Hz

Power Factor: 0.9

Configuration Page



[Click here for more dimensions and extra specifications.](#)

Visit www.signify.com/warranties for complete warranty information.




4.Suspended Performance



Essential

The Essential offers a stylish and versatile lighting solution, available in a variety of colors and textures that complement any decor.

[Read More](#) ➤



Grand

The Essential offers a stylish and versatile lighting solution, available in a variety of colors and textures that complement any decor.


[Read More](#) ➤



Highlight

The Accent Recessed D65 is an energy-efficient downlight available in fixed and adjustable styles, offering various beam angles, color temperatures, and cutout sizes, making it versatile for renovation projects.

[Read More](#) ➤



Dome

The Accent Semi-Recessed D65 is the perfect lighting solution for anyone looking for energy-efficient, versatile, and sustainable lighting.

[Read More](#) ➤



Height

Large, high-output pendants tailored to your project needs.

[Read More](#) ➤



Drum

Illuminate your open ceiling with a versatile and efficient downlight. Bring a new level of sophistication and elegance to your open ceiling.

[Read More](#) ➤

Drum

Suspended



Drum

Suspended


Illuminate your open ceiling with a versatile and efficient downlight. Bring a new level of sophistication and elegance to your open ceiling. The Drum downlights are designed to offer glare control and are available in multiple mounting options (surface, track, and pendant), a variety of finishes, and unique optical configurations.



Scan the QR code or [click](#)
this link and start specifying today!

Flex Office Space Environment & Office Kitchen Space

©signify
myCreation



Drum

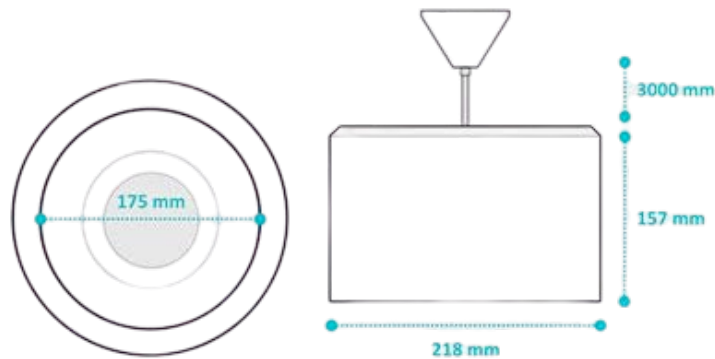
Key Specifications

- High flexibility with Surface, Track mounted and Pendant options
- Numerous variations of colors
- Variety of optical configurations including office compliance versions
- High efficacy and ability to connect to the system
- Lumen 1100 – 3000 lm
- Efficacy up to 144 lm/W
- CRI 90+ and CRI80+ options and 3000K, 4000K options
- Non dimmable (PSU/PSE), DALI, wired (DIA) and wireless (WIA) Interact control
- Lifetime 100,000hrs to L90 @ 25°C Ta
- Printed locally and on demand
- Printed with ISCC Plus Certified Bio-Circular materials

Optical

Description: LED module
CCT: CRI80+ 3000K; CRI80+ 4000K; CRI90+ 3000K; CRI90+ 4000K
Binning: CRI80+, 3000K (0.44, 0.40) SDCM<5; CRI90+, 4000K (0.38, 0.38) SDCM<5
Lifetime: 100,000hrs to L90 @ 25°C Ta

Dimensions of the Fixture



Operational & Certifications

Protection Class: IP20 / IK02 for OCPCC with sensor and without front glass; IP54 / IK06 for PCO without sensor
Electrical Class II
Ambient Range: +10°C to +35°C
Certifications: CE, RoHS
Glow Wire Test: 650°C
Warranty: 5 Years

Electrical

Input Voltage: 220-240vac
Frequency: 50-60Hz
Driver Failure Rate: <1% @ 5,000 hrs

Configuration Page



[Click here for more dimensions and extra specifications.](#)

Visit www.signify.com/warranties for complete warranty information.



- Recessed
- Surface Mounted
- Track
- Suspended Performance
- Suspended Decorative
- Signature Home Lights
- More

4.Suspended Performance



Grand

The Essential offers a stylish and versatile lighting solution, available in a variety of colors and textures that complement any decor.

[Read More](#)



Highlight

The Accent Recessed D65 is an energy-efficient downlight available in fixed and adjustable styles, offering various beam angles, color temperatures, and cutout sizes, making it versatile for renovation projects.

[Read More](#)



Dome

The Accent Semi-Recessed D65 is the perfect lighting solution for anyone looking for energy-efficient, versatile, and sustainable lighting.

[Read More](#)



Height

Large, high-output pendants tailored to your project needs.

[Read More](#)



Drum

Illuminate your open ceiling with a versatile and efficient downlight. Bring a new level of sophistication and elegance to your open ceiling.

[Read More](#)



Accent Cylinder

With its well-known and versatile archetype, the Accent Cylinder has a high efficacy achieving up to 143 lm/W, and delivers a lumen range of 1200 to 4200 lm.

[Read More](#)

Accent Cylinder

Suspended



Accent Cylinder

Suspended

With its well-known and versatile archetype, the Accent Cylinder has a high efficacy achieving up to 143 lm/W, and delivers a lumen range of 1200 to 4200 lm.

Available in trendy colors, 3 ways of mounting, and multiple control options, this sustainable luminaire is perfect for offices, retail spaces, and hospitality venues. Crafted from recycled materials.



Scan the QR code or [click](#)
this link and start specifying today!

Flex Office Space



Accent Cylinder

Key Specifications

- Well known archetype with a rich palette of colors
- 3 mounting options
- High efficacy and ability to connect to the system
- Lumen 1200 - 4200 lm
- Efficacy up to 143 lm/W
- CRI 90+ and CRI80+ options and 2700K, 3000K, 4000K, FMT options
- Non dimmable, DALI, wired and wireless interact control
- Lifetime 100,000hrs to L90B50 @ 25°C Ta
- Printed locally and on demand
- Printed with ISCC Plus Certified Bio-Circular materials

Optical

Description: LED Module
CCT: CRI80+, Fresh Food Champagne 2700; CRI80+, 3000K; CRI80+, 4000K; CRI90+, 3000K; CRI90+, 4000K; CRI90+, Fresh Food Meat
Binning: 930: SDCM<3; 940: SDCM<3
Lifetime: 50,000hrs* to L80B50 @ 25°C Ta

Dimensions of the Large Fixture



Operational & Certifications

Protection Class: IP20 / IK04
Electrical Class II
Ambient Range: +10°C to +35°C
Certifications: CE, RoHS
Glow Wire Test: 650°C
Warranty: 5 Years

Electrical

Input Voltage: 220-240 vac
Frequency: 50-60 Hz
Power Factor: 0.9
Driver Failure Rate: <1% @ 5,000 hrs

Configuration Page



[Click here for more dimensions and extra specifications.](#)

Visit www.signify.com/warranties for complete warranty information.



5.Suspended Decorative



Gleam

Experience the enchanting glow of Gleam, a bulb-based pendant light, designed by Sebastian Bergne.

[Read More](#) ➤



Cloak

Cloak is a bulb-based pendant designed by Basten Leijh that offers flexibility and individuality in design.

[Read More](#) ➤



Blossom

Designed by Lex Pott, Blossom is the perfect blend of natural design and sustainability.

[Read More](#) ➤



Original

Large and medium modern decorative pendant fixtures tailored to your needs. A simple decorative shape in two sizes and with two mounting options.

[Read More](#) ➤



Industrial

A delightful modern interpretation of retro industrial luminaires. Elegant archetypes in a modern industrial style.

[Read More](#) ➤

Gleam



Gleam

Experience the enchanting glow of Gleam, a bulb-based pendant light, designed by Sebastian Bergne.

With a unique heptagon-inspired look, you can choose from the inflated design for a bold, dimensional effect, or the deflated design for sleek sophistication. Available in three sizes, each design aligns with the 3D print grain for a seamless aesthetic.



Scan the QR code or [click](#)
this link and start specifying today!

Sebastian Bergne

British Industrial designer Sebastian Bergne is renowned for making everyday objects special with his essential and human approach to design. Sebastian's versatility allows him and his team to work in different ways. As an external Industrial design facility to international brands, as a designer and supplier of bespoke objects for restaurants, retailers and individuals, as art director to new or established brands or even as producer of his growing collection of studio editions.




Scan the QR code or [click](#)
this link and start specifying today!

**The Glean lighting family
is a reinterpretation of the simple glowing
pendant globe with alternative geometry.**

Restaurant & Lobby Space

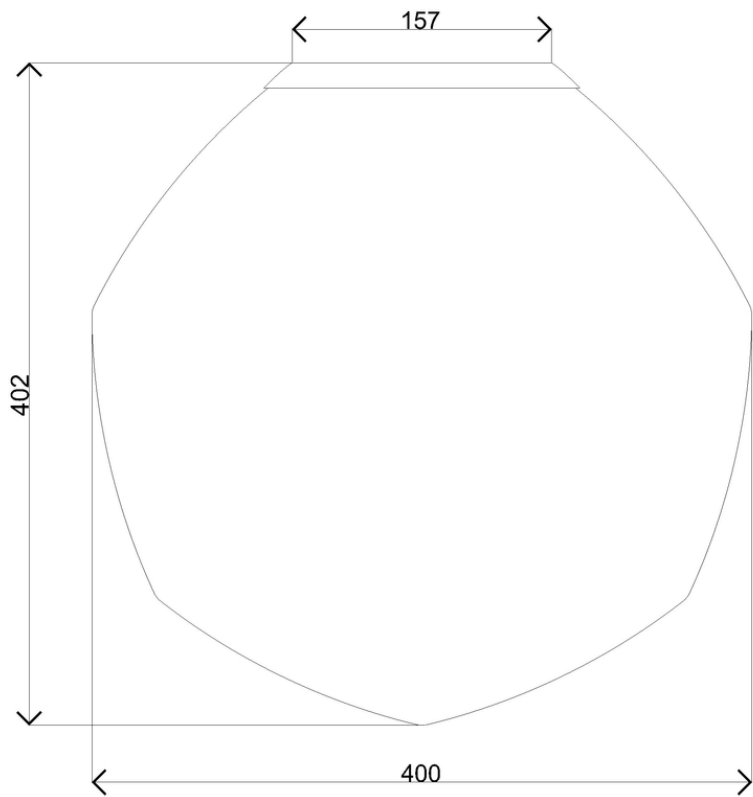
©signify
myCreation



Key Specifications

- 3D printed decorative luminaire
- E27 bulb based socket
- Produced all printed parts with at least 65% mass-balanced bio-circular material
- In 3 sizes available
- Available with canopy and track adaptor mounting
- Printed locally and on demand

Dimensions of the Large Fixture



Operational & Certifications

Certifications: CE, EPD
Warranty: 5 Years

Configuration Page



[Click here for more dimensions and extra specifications.](#)

Visit www.signify.com/warranties for complete warranty information.

5.Suspended Decorative

Table of Content 

Recessed
Surface Mounted
Track
Suspended Performance
Suspended Decorative
Signature Home Lights
More



Gleam

Experience the enchanting glow of Gleam, a bulb-based pendant light, designed by Sebastian Bergne.

[Read More](#) 



Cloak


Cloak is a bulb-based pendant designed by Basten Leijh that offers flexibility and individuality in design.

[Read More](#) 



Blossom


Designed by Lex Pott, Blossom is the perfect blend of natural design and sustainability.

[Read More](#) 



Original


Large and medium modern decorative pendant fixtures tailored to your needs. A simple decorative shape in two sizes and with two mounting options.

[Read More](#) 




Industrial

A delightful modern interpretation of retro industrial luminaires. Elegant archetypes in a modern industrial style.

[Read More](#) 



Gloak



Cloak

Inspired by the layered fabrics of fashion, Cloak is a bulb-based pendant designed by Basten Leijh that offers flexibility and individuality in design.

Each pendant has two adjustable belts that can be positioned to your preference. The outer belt offers two lighting styles: the white translucent belt provides a gentle glo



Scan the QR code or [click](#)
this link and start specifying today!


Basten Leijh

Works according to a self-developed working methodology. Sustainability is at the heart of this, in which the process of arriving at a design is as important as the design itself. Basten Leijh works for interior design companies and for technical companies and can rely on an extensive portfolio of successful designs. From innovative and sustainable interior solutions (furniture, waste systems) to special lighting concepts and bicycles.



Scan the QR code or [click](#)
this link and start specifying today!

With all the design freedom, Basten succeeded in designing a lamp that can adapt within any interior due to its round shape and different layers, creating a warm atmosphere through a special light effect.

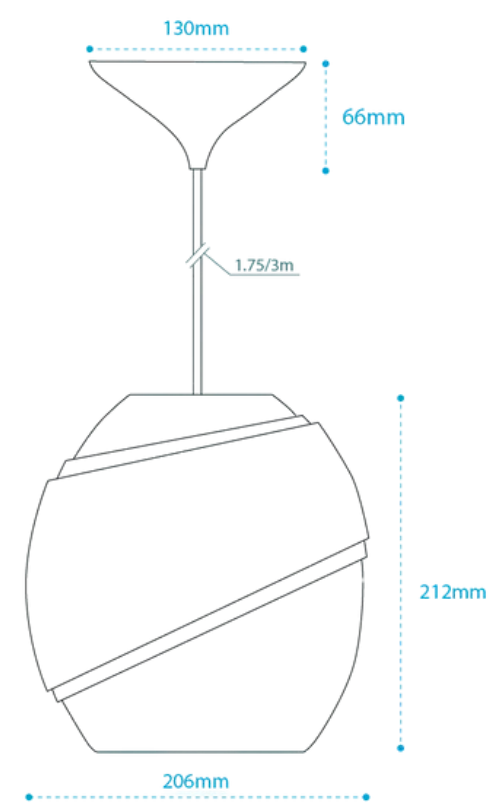


Cloak

Key Specifications

- 3D printed decorative luminaire with a beautiful glowing effect
- E27 bulb based socket
- Produced all printed parts with at least 65% mass-balanced bio-circular material
- Available in 4 colors with white canopy and track adaptor mounting
- Printed locally and on demand

Dimensions of the Fixture



Operational & Certifications

Certifications: DOC, EPD
Warranty: 5 Years

Configuration Page



[Click here for more dimensions and extra specifications.](#)

Visit www.signify.com/warranties for complete warranty information.



5.Suspended Decorative



Gleam

Experience the enchanting glow of Gleam, a bulb-based pendant light, designed by Sebastian Bergne.

[Read More](#) ➤



Cloak

Cloak is a bulb-based pendant designed by Basten Leijh that offers flexibility and individuality in design.

[Read More](#) ➤



Blossom

Designed by Lex Pott, Blossom is the perfect blend of natural design and sustainability.

[Read More](#) ➤



Original

Large and medium modern decorative pendant fixtures tailored to your needs. A simple decorative shape in two sizes and with two mounting options.

[Read More](#) ➤




Industrial

A delightful modern interpretation of retro industrial luminaires. Elegant archetypes in a modern industrial style.

[Read More](#) ➤



Blossom



Blossom

Designed by Lex Pott, Blossom is the perfect blend of natural design and sustainability. The 3D printed parts of the lamp are made with at least 65% recycled or bio-circular materials.

Despite its voluminous look, Blossom is lightweight, making installation a breeze. Available in two sizes and trendy colors.



Scan the QR code or [click](#)
this link and start specifying today!

Lex Pott

Employs a raw and intuitive method. In his work, he returns to the origin of the materials he uses most: wood, stone and metal. He does not hide his designs under indirect layers, but reduces them to their very essence. Pott works from his design studio based in Rotterdam.



Scan the QR code or [click](#)
this link and start specifying today!

With its natural design elements and sustainable materials, Blossom is the ultimate choice for those who appreciate the beauty of nature and sustainable design.



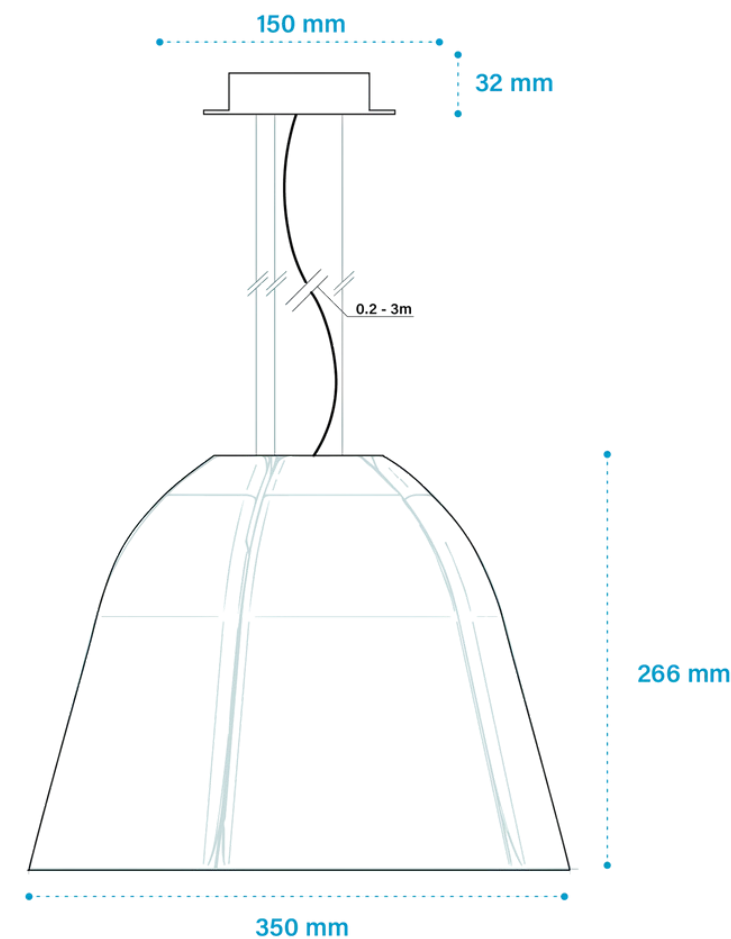
Blossom



Key Specifications

- 3D printed decorative luminaire
- E27 bulb based socket
- Produced all printed parts with at least 65% mass-balanced bio-circular material
- In 2 sizes and 9 colors
- Available with canopy and track adaptor mounting
- Printed locally and on demand

Dimensions of the Medium Fixture




Operational & Certifications

Certifications: CE, EPD

Warranty: 5 Years

Configuration Page



[Click here for more dimensions and extra specifications.](#)

Visit www.signify.com/warranties for complete warranty information.



5.Suspended Decorative



Gleam

Experience the enchanting glow of Gleam, a bulb-based pendant light, designed by Sebastian Bergne.

[Read More](#) ➤



Cloak

Cloak is a bulb-based pendant designed by Basten Leijh that offers flexibility and individuality in design.

[Read More](#) ➤



Blossom

Designed by Lex Pott, Blossom is the perfect blend of natural design and sustainability.

[Read More](#) ➤



Original

Large and medium modern decorative pendant fixtures tailored to your needs. A simple decorative shape in two sizes and with two mounting options.

[Read More](#) ➤



Industrial

A delightful modern interpretation of retro industrial luminaires. Elegant archetypes in a modern industrial style.

[Read More](#) ➤



Original



23


Original

Large and medium modern decorative pendant fixtures tailored to your needs. A simple decorative shape in two sizes and with two mounting options, to easily be matched with your interior. With a set of pre-selected colors and textures inspired by nature.



Scan the QR code or [click](#)
this link and start specifying today!



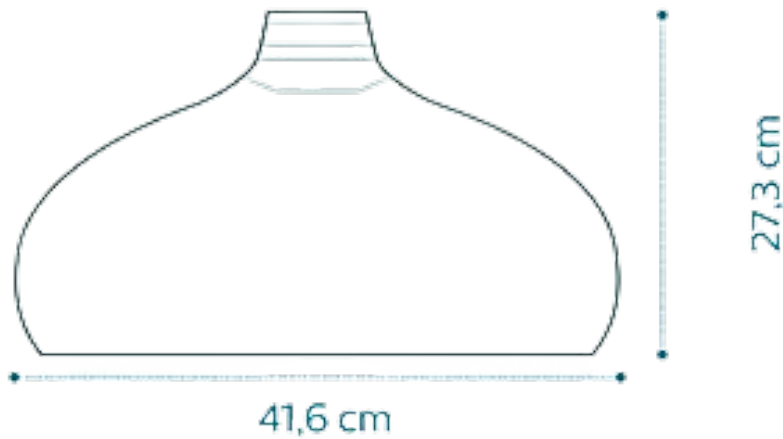


Original

Key Specifications

- E27 bulb based socket delivered without bulb
- Printed locally and on demand


Dimensions of the Original Two L Fixture



Operational & Certifications

Certifications: DOC EPD
Warranty: 5 Years

Configuration Page



[Click here for more dimensions and extra specifications.](#)

Visit www.signify.com/warranties for complete warranty information.



5.Suspended Decorative



Gleam

Experience the enchanting glow of Gleam, a bulb-based pendant light, designed by Sebastian Bergne.

[Read More](#) ➤



Cloak

Cloak is a bulb-based pendant designed by Basten Leijh that offers flexibility and individuality in design.

[Read More](#) ➤



Blossom

Designed by Lex Pott, Blossom is the perfect blend of natural design and sustainability.

[Read More](#) ➤



Original

Large and medium modern decorative pendant fixtures tailored to your needs. A simple decorative shape in two sizes and with two mounting options.

[Read More](#) ➤



Industrial

A delightful modern interpretation of retro industrial luminaires. Elegant archetypes in a modern industrial style.

[Read More](#) ➤



Industrial



Industrial

A delightful modern interpretation of retro industrial luminaires. Elegant archetypes in a modern industrial style. The powerful shapes, colors and textures of the industrial luminaires are reinforced by geometric textures inspired by traditional industrial processing methods.



Scan the QR code or [click](#)
this link and start specifying today!



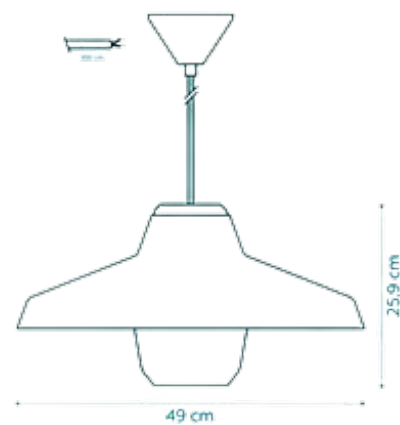


Industrial

Key Specifications

- E27 bulb based socket delivered without bulb
- Printed locally and on demand

Dimensions of the SlimCone Large Fixture



Operational & Certifications

Certifications: DOC EPD
Warranty: 5 Years

Configuration Page



[Click here for more dimensions and extra specifications.](#)

Visit www.signify.com/warranties for complete warranty information.



5.Suspended Decorative



Cord

The fresh character of simplicity. Appreciate the beauty of simplicity with the sleek, minimalistic luminaire design of Cords.

[Read More](#) ➤



Jewels Smokey Grey

Jewels Smokey grey. A luxury pendant that shines beautifully every day. With the Bottle pendant, light is transformed into a new way of luxury lighting


[Read More](#) ➤



Jewels Water Blue

Elevate your commercial space with this sustainable pendant. Crafted from recycled water jug material, which is commonly found in offices and homes for drinking water, it presents an unique and visually appealing lighting choice.

[Read More](#) ➤



First

Custom tailored decorative pendants with a range of creative shapes and finishes.

[Read More](#) ➤

Cord



25

Cord

The fresh character of simplicity. Appreciate the beauty of simplicity with the sleek, minimalistic luminaire design of Cords. With multiple color options and two sizes to choose from, it is the perfect fit for any setting. Cords boasts an authentic look and feel, complete with a soft white glow reminiscent of vintage light bulbs.



Scan the QR code or [click](#)
this link and start specifying today!

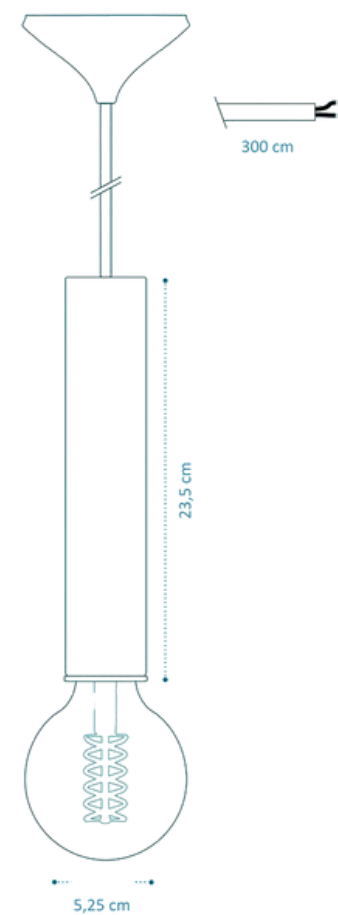


Cord


Key Specifications

- E27 bulb based socket delivered without bulb
- For the most suitable decorative effect and the most healthy light effect please see our advised Philips bulbs on the specsheet
- Printed locally and on demand

Dimensions of the Large Fixture



Configuration Page



[Click here for more dimensions and extra specifications.](#)

Visit www.signify.com/warranties for complete warranty information.



5.Suspended Decorative



Cord

The fresh character of simplicity. Appreciate the beauty of simplicity with the sleek, minimalistic luminaire design of Cords.

[Read More](#) ➤



Jewels Smokey Grey

Jewels Smokey grey. A luxury pendant that shines beautifully every day. With the Bottle pendant, light is transformed into a new way of luxury lighting


[Read More](#) ➤



Jewels Water Blue

Elevate your commercial space with this sustainable pendant. Crafted from recycled water jug material, which is commonly found in offices and homes for drinking water, it presents an unique and visually appealing lighting choice.

[Read More](#) ➤



First

Custom tailored decorative pendants with a range of creative shapes and finishes.

[Read More](#) ➤

Jewels Smokey Grey



26

Jewels Smokey Grey


A luxury pendant that shines beautifully every day. With the Bottle pendant, light is transformed into a new way of luxury lighting. The shape of this lamp is as unique as the design. The rich reflective texture and the double layered casing that is finished to perfection in a transparent color with a chic accent. It therefore creates a bold and modern atmosphere in your interior.



Scan the QR code or [click](#)
this link and start specifying today!

Meeting Space & Residential Environment

©signify
myCreation



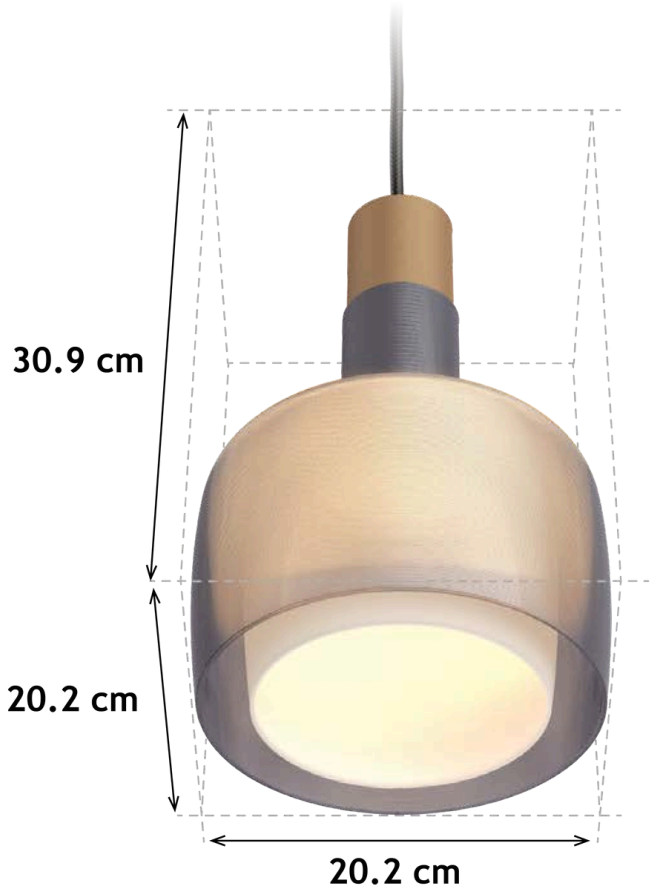
Jewels Smokey Grey



Key Specifications

- 3D printed decorative luminaire with a beautiful glowing effect
- E27 bulb based socket
- Produced all printed parts with at least 65% mass-balanced bio-circular material
- Printed locally and on demand


Dimensions of the “One” Fixture



Operational & Certifications

Protection Class: IP20 / IK02
Electrical Class II
Certifications: CE, EPD
Warranty: 5 Years

Configuration Page



[Click here for more dimensions and extra specifications.](#)

Visit www.signify.com/warranties for complete warranty information.



5.Suspended Decorative



Cord

The fresh character of simplicity. Appreciate the beauty of simplicity with the sleek, minimalistic luminaire design of Cords.

[Read More](#) ➤



Jewels Smokey Grey

Jewels Smokey grey. A luxury pendant that shines beautifully every day. With the Bottle pendant, light is transformed into a new way of luxury lighting


[Read More](#) ➤



Jewels Water Blue

Elevate your commercial space with this sustainable pendant. Crafted from recycled water jug material, which is commonly found in offices and homes for drinking water, it presents an unique and visually appealing lighting choice.

[Read More](#) ➤



First

Custom tailored decorative pendants with a range of creative shapes and finishes.

[Read More](#) ➤

Jewels Water Blue



27

Jewels Water Blue

Elevate your commercial space with this sustainable pendant. Crafted from recycled water jug material, which is commonly found in offices and homes for drinking water, it presents an unique and visually appealing lighting choice.

Featuring translucent water blue hues and a glass-like texture, it introduces a distinctive natural element to your space.



Scan the QR code or [click this link](#) and start specifying today!

Residential Environment & Meeting Space

©signify
myCreation



Jewels Water Blue



Key Specifications

- 3D printed decorative luminaire with a beautiful glowing effect
- Height: 30,9 cm
- Width: 20,2 cm
- Weight: 0,7 kg
- Color: Translucent water blue
- E27 bulb based socket (no bulb included)
- Mounting Option: Surface mounted or track mounted
- Cable color: White
- Cable length: 175 cm
- Mounting color: White
- Produced all printed parts with at least 50% recycled water jug material
- Printed locally and on demand

Dimensions of the “One” Fixture



Operational & Certifications

Protection Class: IP20 / IK02
Electrical Class II
Certifications: CE, EPD
Warranty: 5 Years

Configuration Page



[Click here for more dimensions and extra specifications.](#)

Visit www.signify.com/warranties for complete warranty information.



5.Suspended Decorative



Cord

The fresh character of simplicity. Appreciate the beauty of simplicity with the sleek, minimalistic luminaire design of Cords.

[Read More](#) ➤



Jewels Smokey Grey

Jewels Smokey grey. A luxury pendant that shines beautifully every day. With the Bottle pendant, light is transformed into a new way of luxury lighting


[Read More](#) ➤



Jewels Water Blue

Elevate your commercial space with this sustainable pendant. Crafted from recycled water jug material, which is commonly found in offices and homes for drinking water, it presents an unique and visually appealing lighting choice.

[Read More](#) ➤




First

Custom tailored decorative pendants with a range of creative shapes and finishes.

[Read More](#) ➤

First



28

First

Custom tailored decorative pendants with a range of creative shapes and finishes.

Create new decorative styles for your projects by selecting from a variety of polycarbonate materials, visually rich surface textures and unique and creative shapes. Highlight your brand with a logo or other artwork deeply embossed into the surface of the fixture



Scan the QR code or [click](#)
this link and start specifying today!



Grocery & Cafe Space

©signify
myCreation



First

Key Specifications

- E27 bulb based socket delivered without bulb
- Printed locally and on demand


Dimensions of the Large Fixture



Operational & Certifications

Certifications: DOC, EPD
Warranty: 5 Years

Configuration Page



[Click here for more dimensions and extra specifications.](#)

Visit www.signify.com/warranties for complete warranty information.

6. Signature Home Lights

Table of Content 

- Recessed
- Surface Mounted
- Track
- Suspended Performance
- Suspended Decorative
- Signature Home Lights
- More



More:

1. Connected Lighting
2. Sustainability & Circularity
3. Environmental Product Declarations
4. NatureConnect

I.Design meets intelligence:

Enhance interiors with Interact Ready 3D printed lighting that eliminates ceiling acne.

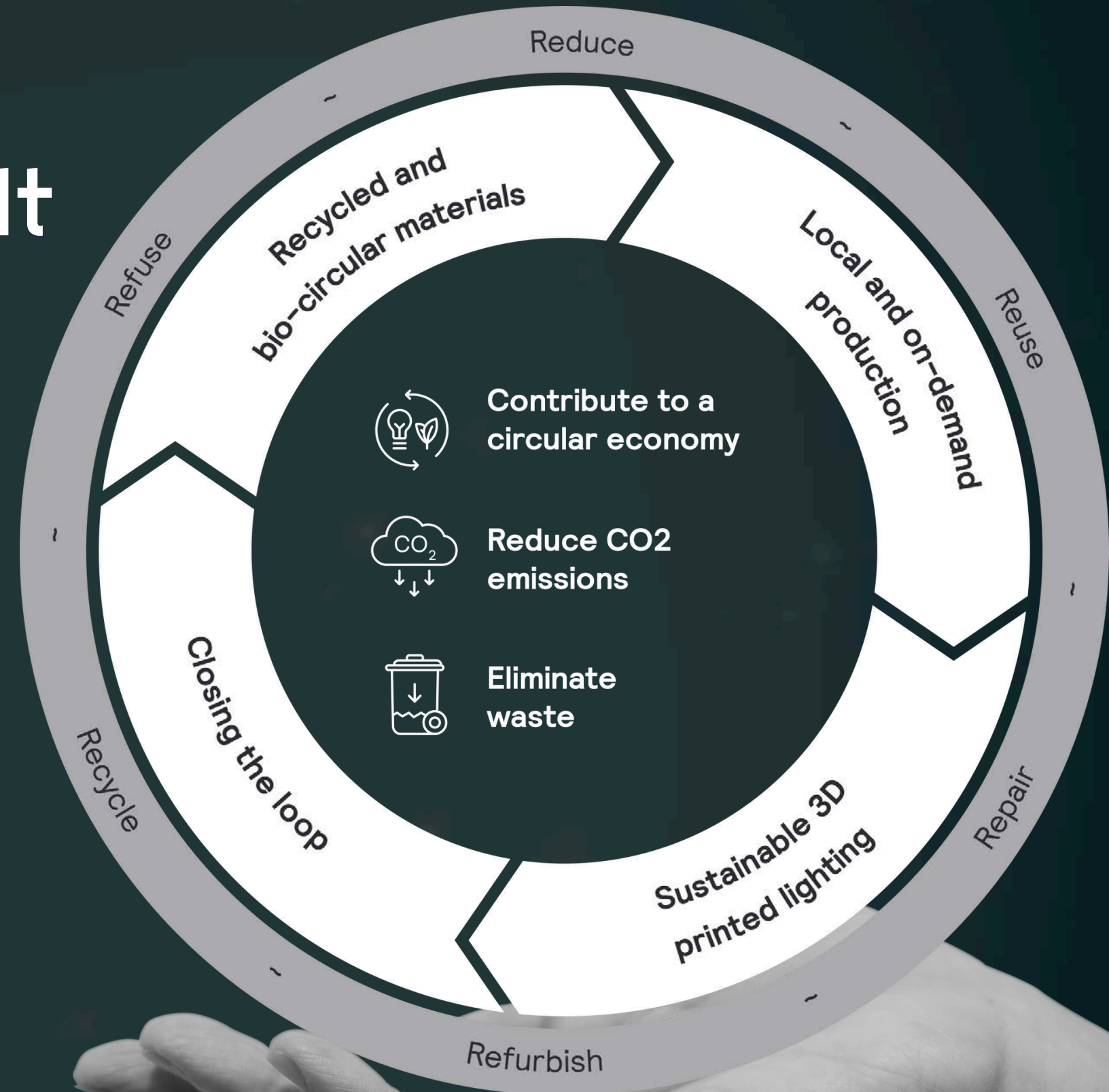
The InterAct system features built-in daylight control and presence detection for optimal lighting and energy efficiency. Advanced models also include humidity and temperature sensors, improving comfort and responsiveness in any space.

interact
ready.

2.Sustainable by Default

Illuminating a sustainable future with 3D printed lighting solutions:

- Contributing to the circular economy through thoughtful design and closing the loop
- Significantly reducing CO2 emissions with local 3D-printing
- Eliminating waste by printing with recycled and mass-balanced bio-circular materials

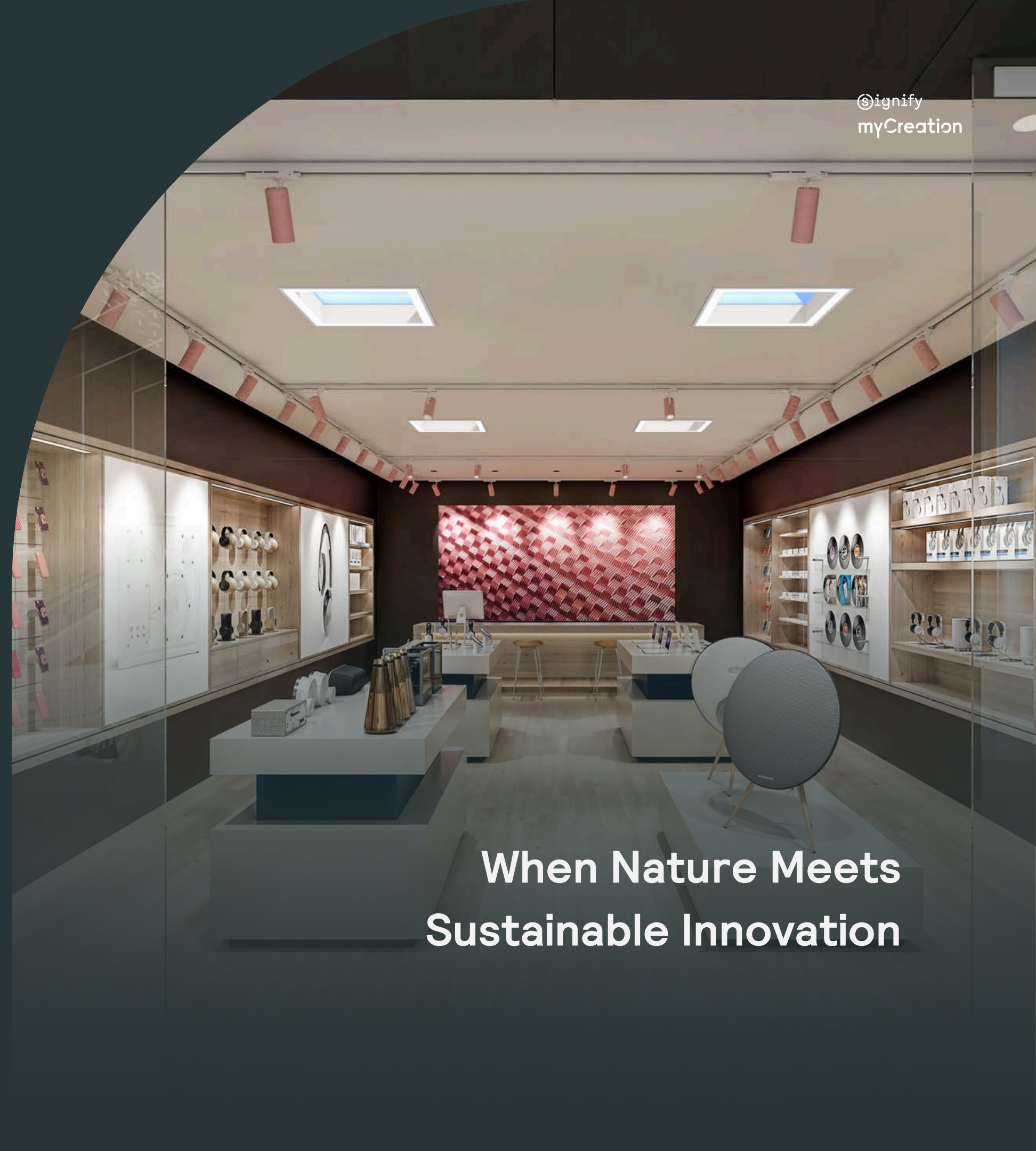


3. Nature Connect

Signify myCreation and Signify NatureConnect join forces to redefine indoor lighting. Together, we blend personalized, sustainable 3D-printed luminaires with NatureConnect's natural lighting experiences – bringing beauty, wellbeing, and circular design into every space.



[Contact Us](#) to Learn More



**When Nature Meets
Sustainable Innovation**

4.Environmental Product Declarations for all products

What is an Environmental Product Declaration?

[Click](#) to learn more.

An Environmental Product Declaration (EPD) is a document that provides transparent and verified information about the environmental impact of a product throughout its lifecycle. It is based on a standardized methodology that takes into account the product's environmental impact from raw material extraction, through production, use, and disposal.

EPDs play a crucial role in supporting informed and sustainable decision-making by providing clear and objective information about a product's environmental performance.



Recessed:

GreenSpace
Essential
Accent Recessed D65
Accent Semi-Recessed D65
Ambifit

Surface Mounted:

Essential
Drum
Accent Cylinder

Track:

Smooth Track
Accent Track D65
Accent Track D90
Drum

Suspended Performance:

Essential
Grand
Highlight
Dome
Height
Drum
Accent Cylinder

Suspended Decorative:

Gleam
Cloak
Blossom
Original
Industrial
Cord
Jewels Smokey Grey
Jewels Water Blue
First

Signature Home Lights:

Voila Product Family
Jagg Product Family
Lantern Product Family
Jewels Product Family
Original Product Family
Shell Product Family
Blossom Product Family
Cloak Product Family
Gleam Product Family

More:

Our Value Proposition
Connected Lighting
Sustainability & Circularity
Environmental Product Declarations

NatureConnect



@signify
myCreation