

**PHILIPS**

LED lighting


**REAL  
PROs**  
**REAL  
QUALITY**



# Professional LED lighting catalog

Discover our wide portfolio of innovative and efficient LED lamps and luminaires for both indoor and outdoor application areas.

New generation of energy-saving MASTER Ultra Efficient range, CoreLine downlight, Ledinaire slim downlight All-in and recessed downlight.



# A light for every need

Welcome to this comprehensive overview of Philips' professional LED portfolio. Lamps, luminaires, handy overviews and time-saving tools – here you'll find everything you need, whatever your project demands.

## Choose Philips LED lighting for:

### The best products

- We're setting new standards for high-quality products that result in less maintenance and fewer technical hiccups and that strengthen your reputation as a reliable lighting expert.
- Our products are designed with easy installation in mind, saving you time and money.
- From connected lighting solutions to 3D printed luminaires – with Philips you get LED lighting that's setting the reference in the industry and that keeps you ahead of the competition.

### The widest portfolio

Whatever the need, whatever the budget: with our complete portfolio of LED lighting products you'll always have the right solution at hand.





Signify, previously known as Philips Lighting, is the world leader in connected LED lighting systems, software and services. We proudly market the best lighting brands in the world, including Philips and Interact.

## PHILIPS

The Philips brand stands for quality and energy-efficiency in light. For over 125 years, Philips products have been at the forefront of innovation. Today Philips is recognized as the leading brand in lighting.

## interact

Interact is the brand of our IoT software and platform that manages smart lighting systems and the data that those systems collect. Smart, simple and scalable, Interact software can be used in a wide range of application areas, from small offices to entire cities.

### You and Signify – a reliable partnership

Close cooperation before, during and after projects is important to us. Our local service teams make sure you always get the competent support and information you need.

We are closely working with local wholesalers to offer you flexible and on-time delivery – and product availability you can rely on.

To help you stay on top of your game the [Signify Lighting Academy](#) offers a comprehensive range of educational resources for you to grow your expertise and get certified.

### Brighter lives, better world

Signify is 100% carbon neutral since September 2020.  
We recycle up to 90% of our manufacturing waste.  
We use 100% renewable electricity.

**Thank you for choosing Philips products offered by Signify and joining us on our mission!**

The 2023 bans on fluorescent are in effect!



# The time is now — make the big switch!

The clock is ticking and the era of conventional lighting is rapidly coming to an end! With EU regulations being enforced and energy costs skyrocketing, the only sensible decision is to switch to LED now – because soon there will be no alternative. Philips offers 3 options for a smooth transition so you can meet lamp bans and customer demand for energy-saving, sustainable solutions.



## 1 Re-lamping with LED lamps

- Current luminaires need to be kept
- Aiming for solution with low installation effort
- Payback period needs to be less than one year
- Larger invest irrational (e.g. rental property or big invest planned ahead)

## 2 Renovation with LED luminaires

- Interested in modernization
- Medium installation effort estimated
- Ideal for older installations especially if current standards are not met

## 3 Upgrade to smart LED lighting

- Looking for maximum energy efficiency and sustainability
- Open for new ideas and smart lighting solutions

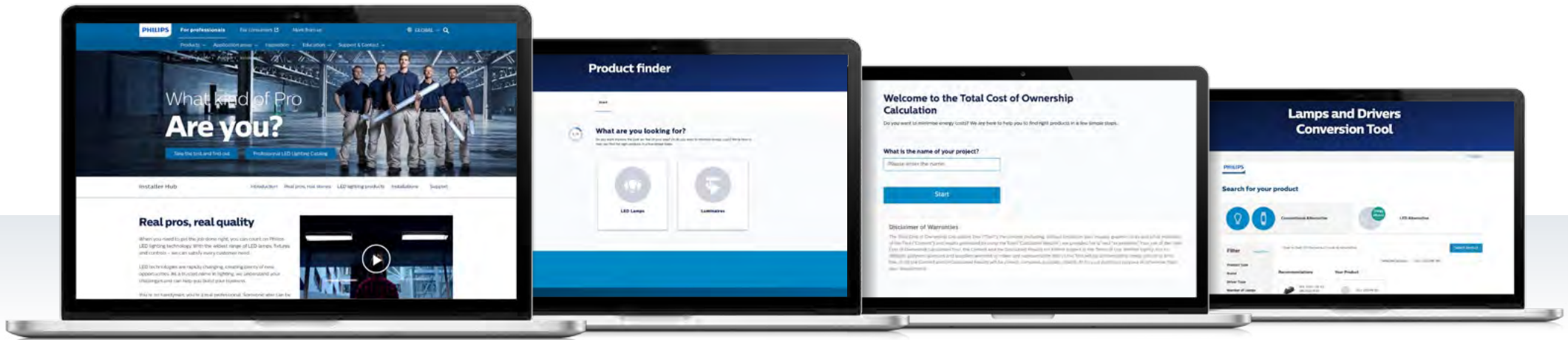
Find all products and details about the easy big switch to Philips LED at [philips.com/ledconversion](https://philips.com/ledconversion)

| Products phasing out <sup>1</sup>  | (RoHS)<br>24.02.2023 | (RoHS)<br>24.08.2023 | (SLR)<br>01.09.2023 | Philips LED alternatives |
|--|----------------------|----------------------|---------------------|--------------------------|
| <b>Fluorescent lamps portfolio</b>   |                      |                      |                     |                          |
| <b>Compact fluorescent lamps non-integrated</b> PL-C, PL-S, PL-T, PL-L, PL-R, PL-Q |                      |                      |                     |                          |
| <b>Compact fluorescent lamps non-integrated – long life</b> PL-C, PL-T, PL-L Xtra  |                      |                      |                     |                          |
| <b>Linear fluorescent lamps</b> T8   |                      |                      |                     |                          |
| <b>Linear fluorescent lamps</b> T5   |                      |                      |                     |                          |
| <b>Linear fluorescent lamps – long life</b> T8 Xtreme, T5 Xtra                     |                      |                      |                     |                          |
| <b>Halogen capsules</b> G9 / G4 / GY6.35   |                      |                      |                     |                          |

<sup>1</sup> Products already placed on the market may still be sold after these dates, but they may no longer be placed on the market

# Real pros don't look – they find

A partner that understands the challenges you face, saves you time. Which is why we don't only offer a comprehensive portfolio of LED luminaires and lamps, but also a couple of handy online tools that make your life easier.



[philips.com/installer](https://philips.com/installer)



## Installer hub

- All latest product information
- Installation videos and training
- Links to all tools
- And more!

[philips.com/productfinder](https://philips.com/productfinder)

## Product finder

- Easily find the perfect LED lamp or luminaire for every budget and application demand

[philips.com/tco](https://philips.com/tco)

## Total cost of ownership calculator

- Calculate the total cost of your product in a few simple steps

[LED Conversion tool](#)

## LED conversion tool

- Use our tool to help clients switch to Philips LEDs and offer them maximized energy savings

# Contents

## 11

### Interact Ready

- 11 CoreLine Panel Office compliant
- 12 CoreLine Panel Non-office compliant
- 13 CoreLine Recessed Office compliant
- 13 CoreLine Surface-mounted Office compliant
- 14 CoreLine Waterproof
- 14 CoreLine Wall-mounted
- 15 CoreLine Batten
- 15 CoreLine SlimDownlight
- 16 General lighting downlights
- 16 CoreLine Highbay Gen5
- 17 CoreLine Recessed Spot gen2
- 18 MasterConnect LEDspot GU10
- 18 MasterConnect LEDtube EM/mains T8
- 19 Indoor Accessories

## 24

### CoreLine LED luminaires

- 24 CoreLine Panel Office compliant
- 27 CoreLine Panel Non-office compliant
- 29 CoreLine Recessed Office compliant
- 30 CoreLine Recessed Non-office compliant
- 31 CoreLine Surface-mounted Office compliant
- 32 CoreLine Surface-mounted Non-office compliant
- 33 CoreLine Batten
- 34 CoreLine Downlight Gen5
- 35 CoreLine Downlight
- 37 CoreLine SlimDownlight
- 38 General lighting downlights
- 39 CoreLine Waterproof
- 41 CoreLine tubular waterproof
- 43 CoreLine Trunking Gen2
- 45 CoreLine Highbay Gen5
- 47 CoreLine Value Highbay
- 48 CoreLine Projector gen2
- 49 CoreLine Wall-mounted
- 50 Spots
- 52 CoreLine Recessed Spot gen2
- 58 CoreLine tempo X-Large
- 59 CoreLine tempo large
- 60 CoreLine tempo medium
- 60 CoreLine tempo small
- 61 CoreLine Malaga LED

## 66

### Ledinaire LED luminaires

- 66 Ledinaire Panel Office compliant
- 66 Ledinaire Panel Non-office compliant
- 67 Ledinaire Recessed Non-office compliant
- 68 Ledinaire Surface-mounted Office compliant
- 68 Ledinaire Surface-mounted Non-office compliant
- 69 Ledinaire Wall-mounted WL060V
- 69 Ledinaire Wall-mounted WL070V
- 70 Ledinaire Square Wall-mounted
- 70 Ledinaire Batten
- 71 Ledinaire High-bay
- 72 Ledinaire Waterproof
- 73 Ledinaire Waterproof WT065C
- 73 Ledinaire Waterproof Tube Housing
- 74 Ledinaire SlimDownlight DN065B
- 75 Ledinaire Recessed Downlight
- 75 Ledinaire ClearAccent RS060/RS061
- 76 Ledinaire . oodlights gen3



# Contents

## 81

### LED spots

- 81 MASTER UltraEfficient GU10
- 81 SceneSwitch LEDspot
- 82 MASTER LEDspot ExpertColor LV
- 83 MASTER LEDspot ExpertColor MV
- 84 MASTER LEDspot ExpertColor AR111
- 85 MASTER VALUE LEDspot PAR
- 86 MASTER VALUE LEDspot LV
- 87 MASTER VALUE LEDspot MV
- 88 MASTER LEDspot LV
- 89 CorePro LEDspot PAR
- 89 CorePro LEDspot Reflectors
- 90 CorePro LEDspot LV
- 91 CorePro LEDspot MV
- 92 CorePro LEDspot AR111
- 93 CorePro LEDcapsule LV
- 94 CorePro LEDcapsule MV
- 95 CorePro LEDlinear MV

## 96

### LED bulbs

- 96 SceneSwitch LEDbulbs
- 97 UltraEfficient LED bulb
- 98 Classic filament LEDbulbs
- 99 CorePro LEDbulbs
- 101 CorePro Glass LED bulbs
- 103 CorePro Glass High Lumen bulbs
- 103 CorePro Plastic LED Specialties
- 104 MASTER Glass LED bulbs
- 105 MASTER Plastic LED Dusk to Dawn
- 105 MASTER Plastic LED Sensor
- 106 MASTER Value Decorative LED bulbs
- 107 MASTER Value GLASS LED bulbs

## 110

### LED candles & lusters

- 110 Candle LED
- 110 SceneSwitch LEDbulbs
- 111 CorePro GLASS LED candles and lusters
- 113 CorePro Plastic LEDcandles & lusters
- 114 CorePro Plastic LED Specialties
- 114 MASTER UltraEfficient LED candles and lusters
- 115 MASTER Value Decorative LED candles and lusters
- 116 MASTER GLASS LED candles and lusters
- 117 MASTER Value GLASS LED candles and lusters

## 121

### LED tubes

- 121 MASTER LEDtube T8 Ultra Efficient
- 122 MASTER LEDtube EM/Mains T8
- 123 MASTER Value LEDtube EM/mains T8
- 123 MASTER Value LEDtube Universal T8
- 124 MASTER LEDtube InstantFit HF T8
- 125 MASTER LEDtube InstantFit HF T5
- 127 MASTER LEDtube Mains T5
- 128 CorePro LEDtube EM/Mains T8
- 130 CorePro LED tube Universal T8

## 131

### LED PL-lamps

- 131 CorePro LED PLC 2P
- 131 CorePro LED PLC 4P
- 132 CorePro LED PLS
- 132 CorePro LED PLL




















## 136

### TrueForce LED

- 136 Trueforce Core LED SON-T
- 136 TrueForce LED Industrial and Retail (Highbay – MH)
- 137 TrueForce LED Public (Urban/Road – HPL/SON)
- 138 Trueforce CorePro LED HPL
- 139 TrueForce Core LED Industrial and Retail (Highbay – HPI/SON/HPL)
- 139 TrueForce LED Public (Road/Area – SOX)
- 140 TrueForce LED Public (Road – SON)
- 141 MASTER - LED HID SOX
- 141 MASTER - LED HID SON-T - Ultra Efficient

# Philips Interact Ready

interact  
ready.

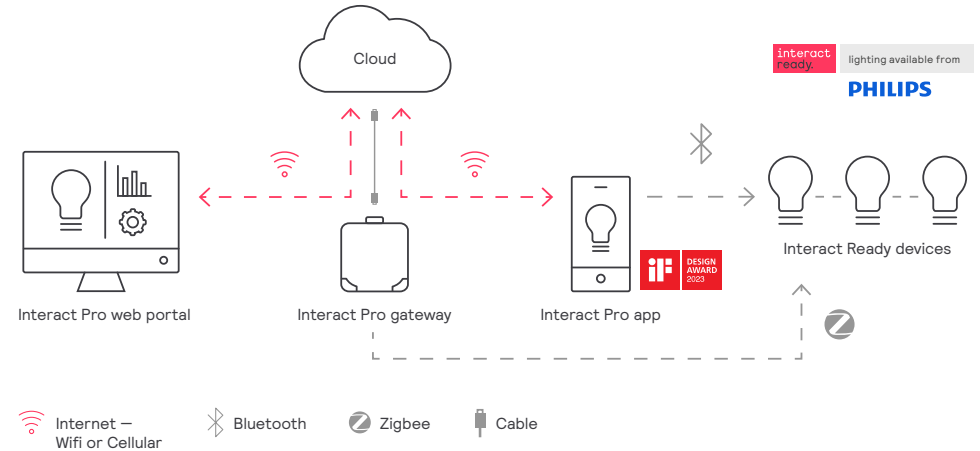
| Office  |   | Industry  |   | Parking   | Retail  | Components   |
|---|---|---|---|---|---|--|
|    |    |  |  |    |  |   |
| CoreLine recessed   | CoreLine downlight  | CoreLine highbay gen5   | CoreLine trunking   | CoreLine waterproof   | CoreLine slim downlight   | RF-DALI connector kit  |
|    |    |  |  |    |  |   |
| CoreLine surface-mounted  | MasterConnect LEDspot   | CoreLine waterproof   | CoreLine batten   | CoreLine wall-mounted   | CoreLine recessed spot  | Wireless sensors   |
|   |  |   |   |  |   |  |
| CoreLine panel  | MasterConnect LEDtube   |   |   | MasterConnect LEDtube   |   | Wireless switches  |
|  |   |   |   |   |   |  |
| CoreLine FastSet  |   |   |   |   |   |  |





interact

How the smart lighting system comes together:



# Easy. Effective. Smart.

The flexible smart lighting system Interact Pro brings savings and convenience to any business – with little installation effort

Meet Interact Pro: the wireless smart lighting system that's easy to install and set up – and will have an impressive positive effect on your customers' energy savings in no time.

Our award-winning, intuitive software – together with a gateway and Interact Ready lighting – can make any place not only smarter, but also safer, more user-friendly, and altogether more pleasant.

**Easy**  
Not only are the components of the Interact Pro system hassle-free and wireless to install, but setup and commissioning via the Interact Pro app is quick and intuitive.

**Effective**  
Interact Pro is effective in many ways: it's extremely cost-efficient, saving up to 75% energy. It can promote employee well-being,

productivity and safety. It also contributes significantly to the sustainability of the building and enables efficient remote monitoring of the system.

**Smart**  
We don't just call Interact Pro smart because it is intelligent lighting. For us, smart also means versatility, flexibility, reliability, safety – and much more.

Learn more about Interact Pro, its benefits, and how easy it is on: [www.interact-lighting.com/pro](http://www.interact-lighting.com/pro)

## Smart benefits for smart installers



### Get more done faster

- Quick installation of lights: wireless system, no drilling or cabling needed
- Easy to handle for any installer, even for first-timers
- Convenient project planning and offsite preparation with the Interact Pro app or web portal



### Works everywhere

- One system for multiple applications e. g. office, industry, education and many more
- Extensive range of high-quality Philips Interact Ready LED luminaires, lamps, switches and sensors available
- Seamless integration: easily connect to third-party luminaires using a simple kit



### Become the preferred partner

- Offer smart lighting benefits at a more affordable total project cost than wired systems
- Enhance your reputation by becoming an expert in lighting solutions beyond LED conversion and empowering your customers on their journey towards sustainability



### Convince your customers easily

- Achieve up to 75% reduction in energy costs with LED lighting and simple lighting controls
- Enhance well-being, productivity and safety with lighting that can positively impact people
- Enable owners and users to customize lighting to their preferences via Interact Pro app

# Interact Pro features

Convince your customers with a multitude of smart features that will have an impressive effect on energy savings and comfort in any business in no time.

## Setup & commissioning



**Bluetooth based setup**  
Easy commissioning thanks to Bluetooth setup using smartphone app.



**Multiple installers per project**  
Faster realization with multiple installers working simultaneously on a single project.



**Off-site-project preparation**  
Prepare projects in advance to save time on-site. Possible via the Interact Pro app as well as via the web portal.



**Adapt to any space**  
Detailed lighting settings such as on/off behaviour, timings and lighting levels allow to perfectly adapt the system to any space.

## Monitoring & support



**Cloud backup**  
All project information is securely stored in the cloud to ensure that data is never lost.



**Regular app updates**  
Our team is continuously working to enhance the user experience and bring new features to the system.



**Get support**  
The in-app chatbot Bulbi is here to help you 24/7: visit it for instant troubleshooting.



**Remote diagnostics**  
Know about devices nearing end of lifetime based on burning hours and potential failures at project and light level to improve servicing of the building.



**Energy reporting**  
Up to 12 months of detailed energy consumption reporting. Export in .csv format for further processing.



**Over-the-air upgrades**  
Automatic feature and security upgrades happen in the background with minimal impact on building operations.

## Control



**Motion sensing**  
helps conserve energy by activating lights only when in use.



**Daylight harvesting**  
uses sensor data to automatically dim the lights when enough sunlight is illuminating a room.



**Wireless switches**  
can be installed anywhere to make control of the lighting system more accessible to users.



**Scene support**  
Easily create custom scenes and recall them using wireless switches or app.



**App control**  
Grant users access to customize the lights around them to their preferences.



**Scene scheduling**  
Automatically cycle through up to 16 scenes per day. These schedules repeat daily.



**Remotely control the lights**  
Remotely turn the lights on, off, or activate a scene via the Interact Pro app or web portal.



**Organize your lights**  
Arrange your building lighting in networks (e.g. at floor level). Achieve granular control by further subdividing into groups (e.g. room) and zones (e.g. window areas).



**Tunable White\***  
Set the default colour temperature for your lights or manually control it using wireless switches.

\* With compatible luminaires

## Unlock more features with the Interact Pro gateway

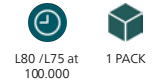
## Unlock more features with the Interact Pro gateway

# Interact Ready

Now that more and more products are being connected to the internet, they are becoming smarter. This provides more flexibility, saves extra costs and offers more comfort. This means there is an opportunity for the installation sector to be part of the smart lighting on the internet, to offer a better experience for the end user. So far, small and medium-sized enterprises (SMEs) have remained excluded from these developments, but that is now a thing of the past. The luminaires and lamps from the list below are the first Interact Ready LED products and work seamlessly with the intuitive Interact Pro app and dashboard.

CoreLine Panel Office compliant

[www.philips.com/interact-ready](http://www.philips.com/interact-ready)



|     | Product Type                             | LED  | Lumen Output | Efficiency | Dimmable | CRI | Color Temp. | UGR | IP rating | IK rating | Motion/Daylight sensor | Warranty | 12NC         | EOC code |
|-----|--|------|--------------|------------|----------|-----|-------------|-----|-----------|-----------|------------------------|----------|--------------|----------|
|     |  | W    | lm           | lm/W       |          |     |             |     |           |           |                        | Years    |              |          |
| NEW | RC132V G5 34S/830 WIA W60L60 OC          | 28.5 | 3400         | 120        | Wireless | ≥80 | 3000        | 19  | IP20/44   | IK03      | -                      | 5        | 911401857984 | 95366600 |
| NEW | RC132V G5 34S/830 WIA W60L60 OC W3       | 28.5 | 3400         | 120        | Wireless | ≥80 | 3000        | 19  | IP20/44   | IK03      | -                      | 5        | 911401858884 | 95375800 |
| NEW | RC132V G5 36S/840 WIA W30L120 OC         | 28.5 | 3600         | 125        | Wireless | ≥80 | 4000        | 19  | IP20/44   | IK03      | -                      | 5        | 911401858484 | 95371000 |
| NEW | RC132V G5 36S/840 WIA W30L120 OC W3      | 28.5 | 3600         | 125        | Wireless | ≥80 | 4000        | 19  | IP20/44   | IK03      | -                      | 5        | 911401859184 | 95378900 |
| NEW | RC132V G5 36S/840 WIA W60L60 OC          | 28.5 | 3600         | 125        | Wireless | ≥80 | 4000        | 19  | IP20/44   | IK03      | -                      | 5        | 911401858084 | 95367300 |
| NEW | RC132V G5 36S/840 WIA W60L60 OC TP(a)    | 28.5 | 3600         | 125        | Wireless | ≥80 | 4000        | 19  | IP20/44   | IK03      | -                      | 5        | 911401859284 | 95379600 |
| NEW | RC132V G5 36S/840 WIA W60L60 OC W3       | 28.5 | 3600         | 125        | Wireless | ≥80 | 4000        | 19  | IP20/44   | IK03      | -                      | 5        | 911401858984 | 95376500 |
| NEW | RC133V G5 34S/830 WIA W62L62 OC          | 28.5 | 3400         | 120        | Wireless | ≥80 | 3000        | 19  | IP20/44   | IK03      | -                      | 5        | 911401858284 | 95369700 |
| NEW | RC133V G5 36S/840 WIA W62L62 OC          | 28.5 | 3600         | 125        | Wireless | ≥80 | 4000        | 19  | IP20/44   | IK03      | -                      | 5        | 911401858384 | 95370300 |
|     | RC132V G4 LED36S/840 WIA W60L60 OC       | 29   | 3600         | -          | Wireless | -   | -           | -   | -         | -         | -                      | -        | 910505101187 | -        |
|     | RC132V G4 LED43S/840 WIA W60L60 OC       | 29   | 4300         | -          | Wireless | -   | -           | -   | -         | -         | -                      | -        | 910505101287 | -        |
| NEW | RC132V G5 36/840 WIA W60L60 OC ELB3TP(a) | 34   | 3600         | 107        | Wireless | ≥80 | 4000        | 19  | IP20/44   | IK03      | -                      | 5        | 910505102375 | 01395700 |
| NEW | RC132V G5 36S/840 WIA W30L120 OC ELB3    | 34   | 3600         | 107        | Wireless | ≥80 | 4000        | 19  | IP20/44   | IK03      | -                      | 5        | 910505102368 | 01388900 |
| NEW | RC132V G5 36S/840 WIA W30L120 OC ELB3 W4 | 34   | 3600         | 107        | Wireless | ≥80 | 4000        | 19  | IP20/44   | IK03      | -                      | 5        | 910505102372 | 01392600 |
| NEW | RC132V G5 36S/840 WIA W60L60 OC ELB3     | 34   | 3600         | 107        | Wireless | ≥80 | 4000        | 19  | IP20/44   | IK03      | -                      | 5        | 910505102366 | 01386500 |
| NEW | RC132V G5 36S/840 WIA W60L60 OC ELB3 W4  | 34   | 3600         | 107        | Wireless | ≥80 | 4000        | 19  | IP20/44   | IK03      | -                      | 5        | 910505102371 | 01391900 |
| NEW | RC132V G5 43S/840 WIA W60L60 OC ELB3     | 34   | 4300         | 128        | Wireless | ≥80 | 4000        | 19  | IP20/44   | IK03      | -                      | 5        | 910505102374 | 01394000 |
| NEW | RC132V G5 43S/840 WIA W60L60 OC ELB3 W4  | 34   | 4300         | 128        | Wireless | ≥80 | 4000        | 19  | IP20/44   | IK03      | -                      | 5        | 910505102376 | 01396400 |
| NEW | RC132V G5 43S/840 WIA W60L60 OC          | 34.5 | 4300         | 125        | Wireless | ≥80 | 4000        | 19  | IP20/44   | IK03      | -                      | 5        | 911401858184 | 95368000 |
| NEW | RC132V G5 43S/840 WIA W60L60 OC W3       | 34.5 | 4300         | 125        | Wireless | ≥80 | 4000        | 19  | IP20/44   | IK03      | -                      | 5        | 911401859084 | 95377200 |
|     | RC132V G4 LED43S/840 WIA W60L60 OC W3    | 34.5 | 4300         | -          | Wireless | -   | -           | -   | -         | -         | -                      | -        | 910505101290 | -        |
|     | RC133V G4 LED43S/840 WIA W62L62 OC       | 34.5 | 4300         | -          | Wireless | -   | -           | -   | -         | -         | -                      | -        | 910505101288 | -        |
| NEW | RC132V G5 40S/830 SIA W60L60 OC IA4      | 36   | 4000         | 111        | Wireless | ≥80 | 3000        | 19  | IP20      | IK03      | No                     | 5        | 910505102378 | 01398800 |
| NEW | RC132V G5 43S/840 SIA W60L60 OC IA4      | 36   | 4300         | 119        | Wireless | ≥80 | 4000        | 19  | IP20      | IK03      | No                     | 5        | 910505102377 | 01397100 |



# Interact Ready

CoreLine Panel Non-office compliant

[www.philips.com/interact-ready](http://www.philips.com/interact-ready)




1 PACK

|     | Product Type                               | LED  | Lumen Output | Efficiency | Dimmable | CRI | Color Temp. | UGR | IP rating | IK rating | Warranty | 12NC         | EOC code |
|-----|--|------|--------------|------------|----------|-----|-------------|-----|-----------|-----------|----------|--------------|----------|
|     |  | W    | lm           | lm/W       |          |     | K           |     |           |           | Years    |              |          |
| NEW | 1 RC132V G5 34S/830 WIA W60L60 NOC         | 28.5 | 3400         | 120        | Wireless | ≥80 | 3000        | 22  | IP20/44   | IK03      | 5        | 911401857684 | 95363500 |
| NEW | 1 RC132V G5 34S/830 WIA W60L60 NOC W3      | 28.5 | 3400         | 120        | Wireless | ≥80 | 3000        | 22  | IP20/44   | IK03      | 5        | 911401858584 | 95372700 |
| NEW | 2 RC132V G5 36S/840 WIA W30L120 NOC        | 28.5 | 3600         | 125        | Wireless | ≥80 | 4000        | 22  | IP20/44   | IK03      | 5        | 911401857884 | 95365900 |
| NEW | 1 RC132V G5 36S/840 WIA W60L60 NOC         | 28.5 | 3600         | 125        | Wireless | ≥80 | 4000        | 22  | IP20/44   | IK03      | 5        | 911401857784 | 95364200 |
| NEW | 1 RC132V G5 36S/840 WIA W60L60 NOC W3      | 28.5 | 3600         | 125        | Wireless | ≥80 | 4000        | 22  | IP20/44   | IK03      | 5        | 911401858684 | 95373400 |
|     | 3 RC132V G4 LED34S/830 WIA W60L60 NOC W3   | 29   | 3400         | -          | Wireless | -   | -           | -   | -         | -         | -        | 910505101292 | -        |
|     | 3 RC132V G4 LED36S/840 WIA W60L60 NOC      | 29   | 3600         | 123        | Wireless | ≥80 | 4000        | 23  | IP20/44   | IK03      | 5        | 910505101278 | 97586900 |
|     | 3 RC133V G4 LED36S/840 WIA W62L62 NOC      | 29   | 3600         | -          | Wireless | -   | -           | -   | -         | -         | -        | 910505101284 | -        |
| NEW | 1 RC132V G5 36S/840 WIA W60L60 NOC ELB3    | 34   | 3600         | 107        | Wireless | ≥80 | 4000        | 22  | IP20/44   | IK03      | 5        | 910505102367 | 01387200 |
| NEW | 1 RC132V G5 36S/840 WIA W60L60 NOC ELB3 W4 | 34   | 3600         | 107        | Wireless | ≥80 | 4000        | 22  | IP20/44   | IK03      | 5        | 910505102370 | 01390200 |
| NEW | 1 RC132V G5 43S/840 WIA W60L60 NOC ELB3    | 34   | 4300         | 128        | Wireless | ≥80 | 4000        | 22  | IP20/44   | IK03      | 5        | 910505102369 | 01389600 |
| NEW | 1 RC132V G5 43S/840 WIA W60L60 NOC ELB3 W4 | 34   | 4300         | 128        | Wireless | ≥80 | 4000        | 22  | IP20/44   | IK03      | 5        | 910505102373 | 01393300 |
| NEW | 1 RC132V G5 43S/840 WIA W60L60 NOC W3      | 34.5 | 4300         | 125        | Wireless | ≥80 | 4000        | 22  | IP20/44   | IK03      | 5        | 911401858784 | 95374100 |
|     | 3 RC132V G4 LED43S/840 WIA W60L60 NOC W3   | 34.5 | 4300         | -          | Wireless | -   | -           | -   | -         | -         | -        | 910505101297 | -        |

# Interact Ready

CoreLine Recessed Office compliant


[www.philips.com/interact-ready](http://www.philips.com/interact-ready)



| Product Type                     | LED | Lumen Output | Efficiency | Dimmable | CRI | Color Temp. | UGR | 12NC         | EOC code |
|----------------------------------|-----|--------------|------------|----------|-----|-------------|-----|--------------|----------|
|                                  | W   | lm           | lm/W       |          |     |             |     |              |          |
| RC136B 40S/830 WIA W60L60 OC     | 31  | 4000         | 135        | Wireless | ≥80 | 3000        | 19  | 911401896681 | 51504800 |
| RC136B 40S/830 WIA W60L60 OC W3  | 31  | 4000         | 135        | Wireless | ≥80 | 3000        | 19  | 911401867482 | 53239700 |
| RC136B 43S/840 WIA W30L120 OC    | 31  | 4300         | 140        | Wireless | ≥80 | 4000        | 19  | 911401867382 | 53238000 |
| RC136B 43S/840 WIA W30L120 OC W3 | 31  | 4300         | 140        | Wireless | ≥80 | 4000        | 19  | 911401867682 | 53241000 |
| RC136B 43S/840 WIA W60L60 OC     | 31  | 4300         | 140        | Wireless | ≥80 | 4000        | 19  | 911401896781 | 51505500 |
| RC136B 43S/840 WIA W60L60 OC W3  | 31  | 4300         | 140        | Wireless | ≥80 | 4000        | 19  | 911401867582 | 53240300 |

CoreLine Surface-mounted Office compliant

[www.philips.com/interact-ready](http://www.philips.com/interact-ready)



| Product Type                     | LED | Lumen Output | Efficiency | Dimmable | CRI | Color Temp. | UGR | 12NC         | EOC code |
|----------------------------------|-----|--------------|------------|----------|-----|-------------|-----|--------------|----------|
|                                  | W   | lm           | lm/W       |          |     |             |     |              |          |
| SM136V 40S/830 WIA W20L120 OC    | 31  | 4000         | 135        | Wireless | ≥80 | 3000        | 19  | 911401896681 | 51506200 |
| SM136V 40S/830 WIA W20L120 OC W3 | 31  | 4000         | 135        | Wireless | ≥80 | 3000        | 19  | 911401867782 | 53242700 |
| SM136V 40S/830 WIA W20L150 OC    | 31  | 4000         | 135        | Wireless | ≥80 | 3000        | 19  | 911401897081 | 51508600 |
| SM136V 43S/840 WIA W20L120 OC    | 31  | 4300         | 140        | Wireless | ≥80 | 4000        | 19  | 911401896981 | 51507900 |
| SM136V 43S/840 WIA W20L120 OC W3 | 31  | 4300         | 140        | Wireless | ≥80 | 4000        | 19  | 911401867882 | 53243400 |
| SM136V 43S/840 WIA W20L150 OC    | 31  | 4300         | 140        | Wireless | ≥80 | 4000        | 19  | 911401897181 | 51509300 |

# Interact Ready

CoreLine Waterproof

[www.philips.com/interact-ready](http://www.philips.com/interact-ready)



| Product Type                        | LED | Lumen Output | Efficiency | Dimmable | CRI | Color Temp. | UGR | 12NC         | EOC code |
|-------------------------------------|-----|--------------|------------|----------|-----|-------------|-----|--------------|----------|
|                                     | W   | lm           | lm/W       |          |     | K           |     |              |          |
| WT120C G2 LED40S/840 WIA L1200      | 30  | 4000         | 133        | Wireless | >80 | 4000        | 25  | 910505101269 | 97576000 |
| WT120C G2 LED40S/840 WIA TW3 L1200  | 30  | 4000         | 133        | Wireless | >80 | 4000        | 25  | 910505101273 | 97580700 |
| WT120C G2 LED40S/840 WIA ELB3 L1200 | 33  | 4000         | 121        | Wireless | >80 | 4000        | 25  | 910505101270 | 97577700 |
| WT120C G2 LED65S/840 WIA L1500      | 45  | 6500         | 144        | Wireless | >80 | 4000        | 25  | 910505101271 | 97578400 |
| WT120C G2 LED65S/840 WIA TW3 L1500  | 46  | 6500         | 141        | Wireless | >80 | 4000        | 25  | 910505101274 | 97581400 |
| WT120C G2 LED65S/840 WIA ELB3 L1500 | 48  | 6500         | 135        | Wireless | >80 | 4000        | 25  | 910505101272 | 97579100 |
| WT120C G2 LED80S/840 WIA TW3 L1500  | 60  | 8000         | 133        | Wireless | >80 | 4000        | 25  | 910505103015 | 96536200 |
| WT120C G2 LED80S/840 WIA L1500      | 61  | 8000         | 131        | Wireless | >80 | 4000        | 25  | 910505103013 | 96534800 |
| WT120C G2 LED80S/840 WIA ELB3 L1500 | 67  | 8000         | 119        | Wireless | >80 | 4000        | 25  | 910505103014 | 96535500 |

CoreLine Wall-mounted

[www.philips.com/interact-ready](http://www.philips.com/interact-ready)



| Product Type                  | LED  | Lumen Output | Efficiency | Beam Angle | Dimmable | CRI | Color Temp. | UGR | 12NC         | EOC code |
|-------------------------------|------|--------------|------------|------------|----------|-----|-------------|-----|--------------|----------|
|                               | W    | lm           | lm/W       | °          |          |     | K           |     |              |          |
| WL140V LED20S/830 WIA WH      | 22   | 2100         | 95         | 120        | Wireless | >80 | 3000        | 24  | 910505101546 | 97860000 |
| WL140V LED20S/840 WIA WH      | 22   | 2200         | 100        | 120        | Wireless | >80 | 4000        | 24  | 910505101547 | 97861700 |
| WL140V LED20S/830 WIA ELB3 WH | 25   | 2100         | 84         | 120        | Wireless | >80 | 3000        | 24  | 910505101562 | 97876100 |
| WL140V LED20S/840 WIA ELB3 WH | 25   | 2200         | 88         | 120        | Wireless | >80 | 4000        | 24  | 910505101563 | 97877800 |
| WL140V LED34S/830 WIA WH      | 35.5 | 3350         | 94         | 120        | Wireless | >80 | 3000        | 25  | 910505101548 | 97862400 |
| WL140V LED34S/840 WIA WH      | 35.5 | 3400         | 95         | 120        | Wireless | >80 | 4000        | 25  | 910505101549 | 97863100 |
| WL140V LED34S/830 WIA ELB3 WH | 38.5 | 3350         | 87         | 120        | Wireless | >80 | 3000        | 25  | 910505101564 | 97878500 |
| WL140V LED34S/840 WIA ELB3 WH | 38.5 | 3400         | 88         | 120        | Wireless | >80 | 4000        | 25  | 910505101565 | 97879200 |



# Interact Ready

CoreLine Batten


[www.philips.com/interact-ready](http://www.philips.com/interact-ready)



| Product Type                | LED | Lumen Output | Efficiency | Dimmable | CRI | Color Temp. | UGR | 12NC         | EOC code |
|-----------------------------|-----|--------------|------------|----------|-----|-------------|-----|--------------|----------|
|                             | W   | lm           | lm/W       |          |     | K           |     |              |          |
| BN126C LED41S/840 WIA L1200 | 34  | 4100         | 121        | Wireless | >80 | 4000        | 26  | 910505103380 | 10043500 |
| BN126C LED52S/840 WIA L1500 | 44  | 5200         | 118        | Wireless | >80 | 4000        | 26  | 910505103381 | 10044200 |
| BN126C LED60S/830 WIA L1200 | 54  | 6000         | 111        | Wireless | >80 | 3000        | 26  | 910505103401 | 10063300 |
| BN126C LED64S/840 WIA L1200 | 54  | 6400         | 119        | Wireless | >80 | 4000        | 26  | 910505103372 | 10022000 |
| BN126C LED74S/830 WIA L1500 | 64  | 7400         | 116        | Wireless | >80 | 3000        | 26  | 910505103375 | 10229300 |
| BN126C LED80S/840 WIA L1500 | 64  | 8000         | 125        | Wireless | >80 | 4000        | 26  | 910505103374 | 10026800 |

CoreLine SlimDownlight

[www.philips.com/interact-ready](http://www.philips.com/interact-ready)




| Product Type               | LED  | Lumen Output | Efficiency | Beam Angle | Dimmable | CRI | Color Temp. | UGR | 12NC         | EOC code |
|----------------------------|------|--------------|------------|------------|----------|-----|-------------|-----|--------------|----------|
|                            | W    | lm           | lm/W       | °          |          |     | K           |     |              |          |
| DN145B LED10S/830 WIA-E WH | 13   | 1100         | 93         | 120        | Wireless | >80 | 3000        | 28  | 910505101195 | 97638599 |
| DN145B LED10S/840 WIA-E WH | 13   | 1100         | 93         | 120        | Wireless | >80 | 4000        | 28  | 910505101196 | 97640899 |
| DN145B LED20S/830 WIA-E WH | 22.5 | 2100         | 93         | 120        | Wireless | >80 | 3000        | 28  | 910505101197 | 97642299 |
| DN145B LED20S/840 WIA-E WH | 22.5 | 2100         | 93         | 120        | Wireless | >80 | 4000        | 28  | 910505101198 | 97644699 |

# Interact Ready

General lighting downlights

[www.philips.com/interact-ready](http://www.philips.com/interact-ready)



|     | Product Type                         | LED  | Lumen Output | Efficiency | Dimmable | CRI | Color Temp. | UGR | 12NC         | EOC code |
|-----|--------------------------------------|------|--------------|------------|----------|-----|-------------|-----|--------------|----------|
|     |                                      | W    | lm           | lm/W       |          |     | K           |     |              |          |
| NEW | DN142B 20S/830 WIA-E UGR19 IP54      | 20.1 | 2250         | 111        | Wireless | ≥80 | 3000        | 19  | 910505103612 | 10912400 |
| NEW | DN142B 20S/840 WIA-E WVR IP54        | 20.1 | 2000         | 117        | Wireless | ≥80 | 4000        | 25  | 910505103613 | 10913100 |
| NEW | DN142B 20S/830 WIA-E WVR ELB3 IP54   | 24.5 | 2350         | 95         | Wireless | ≥80 | 3000        | 25  | 910505103615 | 10915500 |
| NEW | DN142B 20S/840 WIA-E UGR19 ELB3 IP54 | 24.5 | 2250         | 91         | Wireless | ≥80 | 4000        | 19  | 910505103618 | 10918600 |
| NEW | DN142B 20S/840 WIA-E WVR ELB3 IP54   | 24.5 | 2350         | 95         | Wireless | ≥80 | 4000        | 25  | 910505103617 | 10917900 |

## CoreLine Highbay Gen5

[www.philips.com/interact-ready](http://www.philips.com/interact-ready)



|  | Product Type                    | LED | Lumen Output | Efficiency | Dimmable | CRI | Color Temp. | UGR | Motion/Daylight sensor | 12NC         | EOC code |
|--|---------------------------------|-----|--------------|------------|----------|-----|-------------|-----|------------------------|--------------|----------|
|  |                                 | W   | lm           | lm/W       |          |     | K           |     |                        |              |          |
|  | BY122X G5 LED105S/840 SIA NB H4 | 72  | 10.500       | 146        | Wireless | >80 | 4000        | 22  | No                     | 911401631608 | 95590500 |
|  | BY122X G5 LED105S/840 SIA WB H4 | 72  | 10.500       | 146        | Wireless | >80 | 4000        | 25  | No                     | 911401631708 | 95591200 |
|  | BY122X G5 LED200S/840 SIA NB H4 | 133 | 20.000       | 150        | Wireless | >80 | 4000        | 22  | No                     | 911401631808 | 95592900 |
|  | BY122X G5 LED200S/840 SIA WB H4 | 133 | 20.000       | 150        | Wireless | >80 | 4000        | 25  | No                     | 911401631908 | 95593600 |
|  | BY122X G5 LED250S/840 SIA NB H4 | 166 | 25.000       | 151        | Wireless | >80 | 4000        | 22  | No                     | 911401632008 | 95594300 |
|  | BY122X G5 LED250S/840 SIA WB H4 | 166 | 25.000       | 151        | Wireless | >80 | 4000        | 25  | No                     | 911401632108 | 95595000 |
|  | BY122X G5 LED300S/840 SIA NB H4 | 203 | 30.000       | 148        | Wireless | >80 | 4000        | 22  | No                     | 911401633008 | 95604900 |
|  | BY122X G5 LED300S/840 SIA WB H4 | 203 | 30.000       | 148        | Wireless | >80 | 4000        | 25  | No                     | 911401633108 | 95605600 |



# Interact Ready

CoreLine Recessed Spot gen2

[www.philips.com/interact-ready](http://www.philips.com/interact-ready)



| Product Type                        | LED | Lumen Output | Efficiency | Beam Angle | Dimmable | CRI | Color Temp. | UGR | 12NC         | EOC code |
|-------------------------------------|-----|--------------|------------|------------|----------|-----|-------------|-----|--------------|----------|
|                                     | W   | lm           | lm/W       | °          |          |     | K           |     |              |          |
| RS151B LED12-WB-/830 D78 WIA PI6 WH | 12  | 1280         | 106        | 120        | Wireless | >80 | 3000        | 24  | 911401898582 | 54822099 |
| RS151B LED12-WB-/840 D78 WIA PI6 WH | 12  | 1320         | 110        | 120        | Wireless | >80 | 4000        | 24  | 911401898682 | 54823799 |
| RS156B LED12-WB-/830 D68 WIA PI6 WH | 12  | 1300         | 108        | 120        | Wireless | >80 | 3000        | 33  | 911401821984 | 94093299 |
| RS156B LED12-WB-/840 D68 WIA PI6 WH | 12  | 1380         | 115        | 120        | Wireless | >80 | 4000        | 33  | 911401822084 | 94094999 |

# Interact Ready

MasterConnect LEDspot GU10

[www.philips.com/interact-ready](http://www.philips.com/interact-ready)



interact ready.



|     | Product Type                       | LED | Lumen Output | Efficiency | Luminous Intensity | Beam Angle | Dimmable     | CRI | Color Temp. | Lifetime | Lamp diameter | Total length | EEL | 12NC         | EOC code |
|-----|------------------------------------|-----|--------------|------------|--------------------|------------|--------------|-----|-------------|----------|---------------|--------------|-----|--------------|----------|
|     |                                    | W   | lm           | lm/W       | cd                 | °          |              |     | K           | Hrs.     |               |              |     |              |          |
| NEW | MC LEDspot IA 4.7-50W GU10 927 36D | 4.7 | 345          | 73         | 500                | 36         | Wireless Dim | 90  | 2700        | 25.000   | 50            | 100          | F   | 929002253702 | 69392300 |
| NEW | MC LEDspot IA 4.7-50W GU10 930 36D | 4.7 | 345          | 73         | 500                | 36         | Wireless Dim | 90  | 3000        | 25.000   | 50            | 100          | F   | 929002253802 | 69394700 |
| NEW | MC LEDspot IA 4.7-50W GU10 940 36D | 4.7 | 345          | 73         | 500                | 36         | Wireless Dim | 90  | 4000        | 25.000   | 50            | 100          | F   | 929002253902 | 69396100 |

MasterConnect LEDtube EM/mains T8

[www.philips.com/interact-ready](http://www.philips.com/interact-ready)



interact ready.



|  | Product Type                      | Traditional | LED | Lumen Output | Efficiency | Beam Angle | Dimmable     | CRI | Color Temp. | Lifetime | Lamp diameter | Total length | EEL | 12NC         | EOC code |
|--|-----------------------------------|-------------|-----|--------------|------------|------------|--------------|-----|-------------|----------|---------------|--------------|-----|--------------|----------|
|  |                                   | W           | W   | lm           | lm/W       | °          |              |     | K           | Hrs.     |               |              |     |              |          |
|  | MC LEDtube IA 600mm HO 7W840 T8   | 18          | 7   | 1050         | 150        | 160        | Wireless Dim | 83  | 4000        | 60.000   | 25.8          | 600          | D   | 929002295302 | 71748300 |
|  | MC LEDtube IA 600mm HO 7W865 T8   | 18          | 7   | 1050         | 150        | 160        | Wireless Dim | 83  | 6500        | 60.000   | 25.8          | 600          | D   | 929002295402 | 71750600 |
|  | MC LEDtube IA 1200mm UO 16W840 T8 | 36          | 16  | 2500         | 156        | 160        | Wireless Dim | 83  | 4000        | 60.000   | 25.8          | 1,200        | D   | 929002210402 | 66970600 |
|  | MC LEDtube IA 1200mm UO 16W865 T8 | 36          | 16  | 2500         | 156        | 160        | Wireless Dim | 83  | 6500        | 60.000   | 25.8          | 1,200        | D   | 929002210502 | 66972000 |
|  | MC LEDtube IA 1500mm UO 25W840 T8 | 58          | 25  | 3700         | 148        | 160        | Wireless Dim | 83  | 4000        | 60.000   | 25.8          | 1,500        | D   | 929002210802 | 66976800 |
|  | MC LEDtube IA 1500mm UO 25W865 T8 | 58          | 25  | 3700         | 148        | 160        | Wireless Dim | 83  | 6500        | 60.000   | 25.8          | 1,500        | D   | 929002210902 | 66978200 |

# Interact Ready

Indoor Accessories

[www.philips.com/interact-ready](http://www.philips.com/interact-ready)



10 / 20 / 50 / 1 PACK

| Product Type                             | Dimmable | 12NC         | EOC code |
|--|----------|--------------|----------|
| OCC SENSOR IA CM IP42 WH                 | Wireless | 929001819002 | 77752700 |
| OCC-DL SENSOR IA CM IP42 WH              | Wireless | 929001819102 | 77754100 |
| Interact Ready RF DALI Connector         | Wireless | 913701047003 | 26616200 |
| LCN1840/05 Interact Pro wireless gateway | Wireless | 913701037703 | 77579000 |
| LCN3110/05 OCC SENSOR IA CM IP65 WH      | Wireless | 913701043903 | 74542400 |
| LCN3120/05 OCC-DL SENSOR IA CM IP65 WH   | Wireless | 913701044003 | 74545500 |
| UID8480/10 ZGP Switch Dim 4B             | Wireless | 913701055803 | 27380100 |



# Philips CoreLine

Performance

## Industry

interact ready.

Now up to 100K hrs lifetime\*



CoreLine highbay gen5

interact ready.



CoreLine trunking

interact ready.



CoreLine highbay\*\*

interact ready.



Now up to 100K hrs lifetime\*



CoreLine waterproof

interact ready.



Now up to 100K hrs lifetime\*



CoreLine batten

CoreLine Value highbay



CoreLine tubular waterproof

## Office

interact ready.



Now up to 100K hrs lifetime\*



CoreLine recessed

interact ready.



Now up to 100K hrs lifetime\*



CoreLine panel

interact ready.



Now up to 100K hrs lifetime\*



CoreLine surface-mounted

interact ready.



Now up to 100K hrs lifetime\*



CoreLine tubular waterproof

interact ready.



CoreLine downlight

interact ready.



Now up to 100K hrs lifetime\*



CoreLine slim downlight

interact ready.



Now up to 100K hrs lifetime\*



CoreLine FastSet

## Parking

interact ready.



Now up to 100K hrs lifetime\*



CoreLine wall-mounted

interact ready.



Now up to 100K hrs lifetime\*



CoreLine waterproof

interact ready.



Now up to 100K hrs lifetime\*



CoreLine batten

## Retail

interact ready.



CoreLine recessed spot

interact ready.



Now up to 100K hrs lifetime\*



CoreLine slim downlight

## Outdoor



CoreLine Malaga



CoreLine Tempo

\* Only available for selected products, please check the product information on the following pages  
 \*\* Available only until stock lasts

# Real pros bring lighting to new levels

The Philips CoreLine range is the reference for innovative good quality, easy-to-use lighting solutions for every project where light really matters

When lighting really matters, you want to offer your customers the absolute best in quality and choice. Philips CoreLine gives you all that and more with a full range of easy-to-install LED luminaires for every application and situation. All CoreLine luminaires are easy to handle and install – which makes total sense, because the quicker you can finish an installation, the sooner you can move onto the next job. And more installations mean more turnover.

## Available in the Philips CoreLine range



Our latest addition to the Philips CoreLine family, the CoreLine All-in luminaires, integrate up to 9 codes in a single luminaire by offering the MultiLumen and/or Multi ColorTemp feature. Enjoy unparalleled flexibility on-site at the flip of a switch.



Interact Ready luminaires include integrated wireless communications, and are fully compatible with gateways, sensors and software to set up a smart lighting system.

Enjoy more performance and variety with Philips CoreLine – the complete range of high-quality LED lighting that's setting the reference in the market.

Now up to  
**100K** hrs  
lifetime\*



### Innovative

CoreLine luminaires are Interact Ready and work seamlessly with the intuitive Interact Pro app and dashboard.



### Easy-to-install

The efficient design of CoreLine LED luminaires enables replacement of existing lights, with no need for expensive re-wiring or new ceiling configurations.



### High-quality

At the heart of CoreLine's high-quality light is LED technology. Its long lifetime enables you to meet every demand and provide the best lighting solution.

\* Only available for selected products, please check the product information on the following pages

Contents

Interact Ready

CoreLine

Ledinaire

LED spots

LED bulbs

LED candles & lusters

LED tubes

LED PL-lamps

TrueForce



# New: Philips CoreLine All-in

## All you need for maximum installation flexibility

CoreLine All-in luminaires integrate up to 9 codes in a single luminaire by combining up to 3 color temperatures and 3 lumen outputs. Enjoy unparalleled flexibility on-site at the flip of a switch.



### Here's how it works

- The lumen output and/or color temperature can be adjusted via an integrated switch.\*
- Multi ColorTemp: 2700K/3000K/3500K/4000K/6500K\*
- Multi Lumen: 1,200/2,000 lm, 2,000/3,400 lm, 2,500/4,100/6,400 lm, 2,700/4,500 lm, 2,800/3,400/4,000 lm, 3,100/3,600/4,300 lm, 3,100/3,700/4,300 lm, 3,500/5,200/8,000 lm, 3,700/6,000 lm\*



### Your benefits

- Reduced risk of selecting the wrong luminaire. Just change the setting on location to fit the requirements.
- Fast installation with quick connectors.
- Perfect for maintenance: Pick the right setting on-site while changing luminaires or adjust after installation.
- All-in luminaires fulfill our highest standards to give you peace of mind.

\* Depending on product.



# Philips CoreLine downlight

Product highlight

The perfect downlight for use in general lighting applications

- Interact Ready version: integrated wireless antenna for use with Interact Pro app and dashboard
- Office-compliant versions available (UGR19)
- Two sizes and lumen outputs available: Ø 150 mm/1,200 lm; Ø 200 mm/2,350 lm
- Reliable DALI
- IP54 and emergency lighting versions optionally available
- External driver
- Lifetime: 50,000 hours (at L80)
- Up to 120 lm/W



interact ready.



White reflector



Aluminum reflector (UGR19)

# Designed with one thing in mind: you.

You know what really matters on the job. Fast and easy installation, right? You want to be in and out, quickly, efficiently and professionally. The CoreLine range has been designed to help you do exactly that.


## No tools, no nonsense

Making your life extra easy is the 3-pole push-in connector: simply detach, wire and re-connect with the luminaire. It comes with a through wiring option for more flexibility and can be found in CoreLine recessed spots, panels, recessed and surface-mounted luminaires and battens.

Other luminaires, such as the CoreLine projectors and highbays, have preassembled connectors, so installation is as quick and straightforward as plug and play.



Preassembled connector



## Easy handling

Here's just a few examples of how we constantly improve our CoreLine luminaires to make them more pleasant to handle:


- Longer sliders and improved locks for easier opening and closing (CoreLine waterproof)
- Light weight and compact size (recessed spot and highbay)
- Modular design for easy replacement of modules or accessories (recessed spot)
- Robust details – such as the metal hinge of the CoreLine projector
- No sharp edges on the panel, recessed and surface-mounted luminaires

# CoreLine LED luminaires

Philips CoreLine offers a full range of LED lighting solutions that keeps installation time to a minimum, while saving a maximum of energy. Whether old or new, optimal lighting can transform a building into something truly special and turn it into a place where people enjoy working and living. Give your customers that “wow” moment with Philips CoreLine: the complete range of high quality LED lighting that’s setting the reference in the market. Because when light really matters, you don’t want to take a chance.

## CoreLine Panel Office compliant

[www.philips.com/coreline](http://www.philips.com/coreline)




|     | Product Type                               | LED  | Lumen Output | Efficiency | Dimmable | CRI | Color Temp. | UGR | IP rating | IK rating | Warranty | 12NC         | EOC code |
|-----|--|------|--------------|------------|----------|-----|-------------|-----|-----------|-----------|----------|--------------|----------|
|     |  | W    | lm           | lm/W       |          | ≥   | K           |     |           |           | Years    |              |          |
| NEW | 1 RC132V G5 34S/830 PSD W30L120 OC         | 28.5 | 3400         | 120        | Yes      | ≥80 | 3000        | 19  | IP20/44   | IK03      | 5        | 911401841884 | 95012200 |
| NEW | 1 RC132V G5 34S/830 PSD W30L120 OC W5      | 28.5 | 3400         | 120        | Yes      | ≥80 | 3000        | 19  | IP20/44   | IK03      | 5        | 911401843484 | 95028300 |
| NEW | 2 RC132V G5 34S/830 PSD W60L60 OC          | 28.5 | 3400         | 120        | Yes      | ≥80 | 3000        | 19  | IP20/44   | IK03      | 5        | 911401841484 | 95008500 |
| NEW | 2 RC132V G5 34S/830 PSD W60L60 OC W5       | 28.5 | 3400         | 120        | Yes      | ≥80 | 3000        | 19  | IP20/44   | IK03      | 5        | 911401843284 | 95026900 |
| NEW | 2 RC132V G5 34S/830 PSU W60L60 OC          | 28.5 | 3400         | 120        | No       | ≥80 | 3000        | 19  | IP20/44   | IK03      | 5        | 911401841084 | 95004700 |
| NEW | 2 RC132V G5 34S/830 PSU W60L60 OC W3       | 28.5 | 3400         | 120        | No       | ≥80 | 3000        | 19  | IP20/44   | IK03      | 5        | 911401842884 | 95022100 |
| NEW | 1 RC132V G5 36S/840 PSD W30L120 OC         | 28.5 | 3600         | 125        | Yes      | ≥80 | 4000        | 19  | IP20/44   | IK03      | 5        | 911401841984 | 95013900 |
| NEW | 1 RC132V G5 36S/840 PSD W30L120 OC W5      | 28.5 | 3600         | 125        | Yes      | ≥80 | 4000        | 19  | IP20/44   | IK03      | 5        | 911401843584 | 95029000 |
| NEW | 2 RC132V G5 36S/840 PSD W60L60 OC          | 28.5 | 3600         | 125        | Yes      | ≥80 | 4000        | 19  | IP20/44   | IK03      | 5        | 911401841584 | 95009200 |
| NEW | 2 RC132V G5 36S/840 PSD W60L60 OC TP(a)    | 28.5 | 3600         | 125        | Yes      | ≥80 | 4000        | 19  | IP20/44   | IK03      | 5        | 911401859384 | 95380200 |
| NEW | 2 RC132V G5 36S/840 PSD W60L60 OC W5       | 28.5 | 3600         | 125        | Yes      | ≥80 | 4000        | 19  | IP20/44   | IK03      | 5        | 911401843384 | 95027600 |
| NEW | 3 RC132V G5 36S/840 PSU W30L120 OC         | 28.5 | 3600         | 125        | No       | ≥80 | 4000        | 19  | IP20/44   | IK03      | 5        | 911401841384 | 95007800 |
| NEW | 1 RC132V G5 36S/840 PSU W30L120 OC W3      | 28.5 | 3600         | 125        | No       | ≥80 | 4000        | 19  | IP20/44   | IK03      | 5        | 911401843084 | 95024500 |
| NEW | 2 RC132V G5 36S/840 PSU W60L60 OC          | 28.5 | 3600         | 125        | No       | ≥80 | 4000        | 19  | IP20/44   | IK03      | 5        | 911401841184 | 95005400 |
| NEW | 2 RC132V G5 36S/840 PSU W60L60 OC W3       | 28.5 | 3600         | 125        | No       | ≥80 | 4000        | 19  | IP20/44   | IK03      | 5        | 911401842984 | 95023800 |
| NEW | 4 RC133V G5 36S/840 PSD W62L62 OC          | 28.5 | 3600         | 125        | Yes      | ≥80 | 4000        | 19  | IP20/44   | IK03      | 5        | 911401841784 | 95011500 |
| NEW | 4 RC133V G5 36S/840 PSU W62L62 OC          | 28.5 | 3600         | 125        | No       | ≥80 | 4000        | 19  | IP20/44   | IK03      | 5        | 911401841284 | 95006100 |
|     | 5 RC133V G4 LED36S/840 PSU W62L62 OC       | 29   | 3600         | -          | -        | -   | -           | -   | -         | -         | -        | 911401878780 | -        |
| NEW | 4 RC133V G5 34S/830 PSED W62L62 OC         | 30   | 3400         | 113        | Yes      | ≥80 | 3000        | 19  | IP20/44   | IK03      | 5        | 910505102357 | 01377300 |
| NEW | 4 RC133V G5 36S/840 PSED W62L62 OC         | 30   | 3600         | 120        | Yes      | ≥80 | 4000        | 19  | IP20/44   | IK03      | 5        | 910505102356 | 01376600 |
|     | 6 RC132V G4 LED36S/840 PSD W30L120 OC ELB3 | 33   | 3600         | -          | -        | -   | -           | -   | -         | -         | -        | 910505100537 | -        |
|     | 6 RC132V G4 LED36S/840 PSU W30L120 OC ELB3 | 33   | 3600         | -          | -        | -   | -           | -   | -         | -         | -        | 910505100536 | -        |
| NEW | 2 RC132V G5 34S/830 PSD W60L60 OC ELB3     | 34   | 3400         | 100        | Yes      | ≥80 | 3000        | 19  | IP20/44   | IK03      | 5        | 910505102354 | 01374200 |
| NEW | 1 RC132V G5 36S/840 PSD W30L120 OC ELB3    | 34   | 3600         | 106        | Yes      | ≥80 | 4000        | 19  | IP20/44   | IK03      | 5        | 910505102350 | 01370400 |
| NEW | 1 RC132V G5 36S/840 PSD W30L120OCELB3W4W2  | 34   | 3600         | 106        | Yes      | ≥80 | 4000        | 19  | IP20/44   | IK03      | 5        | 910505102363 | 01383400 |



# CoreLine LED luminaires

CoreLine Panel Office compliant - Continued


[www.philips.com/coreline](http://www.philips.com/coreline)



|     | Product Type                               | LED       | Lumen Output   | Efficiency | Dimmable | CRI | Color Temp. | UGR | 12NC         | EOC code |
|-----|--|-----------|----------------|------------|----------|-----|-------------|-----|--------------|----------|
|     |  | W         | lm             | lm/W       |          |     | K           |     |              |          |
| NEW | 1 RC132V G5 36S/840 PSD W60L60 OC ELB3     | 34        | 3600           | 106        | Yes      | ≥80 | 4000        | 19  | 910505102347 | 01367400 |
| NEW | 1 RC132V G5 36S/840 PSD W60L60 OC ELB3W4W2 | 34        | 3600           | 106        | Yes      | ≥80 | 4000        | 19  | 910505102360 | 01380300 |
| NEW | 1 RC132V G5 36S/840 PSD W60L60 OCTP(a)ELB3 | 34        | 3600           | 106        | No       | ≥80 | 4000        | 19  | 910505102352 | 01372800 |
| NEW | 2 RC132V G5 36S/840 PSU W30L120 OC ELB3    | 34        | 3600           | 106        | No       | ≥80 | 4000        | 19  | 910505102349 | 01369800 |
| NEW | 3 RC132V G5 36S/840 PSU W30L120 OC ELB3 W4 | 34        | 3600           | 106        | No       | ≥80 | 4000        | 19  | 910505102362 | 01382700 |
| NEW | 1 RC132V G5 36S/840 PSU W60L60 OC ELB3     | 34        | 3600           | 106        | No       | ≥80 | 4000        | 19  | 910505102348 | 01368100 |
| NEW | 1 RC132V G5 36S/840 PSU W60L60 OC ELB3W4   | 34        | 3600           | 106        | No       | ≥80 | 4000        | 19  | 910505102359 | 01379700 |
| NEW | 4 RC132V G5 29_34_40S/830 PSD W60L60 OC    | 34.5-24.5 | 2900-3400-4000 | 120        | Yes      | ≥80 | 3000        | 19  | 911401844284 | 95036800 |
| NEW | 5 RC132V G5 29_34_40S/830 PSU W60L60 OC    | 34.5-24.5 | 2900-3400-4000 | 120        | No       | ≥80 | 3000        | 19  | 911401843684 | 95030600 |
| NEW | 6 RC132V G5 31_36_43S/840 PSD W60L60 OC    | 34.5-24.5 | 3100-3600-4300 | 125        | Yes      | ≥80 | 4000        | 19  | 911401844384 | 95037500 |
| NEW | 7 RC132V G5 31_36_43S/840 PSU W60L60 OC    | 34.5-24.5 | 3100-3600-4300 | 125        | No       | ≥80 | 4000        | 19  | 911401843784 | 95031300 |
| NEW | 1 RC132V G5 36S/940 PSD W60L60 OC          | 34.5      | 3600           | 104        | Yes      | ≥90 | 4000        | 19  | 911401842384 | 95017700 |
| NEW | 2 RC132V G5 36S/940 PSU W30L120 OC         | 34.5      | 3600           | 104        | No       | ≥90 | 4000        | 19  | 911401842284 | 95016000 |
| NEW | 1 RC132V G5 36S/940 PSU W60L60 OC          | 34.5      | 3600           | 104        | No       | ≥90 | 4000        | 19  | 911401842184 | 95015300 |

CoreLine Panel Office compliant - Continued

[www.philips.com/coreline](http://www.philips.com/coreline)




|     | Product Type                            | LED       | Lumen Output   | Efficiency | Dimmable | CRI | Color Temp. | UGR | IP rating | IK rating | Warranty | 12NC         | EOC code |
|-----|---|-----------|----------------|------------|----------|-----|-------------|-----|-----------|-----------|----------|--------------|----------|
|     |   | W         | lm             | lm/W       |          |     | K           |     |           |           | Years    |              |          |
| NEW | 1 RC133V G5 29_34_40S/830 PSD W62L62 OC | 34.5-24.5 | 2900-3400-4000 | 120        | Yes      | ≥80 | 3000        | 19  | IP20/44   | IK03      | 5        | 911401844484 | 95038200 |
| NEW | 2 RC133V G5 29_34_40S/830 PSU W62L62 OC | 34.5-24.5 | 2900-3400-4000 | 120        | No       | ≥80 | 3000        | 19  | IP20/44   | IK03      | 5        | 911401843884 | 95032000 |
| NEW | 3 RC133V G5 31_36_43S/840 PSD W62L62 OC | 34.5-24.5 | 3100-3600-4300 | 125        | Yes      | ≥80 | 4000        | 19  | IP20/44   | IK03      | 5        | 911401844584 | 95039900 |
| NEW | 4 RC133V G5 31_36_43S/840 PSU W62L62 OC | 34.5-24.5 | 3100-3600-4300 | 125        | No       | ≥80 | 4000        | 19  | IP20/44   | IK03      | 5        | 911401843984 | 95033700 |
| NEW | 5 RC133V G5 31_36_43S/865 PSU W62L62 OC | 34.5-24.5 | 3100-3600-4300 | 125        | No       | ≥80 | 6500        | 19  | IP20/44   | IK03      | 5        | 911401844084 | 95034400 |
| NEW | 6 RC132V G4 LED40S/830 PSD W60L60 OC    | 35        | 4000           | -          | -        | -   | -           | -   | -         | -         | -        | 911401872082 | -        |
| NEW | 7 RC133V G5 43S/865 PSED W62L62 OC      | 37        | 4300           | 116        | Yes      | ≥80 | 6500        | 19  | IP20/44   | IK03      | 5        | 910505102379 | 01399500 |

# CoreLine LED luminaires

CoreLine Panel Office compliant - Continued

[www.philips.com/coreline](http://www.philips.com/coreline)




|     | Product Type                               | LED     | Lumen Output   | Efficiency | Dimmable | CRI | Color Temp. | UGR | 12NC         | EOC code |
|-----|--|---------|----------------|------------|----------|-----|-------------|-----|--------------|----------|
|     |  | W       | lm             | lm/W       |          |     | K           |     |              |          |
| NEW | 1 RC132V G5 31_36_43S/840 PSD W60L60OCELB3 | 40-28.5 | 3100-3600-4300 | 107        | Yes      | ≥80 | 4000        | 19  | 910505102351 | 01371100 |
| NEW | 1 RC132V G5 31_36_43S/840PSD6060OCELB3W4W2 | 40-28.5 | 3100-3600-4300 | 107        | Yes      | ≥80 | 4000        | 19  | 910505102365 | 01385800 |
| NEW | 2 RC132V G5 31_36_43S/940 PSD W30L120 OC   | 40-28.5 | 3100-3600-4300 | 107        | Yes      | ≥90 | 4000        | 19  | 911401844684 | 95040500 |
| NEW | 1 RC132V G5 43S/940 PSD W60L60 OC          | 40      | 4300           | 107        | Yes      | ≥90 | 4000        | 19  | 911401842484 | 95018400 |
| NEW | 1 RC132V G5 48S/840 PSD W60L60 OC          | 40      | 4800           | 120        | Yes      | ≥80 | 4000        | 19  | 911401841684 | 95010800 |

# CoreLine LED luminaires

CoreLine Panel Non-office compliant

[www.philips.com/coreline](http://www.philips.com/coreline)



|     | Product Type                             | LED       | Lumen Output   | Efficiency | Dimmable | CRI | Color Temp. | UGR | IP rating | IK rating | Warranty | 12NC         | EOC code |
|-----|--|-----------|----------------|------------|----------|-----|-------------|-----|-----------|-----------|----------|--------------|----------|
|     |  | W         | lm             | lm/W       |          |     | K           |     |           |           | Years    |              |          |
| NEW | RC132V G5 345/830 PSU W60L60 NOC         | 28.5      | 3400           | 120        | No       | ≥80 | 3000        | 22  | IP20/44   | IK03      | 5        | 911401840584 | 94999700 |
| NEW | RC132V G5 345/830 PSU W60L60 NOC W3      | 28.5      | 3400           | 120        | No       | ≥80 | 3000        | 22  | IP20/44   | IK03      | 5        | 911401842584 | 95019100 |
| NEW | RC132V G5 365/840 PSU W30L120 NOC        | 28.5      | 3600           | 125        | No       | ≥80 | 4000        | 22  | IP20/44   | IK03      | 5        | 911401840984 | 95003000 |
| NEW | RC132V G5 365/840 PSU W30L120 NOC W3     | 28.5      | 3600           | 125        | No       | ≥80 | 4000        | 22  | IP20/44   | IK03      | 5        | 911401842784 | 95021400 |
| NEW | RC132V G5 365/840 PSU W60L60 NOC         | 28.5      | 3600           | 125        | No       | ≥80 | 4000        | 22  | IP20/44   | IK03      | 5        | 911401840684 | 95000900 |
| NEW | RC132V G5 365/840 PSU W60L60 NOC W3      | 28.5      | 3600           | 125        | No       | ≥80 | 4000        | 22  | IP20/44   | IK03      | 5        | 911401842684 | 95020700 |
| NEW | RC133V G5 345/830 PSU W62L62 NOC         | 28.5      | 3400           | 120        | No       | ≥80 | 3000        | 22  | IP20/44   | IK03      | 5        | 911401840784 | 95001600 |
| NEW | RC133V G5 365/840 PSU W62L62 NOC         | 28.5      | 3600           | 125        | No       | ≥80 | 4000        | 22  | IP20/44   | IK03      | 5        | 911401840884 | 95002300 |
|     | RC133V G4 LED345/830 PSU W62L62 NOC      | 29        | 3400           | -          | -        | -   | -           | -   | -         | -         | -        | 911401878380 | -        |
| NEW | RC132V G5 365/840 PSU W30L120 NOC ELB3   | 34        | 3600           | 106        | No       | ≥80 | 4000        | 22  | IP20/44   | IK03      | 5        | 910505102355 | 01375900 |
| NEW | RC132V G5 365/840 PSU W30L120 NOC ELB3W4 | 34        | 3600           | 106        | No       | ≥80 | 4000        | 22  | IP20/44   | IK03      | 5        | 910505102361 | 01381000 |
| NEW | RC132V G5 365/840 PSU W60L60 NOC ELB3    | 34        | 3600           | 106        | No       | ≥80 | 4000        | 22  | IP20/44   | IK03      | 5        | 910505102353 | 01373500 |
| NEW | RC132V G5 365/840 PSU W60L60 NOC ELB3W4  | 34        | 3600           | 106        | No       | ≥80 | 4000        | 22  | IP20/44   | IK03      | 5        | 910505102358 | 01378000 |
| NEW | RC132V G5 31_36_435/840 PSU W60L60 NOC   | 34.5-24.5 | 3100-3600-4300 | 125        | No       | ≥80 | 4000        | 22  | IP20/44   | IK03      | 5        | 911401844184 | 95035100 |
| NEW | RC132V G5 365/940 PSU W60L60 NOC         | 34.5      | 3600           | 104        | No       | ≥90 | 4000        | 22  | IP20/44   | IK03      | 5        | 911401842084 | 95014600 |

# CoreLine LED luminaires

CoreLine Panel - Accessory

[www.philips.com/coreline](http://www.philips.com/coreline)




10 / 20 PACK

|     | Product Type            | 12NC         | EOC code |
|-----|-------------------------|--------------|----------|
| NEW | ① RC132Z G5 SMB W30L120 | 911401861084 | 95399499 |
| NEW | ② RC132Z G5 SMB W60L60  | 911401860884 | 95397099 |
| NEW | ③ RC132Z G5 SMB-PLC     | 911401861184 | 95403899 |
| NEW | ④ RC132Z G5 SME-3 WH    | 911401861284 | 95407699 |
| NEW | ④ RC132Z G5 SME-4 WH    | 911401861384 | 95408399 |
| NEW | ⑤ RC133Z G5 SMB W62L62  | 911401860984 | 95398799 |

# CoreLine LED luminaires

CoreLine Recessed Office compliant

[www.philips.com/coreline](http://www.philips.com/coreline)




| Product Type                             | LED   | Lumen Output   | Efficiency | Dimmable | CRI | Color Temp. | UGR | 12NC         | EOC code |
|--|-------|----------------|------------|----------|-----|-------------|-----|--------------|----------|
|  | W     | lm             | lm/W       |          |     | K           |     |              |          |
| RC136B 28S_34S_40S/830 PSD W30L120 OC    | 31-22 | 2800-3400-4000 | 130        | Yes      | ≥80 | 3000        | 19  | 911401880881 | 51222100 |
| RC136B 28S_34S_40S/830 PSD W60L60 OC     | 31    | 4000           | 130        | Yes      | ≥80 | 3000        | 19  | 911401880681 | 51220700 |
| RC136B 28S_34S_40S/830 PSD W60L60 OC W5  | 31    | 4000           | 130        | Yes      | ≥80 | 3000        | 19  | 911401881481 | 51228300 |
| RC136B 31S_37S_43S/840 PSD W30L120 OC    | 31-22 | 3100-3700-4300 | 140        | Yes      | ≥80 | 4000        | 19  | 911401880981 | 51223800 |
| RC136B 31S_37S_43S/840 PSD W60L60 OC     | 31-22 | 3100-3700-4300 | 140        | Yes      | ≥80 | 4000        | 19  | 911401880781 | 51221400 |
| RC136B 31S_37S_43S/840 PSD W60L60 OC W5  | 31-22 | 3100-3700-4300 | 140        | Yes      | ≥80 | 4000        | 19  | 911401881581 | 51229000 |
| RC136B 31S_37S_43S/840 PSU W60L60 OC     | 31    | 4300           | 140        | No       | ≥80 | 4000        | 19  | 911401880481 | 51218400 |
| RC136B 31S_37S_43S/840 PSU W60L60 OC W3  | 31    | 4300           | 140        | No       | ≥80 | 4000        | 19  | 911401881281 | 51226900 |
| RC136B 28S_34S_40S/830 PSD W30L120OCELB3 | 34    | 4000           | 118        | Yes      | ≥80 | 3000        | 19  | 910505101244 | 97551700 |
| RC136B 31S_37S_43S/840 PSD W30L120OCELB3 | 34    | 4300           | 126        | Yes      | ≥80 | 4000        | 19  | 910505101245 | 97552400 |
| RC136B 31S_37S_43S/840 PSD W60L60 OCELB3 | 34    | 4300           | 126        | Yes      | ≥80 | 4000        | 19  | 910505101241 | 97548700 |
| RC136B 31S_37S_43S/840 PSDW60L60OCELB3W5 | 34    | 4300           | 126        | Yes      | ≥80 | 4000        | 19  | 910505101256 | 97563000 |
| RC136B 31S_37S_43S/840 PSUW60L60OCELB3W3 | 34-25 | 3100-3700-4300 | 126        | No       | ≥80 | 4000        | 19  | 910505101257 | 97564700 |

# CoreLine LED luminaires

CoreLine Recessed Non-office compliant

[www.philips.com/coreline](http://www.philips.com/coreline)



| Product Type                             | LED   | Lumen Output   | Efficiency | Dimmable | CRI | Color Temp. | UGR | 12NC         | EOC code |
|--|-------|----------------|------------|----------|-----|-------------|-----|--------------|----------|
|  | W     | lm             | lm/W       |          |     | K           |     |              |          |
| RC136B 28S_34S_40S/830 PSU W60L60 NOC    | 31-22 | 2800-3400-4000 | 130        | No       | ≥80 | 3000        | 25  | 911401880281 | 51216000 |
| RC136B 28S_34S_40S/830 PSU W60L60 NOC W3 | 31    | 4000           | 130        | No       | ≥80 | 3000        | 25  | 911401881081 | 51224500 |
| RC136B 31S_37S_43S/840 PSD W60L60 NOC    | 31    | 4300           | 140        | Yes      | ≥80 | 4000        | 25  | 911401880581 | 51219100 |
| RC136B 31S_37S_43S/840 PSD W60L60 NOC W5 | 31-22 | 3100-3700-4300 | 140        | Yes      | ≥80 | 4000        | 25  | 911401881381 | 51227600 |
| RC136B 31S_37S_43S/840 PSU W60L60 NOC    | 31-22 | 3100-3700-4300 | 140        | No       | ≥80 | 4000        | 25  | 911401880381 | 51217700 |
| RC136B 31S_37S_43S/840 PSU W60L60 NOC W3 | 31    | 4300           | 140        | No       | ≥80 | 4000        | 25  | 911401881181 | 51225200 |
| RC136B 31S_37S_43S/840 PSD W60L60NOCELB3 | 34    | 4300           | 126        | Yes      | ≥80 | 4000        | 25  | 910505101243 | 97550000 |
| RC136B 31S_37S_43S/840 PSU W60L60NOCELB3 | 34-25 | 3100-3700-4300 | 126        | No       | ≥80 | 4000        | 25  | 910505101242 | 97549400 |

## CoreLine Recessed - Accessory

[www.philips.com/coreline](http://www.philips.com/coreline)




10 /20 /40 PACK

| Product Type           | 12NC         | EOC code |
|------------------------|--------------|----------|
| <b>NEW</b> ① RC132Z SC | 911401892080 | 36268799 |
| ② RC132Z SMB W30L120   | 910930031218 | 07332299 |
| ③ RC132Z SMB W60L60    | 910930031018 | 07330899 |
| ④ RC132Z SMB-PLC       | 911401892180 | 36269499 |
| ⑤ RC132Z SME-4 WH      | 911401892380 | 36271799 |
| ③ RC133Z SMB W62L62    | 910930031118 | 07331599 |

# CoreLine LED luminaires

CoreLine Surface-mounted Office compliant

[www.philips.com/coreline](http://www.philips.com/coreline)




| Product Type                             | LED   | Lumen Output   | Efficiency | Dimmable | CRI | Color Temp. | UGR | 12NC         | EOC code |
|--|-------|----------------|------------|----------|-----|-------------|-----|--------------|----------|
|  | W     | lm             | lm/W       |          |     | K           |     |              |          |
| SM136V 28S_34S_40S/830 PSD W20L120 OC    | 31-22 | 2800-3400-4000 | 130        | Yes      | ≥80 | 3000        | 19  | 911401882081 | 51234400 |
| SM136V 28S_34S_40S/830 PSD W20L120 OC W5 | 31-22 | 2800-3400-4000 | 130        | Yes      | ≥80 | 3000        | 19  | 910505101253 | 97560900 |
| SM136V 28S_34S_40S/830 PSD W20L150 OC    | 31-22 | 2800-3400-4000 | 130        | Yes      | ≥80 | 3000        | 19  | 911401882581 | 51239900 |
| SM136V 31S_37S_43S/840 PSD W20L120 OC    | 31-22 | 3100-3700-4300 | 140        | Yes      | ≥80 | 4000        | 19  | 911401882181 | 51235100 |
| SM136V 31S_37S_43S/840 PSD W20L120 OC W5 | 31-22 | 3100-3700-4300 | 140        | Yes      | ≥80 | 4000        | 19  | 910505101250 | 97557900 |
| SM136V 31S_37S_43S/840 PSD W20L150 OC    | 31-22 | 3100-3700-4300 | 140        | Yes      | ≥80 | 4000        | 19  | 911401882681 | 51240500 |
| SM136V 31S_37S_43S/840 PSU W20L120 OC    | 31-22 | 3100-3700-4300 | 140        | No       | ≥80 | 4000        | 19  | 911401881881 | 51232000 |
| SM136V 31S_37S_43S/840 PSU W20L120 OC W3 | 31-22 | 3100-3700-4300 | 140        | No       | ≥80 | 4000        | 19  | 910505101254 | 97561600 |
| SM136V 31S_37S_43S/840 PSU W20L150 OC    | 31-22 | 3100-3700-4300 | 140        | No       | ≥80 | 4000        | 19  | 911401882481 | 51238200 |
| SM136V 31S_37S_43S/840 PSD W20L120OCELB3 | 34-25 | 3100-3700-4300 | 126        | Yes      | ≥80 | 4000        | 19  | 910505101247 | 97554800 |
| SM136V 31S_37S_43S/840 PSD W20L150OCELB3 | 34-25 | 3100-3700-4300 | 126        | Yes      | ≥80 | 4000        | 19  | 910505101248 | 97555500 |
| SM136V 31S_37S_43S/840PSDW20L120OCELB3W5 | 34-25 | 3100-3700-4300 | 126        | Yes      | ≥80 | 4000        | 19  | 910505101258 | 97565400 |
| SM136V 31S_37S_43S/840PSUW20L120OCELB3W3 | 34-25 | 3100-3700-4300 | 126        | No       | ≥80 | 4000        | 19  | 910505101259 | 97566100 |

# CoreLine LED luminaires

CoreLine Surface-mounted Non-office compliant

[www.philips.com/coreline](http://www.philips.com/coreline)



| Product Type                             | LED   | Lumen Output   | Efficiency | Dimmable | CRI | Color Temp. | UGR | 12NC         | EOC code |
|--|-------|----------------|------------|----------|-----|-------------|-----|--------------|----------|
|  | W     | lm             | lm/W       |          |     | K           |     |              |          |
| SM136V 28S_34S_40S/830 PSU W20L120 NOC   | 31-22 | 2800-3400-4000 | 130        | No       | ≥80 | 3000        | 25  | 911401881681 | 51230600 |
| SM136V 28S_34S_40S/830 PSU W20L120 NOCW3 | 31-22 | 2800-3400-4000 | 130        | No       | ≥80 | 3000        | 25  | 910505101252 | 97559300 |
| SM136V 28S_34S_40S/830 PSU W20L150 NOC   | 31-22 | 2800-3400-4000 | 130        | No       | ≥80 | 3000        | 25  | 911401882281 | 51236800 |
| SM136V 31S_37S_43S/840 PSD W20L120 NOC   | 31-22 | 3100-3700-4300 | 140        | Yes      | ≥80 | 4000        | 25  | 911401881981 | 51233700 |
| SM136V 31S_37S_43S/840 PSD W20L120 NOCW5 | 31-22 | 3100-3700-4300 | 140        | Yes      | ≥80 | 4000        | 25  | 910505101255 | 97562300 |
| SM136V 31S_37S_43S/840 PSU W20L120 NOC   | 31-22 | 3100-3700-4300 | 140        | No       | ≥80 | 4000        | 25  | 911401881781 | 51231300 |
| SM136V 31S_37S_43S/840 PSU W20L120 NOCW3 | 31-22 | 3100-3700-4300 | 140        | No       | ≥80 | 4000        | 25  | 910505101251 | 97558600 |
| SM136V 31S_37S_43S/840 PSU W20L150 NOC   | 31-22 | 3100-3700-4300 | 140        | No       | ≥80 | 4000        | 25  | 911401882381 | 51237500 |
| SM136V 31S_37S_43S/840 PSUW20L120NOCELB3 | 34-25 | 3100-3700-4300 | 126        | No       | ≥80 | 4000        | 25  | 910505101246 | 97553100 |
| SM136V 31S_37S_43S/840 PSUW20L150NOCELB3 | 34-25 | 3100-3700-4300 | 126        | No       | ≥80 | 4000        | 25  | 910505101249 | 97556200 |



# CoreLine LED luminaires

CoreLine Batten

[www.philips.com/coreline](http://www.philips.com/coreline)



| Product Type                          | LED     | Lumen Output   | Efficiency | Dimmable | CRI | Color Temp. | UGR | 12NC         | EOC code |
|---------------------------------------|---------|----------------|------------|----------|-----|-------------|-----|--------------|----------|
|                                       | W       | lm             | lm/W       |          |     | K           |     |              |          |
| BN126C LED20S/830 PSU L600            | 17      | 2000           | 120        | No       | >80 | 3000        | 26  | 911401833684 | 94875499 |
| BN126C LED22S/840 PSU L600            | 17      | 2200           | 130        | No       | >80 | 4000        | 26  | 911401833584 | 94874799 |
| BN126C LED23S/830 PSU L1200           | 18      | 2300           | 120        | No       | >80 | 3000        | 26  | 911401833884 | 94877899 |
| BN126C LED25S/840 PSU L1200           | 18      | 2500           | 130        | No       | >80 | 4000        | 26  | 911401833784 | 94876199 |
| BN126C LED32S/830 PSU L1500           | 25.5    | 3200           | 120        | No       | >80 | 3000        | 26  | 911401834484 | 94883999 |
| BN126C LED35S/840 PSU L1500           | 25.5    | 3500           | 130        | No       | >80 | 4000        | 26  | 911401834384 | 94882299 |
| BN126C LED38S/830 PSU L1200           | 31      | 3800           | 120        | No       | >80 | 3000        | 26  | 911401834084 | 94879299 |
| BN126C LED41S/840 PSU L1200           | 31      | 4100           | 130        | No       | >80 | 4000        | 26  | 911401833984 | 94878599 |
| BN126C LED41S/840 PSD L1200           | 34      | 4100           | 121        | Yes      | >80 | 4000        | 26  | 910505103402 | 10064000 |
| BN126C LED41S/840 PSU ELB3 L1200      | 36      | 4100           | 114        | No       | >80 | 4000        | 26  | 910505103371 | 10021300 |
| BN126C LED48S/830 PSU L1500           | 40      | 4800           | 120        | No       | >80 | 3000        | 26  | 911401834684 | 94885399 |
| BN126C LED52S/840 PSU L1500           | 40      | 5200           | 130        | No       | >80 | 4000        | 26  | 911401834584 | 94884699 |
| BN126C LED52S/840 PSD L1500           | 43      | 5200           | 121        | Yes      | >80 | 4000        | 26  | 910505103403 | 10065700 |
| BN126C LED52S/840 PSU ELB3 L1500      | 44      | 5200           | 118        | No       | >80 | 4000        | 26  | 910505103373 | 10024400 |
| NEW BN126C LED25_41_64S/840 PSU L1200 | 48-19   | 2500-4100-6400 | 133        | No       | >80 | 4000        | 28  | 911401816685 | 50051899 |
| BN126C LED60S/830 PSU L1200           | 49      | 6000           | 120        | No       | >80 | 3000        | 26  | 911401834284 | 94881599 |
| BN126C LED60S/830 PSU L1800           | 49      | 6000           | 120        | No       | >80 | 3000        | 26  | 911401835084 | 94889199 |
| BN126C LED64S/840 PSU L1200           | 49      | 6400           | 130        | No       | >80 | 4000        | 26  | 911401834184 | 94880899 |
| BN126C LED64S/840 PSU L1800           | 49      | 6400           | 130        | No       | >80 | 4000        | 26  | 911401834984 | 94888499 |
| BN126C LED64S/840 PSD L1200           | 54      | 6400           | 119        | Yes      | >80 | 4000        | 26  | 910505103404 | 10066400 |
| NEW BN126C LED35_52_80S/840 PSU L1500 | 59-24.5 | 3500-5200-8000 | 136        | No       | >80 | 4000        | 28  | 911401816885 | 50053299 |
| BN126C LED74S/830 PSU L1500           | 59      | 7400           | 120        | No       | >80 | 3000        | 26  | 911401834884 | 94887799 |
| BN126C LED80S/840 PSU L1500           | 59      | 8000           | 130        | No       | >80 | 4000        | 26  | 911401834784 | 94886099 |
| BN126C LED80S/840 PSD L1500           | 63      | 8000           | 127        | Yes      | >80 | 4000        | 26  | 910505103405 | 10067100 |
| BN126C LED80S/840 PSU ELB3 L1500      | 64      | 8000           | 125        | No       | >80 | 4000        | 26  | 910505103382 | 10045900 |
| BN126C LED100S/840 PSU L1800          | 75      | 10.000         | 130        | No       | >80 | 4000        | 26  | 911401835184 | 94890799 |
| BN126C LED94S/830 PSU L1800           | 75      | 9400           | 120        | No       | >80 | 3000        | 26  | 911401835284 | 94891499 |



# CoreLine LED luminaires

CoreLine Batten - Accessory


[www.philips.com/coreline](http://www.philips.com/coreline)



| Product Type | 12NC         | EOC code |
|--------------|--------------|----------|
| BN126Z SC    | 911401776802 | 36574999 |

CoreLine Downlight Gen5

[www.philips.com/coreline](http://www.philips.com/coreline)




|     | Product Type                    | LED  | Lumen Output | Efficiency | Dimmable | CRI | Color Temp. | UGR | IP rating | 12NC         | EOC code |
|-----|---------------------------------|------|--------------|------------|----------|-----|-------------|-----|-----------|--------------|----------|
|     |                                 | W    | lm           | lm/W       |          |     | K           |     |           |              |          |
| NEW | DN142B 10S/830 PSU-E UGR19      | 9.8  | 1200         | 122        | No       | ≥80 | 3000        | 19  | IP20      | 911401551232 | 50303899 |
| NEW | DN142B 10S/830 PSU-E UGR19 IP54 | 9.8  | 1200         | 122        | No       | ≥80 | 3000        | 19  | IP20/54   | 911401551332 | 50302199 |
| NEW | DN142B 10S/830 PSU-E WR         | 9.8  | 1200         | 122        | No       | ≥80 | 3000        | 25  | IP20      | 911401551032 | 50305299 |
| NEW | DN142B 10S/830 PSU-E WR IP54    | 9.8  | 1200         | 122        | No       | ≥80 | 3000        | 25  | IP20/54   | 911401551132 | 50304599 |
| NEW | DN142B 10S/840 PSU-E UGR19      | 9.8  | 1200         | 122        | No       | ≥80 | 4000        | 19  | IP20      | 911401551632 | 50299499 |
| NEW | DN142B 10S/840 PSU-E UGR19 IP54 | 9.8  | 1200         | 122        | No       | ≥80 | 4000        | 19  | IP20/54   | 911401551732 | 50298799 |
| NEW | DN142B 10S/840 PSU-E WR         | 9.8  | 1200         | 122        | No       | ≥80 | 4000        | 25  | IP20      | 911401551432 | 50301499 |
| NEW | DN142B 10S/840 PSU-E WR IP54    | 9.8  | 1200         | 122        | No       | ≥80 | 4000        | 25  | IP20/54   | 911401551532 | 50300799 |
| NEW | DN142B 20S/830 PSU-E UGR19      | 19.2 | 2300         | 120        | No       | ≥80 | 3000        | 19  | IP20      | 911401552032 | 50295699 |
| NEW | DN142B 20S/830 PSU-E UGR19 IP54 | 19.2 | 2300         | 120        | No       | ≥80 | 3000        | 19  | IP20/54   | 911401552132 | 50294999 |
| NEW | DN142B 20S/830 PSU-E WR         | 19.2 | 2350         | 122        | No       | ≥80 | 3000        | 25  | IP20      | 911401551832 | 50297099 |
| NEW | DN142B 20S/830 PSU-E WR IP54    | 19.2 | 2350         | 122        | No       | ≥80 | 3000        | 25  | IP20/54   | 911401551932 | 50296399 |
| NEW | DN142B 20S/840 PSU-E UGR19      | 19.2 | 2300         | 120        | No       | ≥80 | 4000        | 19  | IP20      | 911401552432 | 50291899 |
| NEW | DN142B 20S/840 PSU-E UGR19 IP54 | 19.2 | 2300         | 120        | No       | ≥80 | 4000        | 19  | IP20/54   | 911401552532 | 50290199 |
| NEW | DN142B 20S/840 PSU-E WR         | 19.2 | 2350         | 122        | No       | ≥80 | 4000        | 25  | IP20      | 911401552232 | 50293299 |
| NEW | DN142B 20S/840 PSU-E WR IP54    | 19.2 | 2350         | 122        | No       | ≥80 | 4000        | 25  | IP20/54   | 911401552332 | 50292599 |

# CoreLine LED luminaires

CoreLine Downlight

[www.philips.com/coreline](http://www.philips.com/coreline)



| Product Type                        | LED  | Lumen Output | Efficiency | Beam Angle | Dimmable | CRI | Color Temp. | UGR | IP rating | 12NC         | EOC code |
|-------------------------------------|------|--------------|------------|------------|----------|-----|-------------|-----|-----------|--------------|----------|
|                                     | W    | lm           | lm/W       | °          |          |     | K           |     |           |              |          |
| 1 DN140B LED10S/830 PSU C IP54 P16  | 9.5  | 1100         | 106        | 120        | No       | ≥80 | 3000        | 22  | IP20/54   | 911401633405 | 32604700 |
| 2 DN140B LED10S/830 PSU C P16       | 9.5  | 1100         | 106        | 120        | No       | ≥80 | 3000        | 22  | IP20      | 911401631805 | 32588000 |
| 3 DN140B LED10S/830 PSU WR IP54 P16 | 9.5  | 1100         | 115        | 120        | No       | ≥80 | 3000        | 25  | IP20/54   | 911401632605 | 32596500 |
| 4 DN140B LED10S/830 PSU WR P16      | 9.5  | 1100         | 115        | 120        | No       | ≥80 | 3000        | 25  | IP20      | 911401631005 | 32580400 |
| 1 DN140B LED10S/840 PSU C IP54 P16  | 9.5  | 1100         | 106        | 120        | No       | ≥80 | 4000        | 22  | IP20/54   | 911401633505 | 32605400 |
| 2 DN140B LED10S/840 PSU C P16       | 9.5  | 1100         | 106        | 120        | No       | ≥80 | 4000        | 22  | IP20      | 911401631905 | 32589700 |
| 3 DN140B LED10S/840 PSU WR IP54 P16 | 9.5  | 1100         | 115        | 120        | No       | ≥80 | 4000        | 25  | IP20/54   | 911401632705 | 32597200 |
| 4 DN140B LED10S/840 PSU WR P16      | 9.5  | 1100         | 115        | 120        | No       | ≥80 | 4000        | 25  | IP20      | 911401631105 | 32581100 |
| 4 DN140B LED10S/830 PSD-E WR        | 11.5 | 1100         | 96         | 120        | Yes      | ≥80 | 3000        | 25  | IP20      | 911401631205 | 32582800 |
| 2 DN140B LED10S/830 PSD-E C         | 11.5 | 1100         | 96         | 120        | Yes      | ≥80 | 3000        | 22  | IP20      | 911401632005 | 32590300 |
| 1 DN140B LED10S/830 PSD-E C IP54    | 11.5 | 1100         | 96         | 120        | Yes      | ≥80 | 3000        | 22  | IP20/54   | 911401633605 | 32606100 |
| 3 DN140B LED10S/830 PSD-E WR IP54   | 11.5 | 1100         | 96         | 120        | Yes      | ≥80 | 3000        | 25  | IP20/54   | 911401632805 | 32598900 |
| 4 DN140B LED10S/840 PSD-E WR        | 11.5 | 1100         | 96         | 120        | Yes      | ≥80 | 4000        | 25  | IP20      | 911401631305 | 32583500 |
| 2 DN140B LED10S/840 PSD-E C         | 11.5 | 1100         | 96         | 120        | Yes      | ≥80 | 4000        | 22  | IP20      | 911401632105 | 32591000 |
| 1 DN140B LED10S/840 PSD-E C IP54    | 11.5 | 1100         | 96         | 120        | Yes      | ≥80 | 4000        | 22  | IP20/54   | 911401633705 | 32607800 |
| 3 DN140B LED10S/840 PSD-E WR IP54   | 11.5 | 1100         | 96         | 120        | Yes      | ≥80 | 4000        | 25  | IP20/54   | 911401632905 | 32599600 |
| 2 DN140B LED10S/830 PSD-E C ELB3    | 14.5 | 1100         | 76         | 120        | Yes      | ≥80 | 3000        | 22  | IP20      | 911401639805 | 32835500 |
| 4 DN140B LED10S/830 PSD-E WR ELB3   | 14.5 | 1100         | 76         | 120        | Yes      | ≥80 | 3000        | 25  | IP20      | 911401639405 | 32831700 |
| 2 DN140B LED10S/840 PSD-E C ELB3    | 14.5 | 1100         | 76         | 120        | Yes      | ≥80 | 4000        | 22  | IP20      | 911401639905 | 32836200 |
| 4 DN140B LED10S/840 PSD-E WR ELB3   | 14.5 | 1100         | 76         | 120        | Yes      | ≥80 | 4000        | 25  | IP20      | 911401639505 | 32832400 |
| 5 DN140B LED20S/830 PSU C IP54 P16  | 19   | 2200         | 111        | 120        | No       | ≥80 | 3000        | 22  | IP20/54   | 911401633805 | 32608500 |
| 6 DN140B LED20S/830 PSU C P16       | 19   | 2200         | 111        | 120        | No       | ≥80 | 3000        | 22  | IP20      | 911401632205 | 32592700 |
| 7 DN140B LED20S/830 PSU WR IP54 P16 | 19   | 2200         | 119        | 120        | No       | ≥80 | 3000        | 25  | IP20/54   | 911401633005 | 32600900 |

# CoreLine LED luminaires

CoreLine Downlight - Continued

[www.philips.com/coreline](http://www.philips.com/coreline)



| Product Type                        | LED  | Lumen Output | Efficiency | Beam Angle | Dimmable | CRI | Color Temp. | UGR | IP rating | 12NC         | EOC code |
|-------------------------------------|------|--------------|------------|------------|----------|-----|-------------|-----|-----------|--------------|----------|
|                                     | W    | lm           | lm/W       | °          |          |     | K           |     |           |              |          |
| 1 DN140B LED20S/830 PSU WR P16      | 19   | 2200         | 119        | 120        | No       | ≥80 | 3000        | 25  | IP20      | 911401631405 | 32584200 |
| 2 DN140B LED20S/840 PSU C IP54 P16  | 19   | 2200         | 111        | 120        | No       | ≥80 | 4000        | 22  | IP20/54   | 911401633905 | 32609200 |
| 3 DN140B LED20S/840 PSU C P16       | 19   | 2200         | 111        | 120        | No       | ≥80 | 4000        | 22  | IP20      | 911401632305 | 32593400 |
| 4 DN140B LED20S/840 PSU WR IP54 P16 | 19   | 2200         | 119        | 120        | No       | ≥80 | 4000        | 25  | IP20/54   | 911401633105 | 32601600 |
| 1 DN140B LED20S/840 PSU WR P16      | 19   | 2200         | 119        | 120        | No       | ≥80 | 4000        | 25  | IP20      | 911401631505 | 32585900 |
| 1 DN140B LED20S/830 PSD-E WR        | 20.5 | 2200         | 107        | 120        | Yes      | ≥80 | 3000        | 25  | IP20      | 911401631605 | 32586600 |
| 3 DN140B LED20S/830 PSD-E C         | 20.5 | 2200         | 107        | 120        | Yes      | ≥80 | 3000        | 22  | IP20      | 911401632405 | 32594100 |
| 2 DN140B LED20S/830 PSD-E C IP54    | 20.5 | 2200         | 107        | 120        | Yes      | ≥80 | 3000        | 22  | IP20/54   | 911401634005 | 32610800 |
| 4 DN140B LED20S/830 PSD-E WR IP54   | 20.5 | 2200         | 107        | 120        | Yes      | ≥80 | 3000        | 25  | IP20/54   | 911401633205 | 32602300 |
| 1 DN140B LED20S/840 PSD-E WR        | 20.5 | 2200         | 107        | 120        | Yes      | ≥80 | 4000        | 25  | IP20      | 911401631705 | 32587300 |
| 3 DN140B LED20S/840 PSD-E C         | 20.5 | 2200         | 107        | 120        | Yes      | ≥80 | 4000        | 22  | IP20      | 911401632505 | 32595800 |
| 2 DN140B LED20S/840 PSD-E C IP54    | 20.5 | 2200         | 107        | 120        | Yes      | ≥80 | 4000        | 22  | IP20/54   | 911401634105 | 32611500 |
| 4 DN140B LED20S/840 PSD-E WR IP54   | 20.5 | 2200         | 107        | 120        | Yes      | ≥80 | 4000        | 25  | IP20/54   | 911401633305 | 32603000 |
| 3 DN140B LED20S/830 PSD-E C ELB3    | 23.5 | 2200         | 94         | 120        | Yes      | ≥80 | 3000        | 22  | IP20      | 911401640005 | 32837900 |
| 1 DN140B LED20S/830 PSD-E WR ELB3   | 23.5 | 2200         | 94         | 120        | Yes      | ≥80 | 3000        | 25  | IP20      | 911401639605 | 32833100 |
| 3 DN140B LED20S/840 PSD-E C ELB3    | 23.5 | 2200         | 94         | 120        | Yes      | ≥80 | 4000        | 22  | IP20      | 911401640105 | 32838600 |
| 1 DN140B LED20S/840 PSD-E WR ELB3   | 23.5 | 2200         | 94         | 120        | Yes      | ≥80 | 4000        | 25  | IP20      | 911401639705 | 32834800 |

# CoreLine LED luminaires

CoreLine SlimDownlight

[www.philips.com/coreline](http://www.philips.com/coreline)



NEW

| Product Type                  | LED  | Lumen Output | Efficiency | Beam Angle | Dimmable | CRI | Color Temp. | UGR | IP rating | 12NC         | EOC code |
|-------------------------------|------|--------------|------------|------------|----------|-----|-------------|-----|-----------|--------------|----------|
|                               | W    | lm           | lm/W       | °          |          |     | K           |     |           |              |          |
| DN145B LED6S/830_840 PSU WH   | 6.5  | 650          | 100        | -          | No       | ≥80 | 3000-4000   | 33  | IP20/44   | 911401816085 | 50040299 |
| DN145B LED6S/830 PSU II WH    | 6.5  | 650          | 100        | 120        | No       | >80 | 3000        | 32  | IP20/44   | 911401805780 | 33945099 |
| DN145B LED6S/840 PSU II WH    | 6.5  | 650          | 100        | 120        | No       | >80 | 4000        | 32  | IP20/44   | 911401805880 | 33946799 |
| DN145B LED10S/830 PSU II WH   | 11   | 1100         | 100        | 120        | No       | >80 | 3000        | 28  | IP20/44   | 911401805980 | 33947499 |
| DN145B LED10S/840 PSU II WH   | 11   | 1100         | 100        | 120        | No       | >80 | 4000        | 28  | IP20/44   | 911401806080 | 33948199 |
| DN145C LED10S/830 PSU II WH   | 11   | 1100         | 100        | 120        | No       | >80 | 3000        | 28  | IP44      | 911401806380 | 33951199 |
| DN145C LED10S/840 PSU II WH   | 11   | 1100         | 100        | 120        | No       | >80 | 4000        | 28  | IP44      | 911401806480 | 33952899 |
| DN145B LED10S/830 PSD-E II WH | 13   | 1100         | 85         | 120        | Yes      | >80 | 3000        | 28  | IP20/44   | 910500465901 | 96100899 |
| DN145B LED10S/840 PSD-E II WH | 13   | 1100         | 85         | 120        | Yes      | >80 | 4000        | 28  | IP20/44   | 910500465902 | 96101599 |
| DN145B LED20S/830 PSU II WH   | 21   | 2100         | 100        | 120        | No       | >80 | 3000        | 28  | IP20/44   | 911401806180 | 33949899 |
| DN145B LED20S/840 PSU II WH   | 21   | 2100         | 100        | 120        | No       | >80 | 4000        | 28  | IP20/44   | 911401806280 | 33950499 |
| DN145C LED20S/830 PSU II WH   | 21   | 2100         | 100        | 120        | No       | >80 | 3000        | 28  | IP44      | 911401806580 | 33953599 |
| DN145C LED20S/840 PSU II WH   | 21   | 2100         | 100        | 120        | No       | >80 | 4000        | 28  | IP44      | 911401806680 | 33954299 |
| DN145B LED20S/830 PSD-E II WH | 22.5 | 2100         | 93         | 120        | Yes      | >80 | 3000        | 28  | IP20/44   | 910500465903 | 96102299 |
| DN145B LED20S/840 PSD-E II WH | 22.5 | 2100         | 93         | 120        | Yes      | >80 | 4000        | 28  | IP20/44   | 910500465904 | 96103999 |

# CoreLine LED luminaires

General lighting downlights

[www.philips.com/coreline](http://www.philips.com/coreline)



L80 / 70 at  
50.000



10 / 16 / 1 PACK

|     | Product Type                    | LED  | Lumen Output | Efficiency | Dimmable | CRI | Color Temp. | UGR | IP rating | IK rating | Warranty | 12NC         | EOC code |
|-----|---------------------------------|------|--------------|------------|----------|-----|-------------|-----|-----------|-----------|----------|--------------|----------|
|     |                                 | W    | lm           | lm/W       |          |     | K           |     |           |           | Years    |              |          |
| NEW | DN142B 10S/830 PSD-E WR         | 10.4 | 1000         | 115        | Yes      | ≥80 | 3000        | 25  | IP20      | IK02      | 5        | 910505103586 | 10887500 |
| NEW | DN142B 10S/830 PSD-E UGR19 IP54 | 10.4 | 1000         | -          | -        | -   | -           | -   | -         | -         | -        | 910505103589 | -        |
| NEW | DN142B 10S/830 PSD-E WR IP54    | 10.4 | 1200         | 115        | Yes      | ≥80 | 3000        | 25  | IP20/54   | IK02      | 5        | 910505103587 | 10888200 |
| NEW | DN142B 10S/840 PSD-E WR         | 10.4 | 1200         | 115        | Yes      | ≥80 | 4000        | 25  | IP20      | IK02      | 5        | 910505103590 | 10891200 |
| NEW | DN142B 10S/840 PSD-E UGR19      | 10.4 | 1150         | 111        | Yes      | ≥80 | 4000        | 19  | IP20      | IK02      | 5        | 910505103592 | 10893600 |
| NEW | DN142B 10S/840 PSD-E UGR19 IP54 | 10.4 | 1150         | 111        | Yes      | ≥80 | 4000        | 19  | IP20/54   | IK02      | 5        | 910505103593 | 10894300 |
| NEW | DN142B 10S/840 PSD-E WR IP54    | 10.4 | 1000         | 115        | Yes      | ≥80 | 4000        | 25  | IP20/54   | IK02      | 5        | 910505103591 | 10892900 |
| NEW | DN145B LED10S/830_840 PSU WH    | 11   | 1100         | 100        | No       | ≥80 | 3000-4000   | 27  | IP20/44   | IK02      | 5        | 911401816185 | 50041999 |
| NEW | DN142B 10S/830 PSD-E UGR19 ELB3 | 14.9 | 1150         | 77         | Yes      | ≥80 | 3000        | 19  | IP20      | IK02      | 5        | 910505103604 | 10904900 |
| NEW | DN142B 10S/830 PSD-E WR ELB3    | 14.9 | 1000         | 80         | Yes      | ≥80 | 3000        | 25  | IP20      | IK02      | 5        | 910505103603 | 10903200 |
| NEW | DN142B 10S/840 PSD-E UGR19 ELB3 | 14.9 | 1150         | 77         | Yes      | ≥80 | 4000        | 19  | IP20      | IK02      | 5        | 910505103606 | 10906300 |
| NEW | DN142B 10S/840 PSD-E WR ELB3    | 14.9 | 1000         | 80         | Yes      | ≥80 | 4000        | 25  | IP20      | IK02      | 5        | 910505103605 | 10905600 |
| NEW | DN142B 20S/830 PSD-E WR IP54    | 20   | 2350         | 118        | Yes      | ≥80 | 3000        | 25  | IP20/54   | IK02      | 5        | 910505103595 | 10896700 |
| NEW | DN142B 20S/840 PSD-E WR         | 20   | 2350         | 118        | Yes      | ≥80 | 4000        | 25  | IP20      | IK02      | 5        | 910505103598 | 10899800 |
| NEW | DN142B 20S/840 PSD-E UGR19      | 20   | 2250         | 113        | Yes      | ≥80 | 4000        | 19  | IP20      | IK02      | 5        | 910505103601 | 10901800 |
| NEW | DN142B 20S/840 PSD-E UGR19 IP54 | 20   | 2250         | 113        | Yes      | ≥80 | 4000        | 19  | IP20/54   | IK02      | 5        | 910505103602 | 10902500 |
| NEW | DN142B 20S/840 PSD-E WR IP54    | 20   | 2350         | 118        | Yes      | ≥80 | 4000        | 25  | IP20/54   | IK02      | 5        | 910505103599 | 10900100 |
| NEW | DN145B LED20S/830_840 PSU WH    | 21   | 2100         | 100        | No       | ≥80 | 3000-4000   | 27  | IP20/44   | IK02      | 5        | 911401816285 | 50042699 |
| NEW | DN142B 20S/830 PSD-E UGR19      | 22   | 2000         | -          | -        | -   | -           | -   | -         | -         | -        | 910505103596 | -        |
| NEW | DN142B 20S/830 PSD-E UGR19 IP54 | 23   | 2000         | -          | -        | -   | -           | -   | -         | -         | -        | 910505103597 | -        |
| NEW | DN142B 20S/830 PSD-E WR ELB3    | 24.5 | 2350         | 96         | Yes      | ≥80 | 3000        | 25  | IP20      | IK02      | 5        | 910505103607 | 10907000 |
| NEW | DN142B 20S/840 PSD-E UGR19 ELB3 | 24.5 | 2000         | -          | -        | -   | -           | -   | -         | -         | -        | 910505103610 | -        |
| NEW | DN142B 20S/840 PSD-E WR ELB3    | 24.5 | 2350         | 96         | Yes      | ≥80 | 4000        | 25  | IP20      | IK02      | 5        | 910505103609 | 10909400 |

# CoreLine LED luminaires

CoreLine Waterproof

[www.philips.com/coreline](http://www.philips.com/coreline)




|     | Product Type                             | LED  | Lumen Output | Efficiency | Dimmable | CRI | Color Temp. | UGR | Motion/Daylight sensor | 12NC         | EOC code |
|-----|--|------|--------------|------------|----------|-----|-------------|-----|------------------------|--------------|----------|
|     |  | W    | lm           | lm/W       |          |     | K           |     |                        |              |          |
| NEW | 1 WT120C G2 LED19S/840 PSU L600 BN       | 15   | 1900         | 127        | No       | >80 | 4000        | 25  | -                      | 911401825885 | 50215499 |
|     | 2 WT120C G2 LED18S/840 PSU PCO L600      | 15   | 1800         | 121        | No       | >80 | 4000        | 26  | -                      | 911401836980 | 34976399 |
|     | 1 WT120C G2 LED19S/840 PSU L600          | 15   | 1900         | 127        | No       | >80 | 4000        | 25  | -                      | 911401823480 | 84045900 |
|     | 1 WT120C G2 LED19S/840 PSU MDU L600      | 16.4 | 1900         | 116        | No       | >80 | 4000        | 25  | No                     | 910505100036 | 96244900 |
|     | 1 WT120C G2 LED19S/840 PSD L600          | 16.5 | 1900         | 115        | Yes      | >80 | 4000        | 25  | -                      | 910505100038 | 88306800 |
|     | 2 WT120C G2 LED25S/840 PSU PCO L1200     | 20.5 | 2500         | 122        | No       | >80 | 4000        | 26  | -                      | 911401837080 | 34977099 |
|     | 3 WT120C G2 LED27S/840 PSU L1200         | 20.5 | 2700         | 132        | No       | >80 | 4000        | 25  | -                      | 911401823580 | 84046600 |
| NEW | 3 WT120C G2 LED27S/840 PSU L1200 BN      | 21   | 2700         | 129        | No       | >80 | 4000        | 25  | -                      | 911401826785 | 50221599 |
|     | 3 WT120C G2 LED27S/840 PSU TW3 L1200     | 21.5 | 2700         | 126        | No       | >80 | 4000        | 25  | -                      | 910505100039 | 91685800 |
|     | 3 WT120C G2 LED27S/840 PSD L1200         | 22   | 2700         | 123        | Yes      | >80 | 4000        | 25  | -                      | 910505100044 | 88307500 |
|     | 3 WT120C G2 LED27S/840 PSU MDU L1200     | 22   | 2700         | 123        | No       | >80 | 4000        | 25  | No                     | 910505100040 | 96248700 |
|     | 3 WT120C G2 LED27S/840 PSU MDU TW3 L1200 | 22   | 2700         | 123        | No       | >80 | 4000        | 25  | No                     | 910505100041 | 96249400 |
| NEW | 4 WT120C G2 LED34S/840 PSU L1500 BN      | 24   | 3400         | 142        | No       | >80 | 4000        | 25  | -                      | 911401825985 | 50216199 |
|     | 2 WT120C G2 LED31S/840 PSU PCO L1500     | 24.3 | 3100         | 128        | No       | >80 | 4000        | 26  | -                      | 911401837180 | 34978799 |
|     | 4 WT120C G2 LED34S/840 PSU L1500         | 24.3 | 3400         | 140        | No       | >80 | 4000        | 25  | -                      | 911401823680 | 84047300 |
|     | 4 WT120C G2 LED34S/865 PSU L1500         | 24.5 | 3400         | 139        | No       | >80 | 6500        | 25  | -                      | 911401824481 | 36934199 |
|     | 4 WT120C G2 LED34S/840 PSU TW3 L1500     | 25.5 | 3400         | 133        | No       | >80 | 4000        | 25  | -                      | 910505100058 | 91686500 |
|     | 3 WT120C G2 LED27S/840 PSU ELB3 L1200    | 26   | 2700         | 104        | No       | >80 | 4000        | 25  | -                      | 910505100042 | 85418000 |
|     | 4 WT120C G2 LED34S/840 PSD L1500         | 26   | 3400         | 131        | Yes      | >80 | 4000        | 25  | -                      | 910505100061 | 88308200 |
|     | 4 WT120C G2 LED34S/840 PSU MDU L1500     | 26   | 3400         | 131        | No       | >80 | 4000        | 25  | No                     | 910505100059 | 96267800 |
|     | 4 WT120C G2 LED34S/840 PSU MDU TW3 L1500 | 26   | 3400         | 131        | No       | >80 | 4000        | 25  | No                     | 910505100060 | 96268500 |
|     | 3 WT120C G2 LED27S/840 PSD ELB3 L1200    | 27   | 2700         | 100        | Yes      | >80 | 4000        | 25  | -                      | 910505100045 | 88311200 |
|     | 3 WT120C G2 LED37S/830 PSU L1200         | 28.5 | 3700         | 130        | No       | >80 | 3000        | 25  | -                      | 911401824681 | 36936599 |
|     | 3 WT120C G2 LED40S/865 PSU L1200         | 28.5 | 4000         | 140        | No       | >80 | 6500        | 25  | -                      | 911401824381 | 36933499 |
|     | 2 WT120C G2 LED37S/840 PSU PCO L1200     | 28.6 | 3700         | 130        | No       | >80 | 4000        | 26  | -                      | 911401837280 | 34979499 |
|     | 3 WT120C G2 LED40S/840 PSU L1200         | 28.6 | 4000         | 140        | No       | >80 | 4000        | 25  | -                      | 911401823780 | 84048000 |
| NEW | 3 WT120C G2 LED40S/840 PSU L1200 BN      | 29   | 4000         | 138        | No       | >80 | 4000        | 25  | -                      | 911401826885 | 50222299 |
|     | 3 WT120C G2 LED40S/840 PSU WEC L1200     | 29   | 4000         | 138        | No       | >80 | 4000        | 25  | -                      | 910505100050 | 16316700 |
|     | 3 WT120C G2 LED40S/840 PSU TW1 WEC L1200 | 29.5 | 4000         | 136        | No       | >80 | 4000        | 25  | -                      | 910505100051 | 16317400 |
|     | 4 WT120C G2 LED34S/840 PSU ELB3 L1500    | 30   | 3400         | 113        | No       | >80 | 4000        | 25  | -                      | 910505100062 | 85420300 |

# CoreLine LED luminaires

CoreLine Waterproof - Continued

[www.philips.com/coreline](http://www.philips.com/coreline)



| Product Type                              | LED   | Lumen Output | Efficiency | Dimmable | CRI | Color Temp. | UGR | Motion/Daylight sensor | 12NC         | EOC code |
|---|-------|--------------|------------|----------|-----|-------------|-----|------------------------|--------------|----------|
|   | W     | lm           | lm/W       |          |     | K           |     |                        |              |          |
| 1 WT120C G2 LED40S/840 PSU MDU TW3 L1200  | 30    | 4000         | 133        | No       | >80 | 4000        | 25  | No                     | 910505100049 | 96257900 |
| 1 WT120C G2 LED40S/840 PSU TW3 L1200      | 30    | 4000         | 133        | No       | >80 | 4000        | 25  | -                      | 910505100047 | 91687200 |
| 1 WT120C G2 LED40S/840 PSD L1200          | 30.5  | 4000         | 131        | Yes      | >80 | 4000        | 25  | -                      | 910505100053 | 88309900 |
| 1 WT120C G2 LED40S/840 PSU MDU L1200      | 30.5  | 4000         | 131        | No       | >80 | 4000        | 25  | No                     | 910505100048 | 96256200 |
| 2 WT120C G2 LED34S/840 PSD ELB3 L1500     | 31    | 3400         | 110        | Yes      | >80 | 4000        | 25  | -                      | 910505100064 | 88313600 |
| 2 WT120C G2 LED34S/840 PSU MDU ELB3 L1500 | 31    | 3400         | 110        | No       | >80 | 4000        | 25  | No                     | 910505100063 | 96271500 |
| NEW 3 WT120C G2 LED27_45S/840 PSU L1200   | 32-18 | 2700-4500    | 141        | No       | >80 | 4000        | 25  | -                      | 911401814985 | 50019899 |
| 1 WT120C G2 LED40S/840 PSU ELB3 L1200     | 33    | 4000         | 121        | No       | >80 | 4000        | 25  | -                      | 910505100054 | 85419700 |
| 1 WT120C G2 LED40S/840 PSU MDU ELB3 L1200 | 35    | 4000         | 114        | No       | >80 | 4000        | 25  | No                     | 910505100055 | 96263000 |
| 1 WT120C G2 LED40S/840 PSD ELB3 L1200     | 35.5  | 4000         | 113        | Yes      | >80 | 4000        | 25  | -                      | 910505100057 | 88312900 |
| 4 WT120C G2 LED57S/840 PSU PCO L1500      | 42.9  | 5700         | 133        | No       | >80 | 4000        | 26  | -                      | 911401837380 | 34980099 |
| 2 WT120C G2 LED60S/840 PSU L1500          | 42.9  | 6000         | 140        | No       | >80 | 4000        | 25  | -                      | 911401823880 | 84049700 |
| NEW 5 WT120C G2 LED37_60S/840 PSU L1500   | 43-25 | 3700-6000    | 140        | No       | >80 | 4000        | 25  | -                      | 911401815085 | 50020499 |
| NEW 2 WT120C G2 LED60S/840 PSU L1500 BN   | 43    | 6000         | 140        | No       | >80 | 4000        | 25  | -                      | 911401826985 | 50223999 |
| 2 WT120C G2 LED55S/830 PSU L1500          | 43    | 5500         | 128        | No       | >80 | 3000        | 25  | -                      | 911401824781 | 36937299 |
| 2 WT120C G2 LED60S/865 PSU L1500          | 43    | 6000         | 140        | No       | >80 | 6500        | 25  | -                      | 911401824581 | 36935899 |
| 2 WT120C G2 LED60S/840 PSU TW1 WEC L1500  | 44    | 6000         | 136        | No       | >80 | 4000        | 25  | -                      | 910505100070 | 16319800 |
| 2 WT120C G2 LED60S/840 PSU TW3 L1500      | 44.5  | 6000         | 135        | No       | >80 | 4000        | 25  | -                      | 910505100066 | 91688900 |
| 2 WT120C G2 LED60S/840 PSU WEC L1500      | 44.5  | 6000         | 135        | No       | >80 | 4000        | 25  | -                      | 910505100069 | 16318100 |
| 2 WT120C G2 LED60S/840 PSD L1500          | 45    | 6000         | 133        | Yes      | >80 | 4000        | 25  | -                      | 910505100072 | 88310500 |
| 2 WT120C G2 LED60S/840 PSU MDU L1500      | 45    | 6000         | 133        | No       | >80 | 4000        | 25  | No                     | 910505100067 | 96275300 |
| 2 WT120C G2 LED60S/840 PSU MDU TW3 L1500  | 45    | 6000         | 133        | No       | >80 | 4000        | 25  | No                     | 910505100068 | 96276000 |
| 2 WT120C G2 LED60S/840 PSD ELB3 L1500     | 49.5  | 6000         | 121        | Yes      | >80 | 4000        | 25  | -                      | 910505100076 | 88314300 |
| 2 WT120C G2 LED60S/840 PSU ELB3 L1500     | 49.5  | 6000         | 121        | No       | >80 | 4000        | 25  | -                      | 910505100073 | 85421000 |
| 2 WT120C G2 LED60S/840 PSU MDU ELB3 L1500 | 50    | 6000         | 120        | No       | >80 | 4000        | 25  | No                     | 910505100074 | 96282100 |
| NEW 2 WT120C G2 LED80S/840 PSU L1500 BN   | 57    | 8000         | 140        | No       | >80 | 4000        | 25  | -                      | 911401826085 | 50217899 |
| 4 WT120C G2 LED75S/840 PSU PCO L1500      | 57.1  | 7500         | 131        | No       | >80 | 4000        | 28  | -                      | 911401837480 | 34981799 |
| 2 WT120C G2 LED80S/840 PSU L1500          | 57.1  | 8000         | 140        | No       | >80 | 4000        | 25  | -                      | 911401823980 | 40928900 |
| 2 WT120C G2 LED80S/840 PSU TW3 L1500      | 60    | 8000         | 133        | No       | >80 | 4000        | 25  | -                      | 910505100077 | 40930200 |
| 2 WT120C G2 LED80S/840 PSU MDU L1500      | 61    | 8000         | 131        | No       | >80 | 4000        | 25  | No                     | 910505100078 | 96286900 |



# CoreLine LED luminaires

CoreLine Waterproof - Continued

[www.philips.com/coreline](http://www.philips.com/coreline)



| Product Type                        | LED  | Lumen Output | Efficiency | Dimmable | CRI | Color Temp. | UGR | 12NC         | EOC code |
|-------------------------------------|------|--------------|------------|----------|-----|-------------|-----|--------------|----------|
|                                     | W    | lm           | lm/W       |          |     | K           |     |              |          |
| WT120C G2 LED80S/840 PSD L1500      | 62   | 8000         | 129        | Yes      | >80 | 4000        | 25  | 910505100079 | 40929600 |
| WT120C G2 LED80S/840 PSU L1500 ELB3 | 63.5 | 8000         | 126        | No       | >80 | 4000        | 25  | 910505100080 | 40931900 |

CoreLine tubular waterproof

[www.philips.com/coreline](http://www.philips.com/coreline)



| Product Type                         | LED | Lumen Output | Efficiency | Dimmable | CRI | Color Temp. | UGR | IP rating | IK rating | 12NC         | EOC code |
|--------------------------------------|-----|--------------|------------|----------|-----|-------------|-----|-----------|-----------|--------------|----------|
|                                      | W   | lm           | lm/W       |          |     | K           |     |           |           |              |          |
| WT210C LED39S/840 PSU TW1 PMMA L1500 | 28  | 3900         | 139        | No       | >80 | 4000        | 26  | IP69K     | IK06      | 911401860284 | 95385799 |
| WT210C LED50S/840 PSU TW1 PC L1200   | 39  | 5000         | 128        | No       | >80 | 4000        | 26  | IP68      | IK10      | 911401828084 | 94737599 |
| WT210C LED50S/840 PSU TW1 PMMA L1200 | 39  | 5000         | 128        | No       | >80 | 4000        | 26  | IP69K     | IK06      | 911401827884 | 94735199 |
| WT210C LED70S/840 PSU TW1 PC L1500   | 54  | 7000         | 130        | No       | >80 | 4000        | 26  | IP68      | IK10      | 911401828184 | 94738299 |
| WT210C LED70S/840 PSU TW1 PMMA L1500 | 54  | 7000         | 130        | No       | >80 | 4000        | 26  | IP69K     | IK06      | 911401827984 | 94736899 |

# CoreLine LED luminaires

CoreLine tubular waterproof - Accessory

[www.philips.com/coreline](http://www.philips.com/coreline)




  
100 PACK

| Product Type | 12NC         | EOC code |
|--------------|--------------|----------|
| WT210Z SC    | 911401867884 | 95611799 |
| WT210Z SW2   | 911401867784 | 95610099 |

# CoreLine LED luminaires

CoreLine Trunking Gen2

[www.philips.com/coreline](http://www.philips.com/coreline)




| Product Type                       | LED  | Lumen Output | Efficiency | Beam Angle | Dimmable | CRI | Color Temp. | UGR | 12NC         | EOC code |
|------------------------------------|------|--------------|------------|------------|----------|-----|-------------|-----|--------------|----------|
|                                    | W    | lm           | lm/W       | °          |          |     | K           |     |              |          |
| LL217X 45S/840 1x PSU WB 5x1.5     | 28   | 4500         | 161        | 120        | No       | >80 | 4000        | 19  | 910925868234 | 61794000 |
| LL212X 53S/840 1x PSD WB 7x1.5 HE  | 33   | 5300         | 161        | 120        | Yes      | >80 | 4000        | 22  | 910925867522 | 10779300 |
| LL212X 53S/840 1x PSD WB 7x1.5     | 34   | 5300         | 156        | 120        | Yes      | >80 | 4000        | 22  | 910925867515 | 10772400 |
| LL217X 80S/840 1x PSD WB 7x1.5 HE  | 48.5 | 8000         | 165        | 120        | Yes      | >80 | 4000        | 22  | 910925867560 | 10817200 |
| LL217X 80S/840 1x PSD WB 7x2.5 HE  | 48.5 | 8000         | 165        | 120        | Yes      | >80 | 4000        | 22  | 910925867531 | 10788500 |
| LL217X 80S/840 1x PSU WB 5x2.5 HE  | 49   | 8000         | 163        | 120        | No       | >80 | 4000        | 22  | 910925867533 | 10790800 |
| LL217X 80S/840 1x PSD O 7x2.5      | 50   | 7400         | 144        | 120        | Yes      | >80 | 4000        | 28  | 910925867535 | 10792200 |
| LL217X 80S/840 1x PSU WB 5x1.5     | 51   | 8000         | 157        | 120        | No       | >80 | 4000        | 22  | 910925867537 | 10794600 |
| LL234X 90S/840 2x PSD WB 7x1.5     | 55   | 9000         | 164        | 120        | Yes      | >80 | 4000        | 19  | 910925867561 | 10818900 |
| LL234X 90S/840 2x PSU WB 5x1.5     | 56   | 9000         | 161        | 120        | No       | >80 | 4000        | 19  | 910925868232 | 61792600 |
| LL217X 120S/840 1x PSD WB 7x1.5 HE | 79   | 12.000       | 152        | 120        | Yes      | >80 | 4000        | 22  | 910925867526 | 10783000 |
| LL217X 120S/840 1x PSU BV WB HE    | 80   | 12.000       | 150        | 120        | No       | >80 | 4000        | 22  | 910925867525 | 10782300 |
| LL217X 120S/840 1x PSU WB 5x1.5 HE | 80   | 12.000       | 150        | 120        | No       | >80 | 4000        | 22  | 910925867529 | 10786100 |
| LL234X 160S/840 2x PSD WB 7x1.5 HE | 97   | 16.000       | 165        | 120        | Yes      | >80 | 4000        | 22  | 910925867540 | 10797700 |
| LL234X 160S/840 2x PSD O 7x2.5     | 100  | 15.000       | 144        | 120        | Yes      | >80 | 4000        | 28  | 910925867552 | 10809700 |
| LL234X 160S/840 2x PSD WB 7x1.5    | 100  | 16.000       | 160        | 120        | Yes      | >80 | 4000        | 22  | 910925867553 | 10810300 |
| LL234X 240S/840 2x PSD WB 7x1.5 HE | 158  | 24.000       | 152        | 120        | Yes      | >80 | 4000        | 22  | 910925867545 | 10802800 |
| LL234X 240S/840 2x PSU WB 5x1.5 HE | 160  | 24.000       | 150        | 120        | No       | >80 | 4000        | 22  | 910925867548 | 10805900 |

# CoreLine LED luminaires

CoreLine Trunking Gen2 - Accessory

[www.philips.com/coreline](http://www.philips.com/coreline)



| Product Type    | 12NC         | EOC code |
|-----------------|--------------|----------|
| LL212X 7x1.5 BC | 910925867583 | 10840000 |
| LL217X 7x1.5 BC | 910925867589 | 10846200 |
| LL234X 7x1.5 BC | 910925867595 | 10852300 |

# CoreLine LED luminaires

CoreLine HighBay Gen5

[www.philips.com/coreline](http://www.philips.com/coreline)



| Product Type                   | LED | Lumen Output | Efficiency | Dimmable | CRI | Color Temp. | UGR | 12NC         | EOC code |
|--------------------------------|-----|--------------|------------|----------|-----|-------------|-----|--------------|----------|
|                                | W   | lm           | lm/W       |          |     | K           |     |              |          |
| 1 BY120P G5 LED105S/840 PSU NB | 67  | 10.500       | 157        | No       | >80 | 4000        | 22  | 911401629208 | 95566000 |
| 1 BY120P G5 LED105S/840 PSU WB | 67  | 10.500       | 157        | No       | >80 | 4000        | 25  | 911401629308 | 95567700 |
| 1 BY120P G5 LED105S/865 PSU NB | 67  | 10.500       | 157        | No       | >80 | 6500        | 22  | 911401630008 | 95574500 |
| 1 BY120P G5 LED105S/865 PSU WB | 67  | 10.500       | 157        | No       | >80 | 6500        | 25  | 911401630108 | 95575200 |
| 2 BY121P G5 LED105S/840 PSD NB | 72  | 10.500       | 146        | Yes      | >80 | 4000        | 22  | 911401629608 | 95570700 |
| 2 BY121P G5 LED105S/840 PSD WB | 72  | 10.500       | 146        | Yes      | >80 | 4000        | 25  | 911401629708 | 95571400 |
| 2 BY121P G5 LED105S/865 PSD NB | 72  | 10.500       | 146        | Yes      | >80 | 6500        | 22  | 911401630408 | 95578300 |
| 2 BY121P G5 LED105S/865 PSD WB | 72  | 10.500       | 146        | Yes      | >80 | 6500        | 25  | 911401630508 | 95579000 |
| 1 BY120P G5 LED150S/840 PSU NB | 95  | 15.000       | 158        | No       | >80 | 4000        | 22  | 911401632208 | 95596700 |
| 1 BY120P G5 LED150S/840 PSU WB | 95  | 15.000       | 158        | No       | >80 | 4000        | 25  | 911401632308 | 95597400 |
| 2 BY121P G5 LED150S/840 PSD NB | 102 | 15.000       | 147        | Yes      | >80 | 4000        | 22  | 911401632408 | 95598100 |
| 2 BY121P G5 LED150S/840 PSD WB | 102 | 15.000       | 147        | Yes      | >80 | 4000        | 25  | 911401632508 | 95599800 |
| 2 BY121P G5 LED200S/840 PSU NB | 126 | 20.000       | 159        | No       | >80 | 4000        | 22  | 911401629408 | 95568400 |
| 2 BY121P G5 LED200S/840 PSU WB | 126 | 20.000       | 159        | No       | >80 | 4000        | 25  | 911401629508 | 95569100 |
| 2 BY121P G5 LED200S/865 PSU NB | 126 | 20.000       | 159        | No       | >80 | 6500        | 22  | 911401630208 | 95576900 |
| 2 BY121P G5 LED200S/865 PSU WB | 126 | 20.000       | 159        | No       | >80 | 6500        | 25  | 911401630308 | 95577600 |
| 2 BY121P G5 LED200S/840 PSD NB | 134 | 20.000       | 149        | Yes      | >80 | 4000        | 22  | 911401629808 | 95572100 |
| 2 BY121P G5 LED200S/840 PSD WB | 134 | 20.000       | 149        | Yes      | >80 | 4000        | 25  | 911401629908 | 95573800 |
| 2 BY121P G5 LED200S/865 PSD NB | 134 | 20.000       | 149        | Yes      | >80 | 6500        | 22  | 911401630608 | 95580600 |
| 2 BY121P G5 LED200S/865 PSD WB | 134 | 20.000       | 149        | Yes      | >80 | 6500        | 25  | 911401630708 | 95581300 |
| 3 BY122P G5 LED250S/840 PSU NB | 157 | 25.000       | 159        | No       | >80 | 4000        | 22  | 911401630808 | 95582000 |
| 3 BY122P G5 LED250S/840 PSU WB | 157 | 25.000       | 159        | No       | >80 | 4000        | 25  | 911401630908 | 95583700 |
| 3 BY122P G5 LED250S/865 PSU NB | 157 | 25.000       | 159        | No       | >80 | 6500        | 22  | 911401631008 | 95584400 |
| 3 BY122P G5 LED250S/865 PSU WB | 157 | 25.000       | 159        | No       | >80 | 6500        | 25  | 911401631108 | 95585100 |
| 3 BY122P G5 LED250S/840 PSD NB | 168 | 25.000       | 149        | Yes      | >80 | 4000        | 22  | 911401631208 | 95586800 |
| 3 BY122P G5 LED250S/840 PSD WB | 168 | 25.000       | 149        | Yes      | >80 | 4000        | 25  | 911401631308 | 95587500 |
| 3 BY122P G5 LED250S/865 PSD NB | 168 | 25.000       | 149        | Yes      | >80 | 6500        | 22  | 911401631408 | 95588200 |
| 3 BY122P G5 LED250S/865 PSD WB | 168 | 25.000       | 149        | Yes      | >80 | 6500        | 25  | 911401631508 | 95589900 |
| 3 BY122P G5 LED300S/840 PSU NB | 192 | 30.000       | 156        | No       | >80 | 4000        | 22  | 911401632608 | 95600100 |
| 3 BY122P G5 LED300S/840 PSU WB | 192 | 30.000       | 156        | No       | >80 | 4000        | 25  | 911401632708 | 95601800 |

# CoreLine LED luminaires

CoreLine Highbay Gen5 - Continued

[www.philips.com/coreline](http://www.philips.com/coreline)



| Product Type                 | LED | Lumen Output | Efficiency | Dimmable | CRI | Color Temp. | UGR | 12NC         | EOC code |
|------------------------------|-----|--------------|------------|----------|-----|-------------|-----|--------------|----------|
|                              | W   | lm           | lm/W       |          |     | K           |     |              |          |
| BY122P G5 LED300S/840 PSD NB | 205 | 30.000       | 146        | Yes      | >80 | 4000        | 22  | 911401632808 | 95602500 |
| BY122P G5 LED300S/840 PSD WB | 205 | 30.000       | 146        | Yes      | >80 | 4000        | 25  | 911401632908 | 95603200 |

CoreLine Highbay Gen5 - Accessory

[www.philips.com/coreline](http://www.philips.com/coreline)




| Product Type      | 12NC         | EOC code |
|-------------------|--------------|----------|
| BY121Z G5 BR L200 | 911401633208 | 95606399 |

# CoreLine LED luminaires

CoreLine Value Highbay

[www.philips.com/coreline](http://www.philips.com/coreline)



| Product Type              | LED | Lumen Output | Efficiency | Dimmable | CRI | Color Temp. | UGR | 12NC         | EOC code |
|---------------------------|-----|--------------|------------|----------|-----|-------------|-----|--------------|----------|
|                           | W   | lm           | lm/W       |          |     | K           |     |              |          |
| BY100P LED100S/840 PSU WB | 77  | 10.500       | 136        | No       | >80 | 4000        | 28  | 911401671107 | 54298300 |
| BY101P LED200S/840 PSU WB | 154 | 20.500       | 133        | No       | >80 | 4000        | 30  | 911401646207 | 52921200 |
| BY102P LED260S/840 PSU WB | 187 | 25.500       | 136        | No       | >80 | 4000        | 29  | 911401646307 | 52922900 |

CoreLine Value Highbay - Accessory

[www.philips.com/coreline](http://www.philips.com/coreline)




| Product Type     | 12NC         | EOC code |
|------------------|--------------|----------|
| 1 BY100Z BR L215 | 911401676807 | 54602899 |
| 2 BY101Z ALU     | 911401677107 | 54583099 |
| 3 BY102Z ALU     | 911401677207 | 54584799 |

# CoreLine LED luminaires

CoreLine Projector gen2

[www.philips.com/coreline](http://www.philips.com/coreline)



|     | Product Type            | LED | Lumen Output | Efficiency | Beam Angle | Dimmable | CRI | Color Temp. | UGR | 12NC         | EOC code |
|-----|-------------------------|-----|--------------|------------|------------|----------|-----|-------------|-----|--------------|----------|
|     |                         | W   | lm           | lm/W       | °          |          |     | K           |     |              |          |
| NEW | ST151T LED30S/940 MB BK | 27  | 3000         | 110        | 25         | No       | >90 | 4000        | 20  | 911401846682 | 52856799 |
| NEW | ST151T LED30S/940 MB WH | 27  | 3000         | 110        | 25         | No       | >90 | 4000        | 20  | 911401846882 | 52858199 |
| NEW | ST151T LED30S/940 WB BK | 27  | 3000         | 110        | 38         | No       | >90 | 4000        | 20  | 911401847082 | 52860499 |
| NEW | ST151T LED30S/940 WB WH | 27  | 3000         | 110        | 38         | No       | >90 | 4000        | 20  | 911401847282 | 52862899 |
| NEW | ST151T LED30S/930 MB BK | 30  | 3000         | 100        | 25         | No       | >90 | 3000        | 19  | 911401846582 | 52855099 |
| NEW | ST151T LED30S/930 MB WH | 30  | 3000         | 100        | 25         | No       | >90 | 3000        | 19  | 911401846782 | 52857499 |
| NEW | ST151T LED30S/930 WB BK | 30  | 3000         | 100        | 38         | No       | >90 | 3000        | 19  | 911401846982 | 52859899 |
| NEW | ST151T LED30S/930 WB WH | 30  | 3000         | 100        | 38         | No       | >90 | 3000        | 19  | 911401847182 | 52861199 |





# CoreLine LED luminaires

CoreLine Wall-mounted

[www.philips.com/coreline](http://www.philips.com/coreline)



| Product Type                        | LED   | Lumen Output | Efficiency | Beam Angle | Dimmable | CRI | Color Temp.    | UGR | Motion/Daylight sensor | 12NC         | EOC code |
|-------------------------------------|-------|--------------|------------|------------|----------|-----|----------------|-----|------------------------|--------------|----------|
|                                     | W     | lm           | lm/W       | °          |          |     | K              |     |                        |              |          |
| WL140V LED12S/830 PSR MDU WH        | 12    | 1200         | 90         | 120        | Yes      | >80 | 3000           | 22  | No                     | 911401851582 | 53082999 |
| WL140V LED12S/830 PSU WH            | 12    | 1275         | 105        | 120        | No       | >80 | 3000           | 22  | -                      | 911401847382 | 52871099 |
| WL140V LED12S/840 PSR MDU WH        | 12    | 1250         | 95         | 120        | Yes      | >80 | 4000           | 22  | No                     | 911401851682 | 53083699 |
| WL140V LED12S/840 PSU WH            | 12    | 1350         | 110        | 120        | No       | >80 | 4000           | 22  | -                      | 911401847482 | 52872799 |
| WL140V LED12S/830 PSED WH           | 13.5  | 1200         | 88         | 120        | Yes      | >80 | 3000           | 22  | -                      | 910505101534 | 97848800 |
| WL140V LED12S/840 PSED WH           | 13.5  | 1250         | 92         | 120        | Yes      | >80 | 4000           | 22  | -                      | 910505101550 | 97849500 |
| WL140V LED12S/830 PSED ELB3 WH      | 16.5  | 1200         | 72         | 120        | Yes      | >80 | 3000           | 22  | -                      | 910505101550 | 97864800 |
| WL140V LED12S/830 PSR ELB3 MDU WH   | 16.5  | 1200         | 72         | 120        | Yes      | >80 | 3000           | 22  | No                     | 910505101552 | 97866200 |
| WL140V LED12S/840 PSED ELB3 WH      | 16.5  | 1250         | 75         | 120        | Yes      | >80 | 4000           | 22  | -                      | 910505101551 | 97865500 |
| WL140V LED12S/840 PSR ELB3 MDU WH   | 16.5  | 1250         | 75         | 120        | Yes      | >80 | 4000           | 22  | No                     | 910505101553 | 97867900 |
| WL140V LED20S/830 PSU MDU WH        | 19    | 1850         | 95         | 120        | No       | >80 | 3000           | 24  | No                     | 911401847982 | 52877299 |
| WL140V LED20S/840 PSU MDU WH        | 19    | 1950         | 100        | 120        | No       | >80 | 4000           | 24  | No                     | 911401848082 | 52878999 |
| WL140V LED20S/830 PSU WH            | 20    | 2100         | 105        | 120        | No       | >80 | 3000           | 24  | -                      | 911401847582 | 52873499 |
| WL140V LED20S/840 PSU WH            | 20    | 2200         | 110        | 120        | No       | >80 | 4000           | 24  | -                      | 911401847682 | 52874199 |
| WL140V LED20S/830 PSED WH           | 22    | 2100         | 95         | 120        | Yes      | >80 | 3000           | 24  | -                      | 910505101538 | 97852500 |
| WL140V LED20S/840 PSED WH           | 22    | 2200         | 100        | 120        | Yes      | >80 | 4000           | 24  | -                      | 910505101539 | 97853200 |
| WL140V LED20S/830 PSR MDU WH        | 23    | 2100         | 90         | 120        | Yes      | >80 | 3000           | 24  | No                     | 911401851782 | 53084399 |
| WL140V LED20S/840 PSR MDU WH        | 23    | 2200         | 95         | 120        | Yes      | >80 | 4000           | 24  | No                     | 911401851882 | 53085099 |
| WL140V LED20S/830 PSED ELB3 WH      | 25    | 2100         | 84         | 120        | Yes      | >80 | 3000           | 24  | -                      | 910505101554 | 97868600 |
| WL140V LED20S/840 PSED ELB3 WH      | 25    | 2200         | 88         | 120        | Yes      | >80 | 4000           | 24  | -                      | 910505101555 | 97869300 |
| WL140V LED20S/830 PSR ELB3 MDU WH   | 28.5  | 2100         | 73         | 120        | Yes      | >80 | 3000           | 24  | No                     | 910505101556 | 97870900 |
| WL140V LED20S/840 PSR ELB3 MDU WH   | 28.5  | 2200         | 77         | 120        | Yes      | >80 | 4000           | 24  | No                     | 910505101557 | 97871600 |
| WL140V LED34S/830 PSR MDU WH        | 30    | 2950         | 98         | 120        | Yes      | >80 | 3000           | 25  | No                     | 911401851982 | 53086799 |
| WL140V LED34S/840 PSR MDU WH        | 30    | 3100         | 103        | 120        | Yes      | >80 | 4000           | 25  | No                     | 911401852082 | 53087499 |
| WL140V LED34S/830 PSU WH            | 32    | 3400         | 105        | 120        | No       | >80 | 3000           | 25  | -                      | 911401847782 | 52875899 |
| WL140V LED34S/840 PSU WH            | 32    | 3550         | 110        | 120        | No       | >80 | 4000           | 25  | -                      | 911401847882 | 52876599 |
| WL140V LED12_20S/827_830_840 PSU WH | 33-20 | 1200-2000    | 100        | 120        | No       | >80 | 2700-3000-4000 | 24  | -                      | 911401848182 | 52879699 |
| WL140V LED20_34S/827_830_840 PSU WH | 33-20 | 2000-3300    | 100        | 120        | No       | >80 | 2700-3000-4000 | 25  | -                      | 911401848282 | 52880299 |
| WL140V LED34S/830 PSED WH           | 35.5  | 3350         | 94         | 120        | Yes      | >80 | 3000           | 25  | -                      | 910505101542 | 97856300 |
| WL140V LED34S/840 PSED WH           | 35.5  | 3400         | 95         | 120        | Yes      | >80 | 4000           | 25  | -                      | 910505101543 | 97857000 |



# CoreLine LED luminaires

CoreLine Wall-mounted - Continued

[www.philips.com/coreline](http://www.philips.com/coreline)



| Product Type                      | LED  | Lumen Output | Efficiency | Beam Angle | Dimmable | CRI | Color Temp. | UGR | Motion/Daylight sensor | 12NC         | EOC code |
|-----------------------------------|------|--------------|------------|------------|----------|-----|-------------|-----|------------------------|--------------|----------|
|                                   | W    | lm           | lm/W       | °          |          |     |             |     |                        |              |          |
| WL140V LED34S/830 PSED ELB3 WH    | 38.5 | 3350         | 87         | 120        | Yes      | >80 | 3000        | 25  | -                      | 910505101558 | 97872300 |
| WL140V LED34S/830 PSR ELB3 MDU WH | 38.5 | 2900         | 76         | 120        | Yes      | >80 | 3000        | 25  | No                     | 910505101560 | 97874700 |
| WL140V LED34S/840 PSED ELB3 WH    | 38.5 | 3400         | 88         | 120        | Yes      | >80 | 4000        | 25  | -                      | 910505101559 | 97873000 |
| WL140V LED34S/840 PSR ELB3 MDU WH | 38.5 | 3100         | 80         | 120        | Yes      | >80 | 4000        | 25  | No                     | 910505101561 | 97875400 |

## Spots

[www.philips.com/coreline](http://www.philips.com/coreline)




| Product Type                      | LED | Lumen Output | 12NC         | EOC code |
|-----------------------------------|-----|--------------|--------------|----------|
|                                   | W   | lm           |              |          |
| RS140B LED6-32-/827 PSR PI6 ALU   | 8   | 650          | 912401483045 | -        |
| RS141B LED6-32-/830 PSR PI6 ALU   | 8   | 650          | 912401483049 | -        |
| RS141B LED6-32-/830 PSR PI6 WH    | 8   | 650          | 912401483035 | -        |
| RS141B LED6-32-/840 PSR PI6 WH    | 8   | 650          | 912401483036 | -        |
| RS142B LED6-32-/827 PSR PI6 WH FR | 8   | 650          | 912401483119 | -        |

# CoreLine LED luminaires

Spots - Accessory

[www.philips.com/coreline](http://www.philips.com/coreline)



IP IK  
IP20 IK03 18 / 6 / 12 PACK

| Product Type                  | 12NC         | EOC code |
|-------------------------------|--------------|----------|
| RS140Z CFRM SQR-ADJUST ALU    | 912401483135 | 38458699 |
| RS140Z CFRM SQR-ADJUST WH     | 912401483134 | 38456299 |
| RS140Z CFRM SQR-FIX Darklight | 912401483161 | 38508899 |
| RS143Z CFRM GRID 1x1 WH       | 912401483212 | 38832499 |
| RS143Z CFRM GRID 1x2 WH       | 912401483213 | 38833199 |
| RS143Z CFRM GRID 1x3 WH       | 912401483214 | 38834899 |

# CoreLine LED luminaires

CoreLine Recessed Spot gen2

[www.philips.com/coreline](http://www.philips.com/coreline)



IK  
IK03

5  
Years


18 PACK

| Product Type                              | LED | Lumen Output | Efficiency | Beam Angle | Dimmable | CRI | Color Temp. | UGR | IP rating | 12NC         | EOC code |
|---|-----|--------------|------------|------------|----------|-----|-------------|-----|-----------|--------------|----------|
|   | W   | lm           | lm/W       | °          |          |     | K           |     |           |              |          |
| 1 RS150B LED6-WB-/827 D78 PSR PI6 ALU     | 7.2 | 660          | 90         | 120        | Yes      | >80 | 2700        | 21  | IP20/54   | 911401824584 | 94167099 |
| 1 RS150B LED6-WB-/830 D78 PSR PI6 ALU     | 7.2 | 680          | 94         | 120        | Yes      | >80 | 3000        | 21  | IP20/54   | 911401810584 | 93820599 |
| 2 RS150B LED6-WB-/830 D78 PSR PI6 WH      | 7.2 | 680          | 94         | 120        | Yes      | >80 | 3000        | 21  | IP20/54   | 911401898982 | 54826899 |
| 1 RS150B LED6-WB-/840 D78 PSR PI6 ALU     | 7.2 | 720          | 100        | 120        | Yes      | >80 | 4000        | 21  | IP20/54   | 911401824484 | 94166399 |
| 2 RS150B LED6-WB-/840 D78 PSR PI6 WH      | 7.2 | 720          | 100        | 120        | Yes      | >80 | 4000        | 21  | IP20/54   | 911401899082 | 54827599 |
| 3 RS151B LED6-WB-/827 D78 PSR PI6 ALU     | 7.2 | 660          | 90         | 120        | Yes      | >80 | 2700        | 21  | IP20/44   | 911401897882 | 54815299 |
| 3 RS151B LED6-WB-/830 D78 PSR PI6 ALU     | 7.2 | 680          | 94         | 120        | Yes      | >80 | 3000        | 21  | IP20/44   | 911401897582 | 54812199 |
| 4 RS151B LED6-WB-/830 D78 PSR PI6 WH      | 7.2 | 680          | 94         | 120        | Yes      | >80 | 3000        | 21  | IP20/44   | 911401897482 | 54811499 |
| 4 RS151B LED6-WB-/830 D78HALOX PSR PI6 WH | 7.2 | 680          | 94         | 120        | Yes      | >80 | 3000        | 21  | IP20/44   | 911401811284 | 93843499 |
| 3 RS151B LED6-WB-/840 D78 PSR PI6 ALU     | 7.2 | 720          | 100        | 120        | Yes      | >80 | 4000        | 21  | IP20/44   | 911401897782 | 54814599 |
| 4 RS151B LED6-WB-/840 D78 PSR PI6 WH      | 7.2 | 720          | 100        | 120        | Yes      | >80 | 4000        | 21  | IP20/44   | 911401897682 | 54813899 |
| 5 RS155B LED6-WB-/827 D68 PSR PI6 ALU     | 7.2 | 720          | 100        | 120        | Yes      | >80 | 2700        | 30  | IP20/54   | 911401824784 | 94169499 |
| 6 RS155B LED6-WB-/840 D68 PSR PI6 ALU     | 7.2 | 800          | 110        | 120        | Yes      | >80 | 4000        | 30  | IP20/54   | 911401824684 | 94168799 |
| 7 RS155B LED6-WB-/827 D68 PSR PI6 WH      | 7.2 | 720          | 100        | 120        | Yes      | >80 | 2700        | 30  | IP20/54   | 911401828785 | 50265999 |
| 5 RS155B LED6-WB-/830 D68 PSR PI6 ALU     | 7.2 | 750          | 104        | 120        | Yes      | >80 | 3000        | 30  | IP20/54   | 911401822484 | 94098799 |

# CoreLine LED luminaires

CoreLine Recessed Spot gen2 - Continued

[www.philips.com/coreline](http://www.philips.com/coreline)



IK  
IK03

5  
Years

18 PACK

| Product Type                              | LED  | Lumen Output | Efficiency | Beam Angle | Dimmable | CRI | Color Temp. | UGR | IP rating | 12NC         | EOC code |
|---|------|--------------|------------|------------|----------|-----|-------------|-----|-----------|--------------|----------|
|   | W    | lm           | lm/W       | °          |          |     | K           |     |           |              |          |
| 1 RS155B LED6-WB-/830 D68 PSR PI6 WH      | 7.2  | 750          | 104        | 120        | Yes      | >80 | 3000        | 30  | IP20/54   | 911401822384 | 94097099 |
| 1 RS155B LED6-WB-/840 D68 PSR PI6 WH      | 7.2  | 800          | 110        | 120        | Yes      | >80 | 4000        | 30  | IP20/54   | 911401822584 | 94099499 |
| 2 RS156B LED6-WB-/827 D68 PSR PI6 ALU     | 7.2  | 720          | 100        | 120        | Yes      | >80 | 2700        | 30  | IP20/44   | 911401820984 | 94083399 |
| 3 RS156B LED6-WB-/827 D68 PSR PI6 WH      | 7.2  | 720          | 100        | 120        | Yes      | >80 | 2700        | 30  | IP20/44   | 911401828685 | 50264299 |
| 4 RS156B LED6-WB-/830 D68 PSR PI6 ALU     | 7.2  | 750          | 104        | 120        | Yes      | >80 | 3000        | 30  | IP20/44   | 911401820684 | 94080299 |
| 3 RS156B LED6-WB-/830 D68 PSR PI6 WH      | 7.2  | 750          | 104        | 120        | Yes      | >80 | 3000        | 30  | IP20/44   | 911401820584 | 94079699 |
| 3 RS156B LED6-WB-/830 D68HALOX PSR PI6 WH | 7.2  | 750          | 104        | 120        | Yes      | >80 | 3000        | 30  | IP20/44   | 911401821084 | 94084099 |
| 4 RS156B LED6-WB-/840 D68 PSR PI6 ALU     | 7.2  | 800          | 110        | 120        | Yes      | >80 | 4000        | 30  | IP20/44   | 911401820884 | 94082699 |
| 5 RS156B LED6-WB-/840 D68 PSR PI6 WH      | 7.2  | 800          | 110        | 120        | Yes      | >80 | 4000        | 30  | IP20/44   | 911401820784 | 94081999 |
| 6 RS150B LED9-WB-/830 D78 PSR PI6 ALU     | 10.2 | 900          | 88         | 120        | Yes      | >80 | 3000        | 22  | IP20/54   | 911401810684 | 93821299 |
| 7 RS150B LED9-WB-/830 D78 PSR PI6 WH      | 10.2 | 900          | 88         | 120        | Yes      | >80 | 3000        | 22  | IP20/54   | 911401899182 | 54828299 |
| 7 RS150B LED9-WB-/840 D78 PSR PI6 WH      | 10.2 | 950          | 93         | 120        | Yes      | >80 | 4000        | 22  | IP20/54   | 911401899282 | 54829999 |

# CoreLine LED luminaires

CoreLine Recessed Spot gen2 - Continued

[www.philips.com/coreline](http://www.philips.com/coreline)



IK03 5 Years 18 PACK

| Product Type                          | LED  | Lumen Output | Efficiency | Beam Angle | Dimmable | CRI | Color Temp. | UGR | IP rating | 12NC         | EOC code |
|---------------------------------------|------|--------------|------------|------------|----------|-----|-------------|-----|-----------|--------------|----------|
|                                       | W    | lm           | lm/W       | °          |          |     | K           |     |           |              |          |
| 1 RS151B LED9-WB-/830 D78 PSR PI6 ALU | 10.2 | 900          | 88         | 120        | Yes      | >80 | 3000        | 22  | IP20/44   | 911401898082 | 54817699 |
| 2 RS151B LED9-WB-/830 D78 PSR PI6 WH  | 10.2 | 900          | 88         | 120        | Yes      | >80 | 3000        | 22  | IP20/44   | 911401897982 | 54816999 |
| 1 RS151B LED9-WB-/840 D78 PSR PI6 ALU | 10.2 | 950          | 93         | 120        | Yes      | >80 | 4000        | 22  | IP20/44   | 911401810384 | 93818299 |
| 2 RS151B LED9-WB-/840 D78 PSR PI6 WH  | 10.2 | 950          | 93         | 120        | Yes      | >80 | 4000        | 22  | IP20/44   | 911401898182 | 54818399 |
| 3 RS155B LED9-WB-/830 D68 PSR PI6 ALU | 10.2 | 1000         | 98         | 120        | Yes      | >80 | 3000        | 30  | IP20/54   | 911401822784 | 94101499 |
| 4 RS155B LED9-WB-/830 D68 PSR PI6 WH  | 10.2 | 1000         | 98         | 120        | Yes      | >80 | 3000        | 30  | IP20/54   | 911401822684 | 94100799 |
| 5 RS155B LED9-WB-/840 D68 PSR PI6 WH  | 10.2 | 1080         | 105        | 120        | Yes      | >80 | 4000        | 30  | IP20/54   | 911401822884 | 94102199 |
| 6 RS156B LED9-WB-/830 D68 PSR PI6 ALU | 10.2 | 1000         | 98         | 120        | Yes      | >80 | 3000        | 30  | IP20/44   | 911401821284 | 94086499 |
| 7 RS156B LED9-WB-/830 D68 PSR PI6 WH  | 10.2 | 1000         | 98         | 120        | Yes      | >80 | 3000        | 30  | IP20/44   | 911401821184 | 94085799 |

# CoreLine LED luminaires

CoreLine Recessed Spot gen2 - Continued

[www.philips.com/coreline](http://www.philips.com/coreline)



| Product Type                           | LED  | Lumen Output | Efficiency | Beam Angle | Dimmable | CRI | Color Temp. | UGR | IP rating | 12NC         | EOC code |
|--|------|--------------|------------|------------|----------|-----|-------------|-----|-----------|--------------|----------|
|  | W    | lm           | lm/W       | °          |          |     | K           |     |           |              |          |
| 1 RS156B LED9-WB-/840 D68 PSR PI6 ALU  | 10.2 | 1080         | 105        | 120        | Yes      | >80 | 4000        | 30  | IP20/44   | 911401821484 | 94088899 |
| 2 RS156B LED9-WB-/840 D68 PSR PI6 WH   | 10.2 | 1080         | 105        | 120        | Yes      | >80 | 4000        | 30  | IP20/44   | 911401821384 | 94087199 |
| 3 RS150B LED12-WB-/830 D78 PSR PI6 ALU | 12.3 | 1280         | 104        | 120        | Yes      | >80 | 3000        | 24  | IP20/54   | 911401810784 | 93822999 |
| 4 RS150B LED12-WB-/830 D78 PSR PI6 WH  | 12.3 | 1280         | 104        | 120        | Yes      | >80 | 3000        | 24  | IP20/54   | 911401899382 | 54830599 |
| 4 RS150B LED12-WB-/840 D78 PSR PI6 WH  | 12.3 | 1320         | 107        | 120        | Yes      | >80 | 4000        | 24  | IP20/54   | 911401899482 | 54831299 |
| 5 RS151B LED12-WB-/830 D78 PSD PI10 WH | 12.3 | 1280         | 104        | 120        | Yes      | >80 | 3000        | 24  | IP20/44   | 911401898782 | 54824499 |
| 5 RS151B LED12-WB-/830 D78 PSR PI6 ALU | 12.3 | 1280         | 104        | 120        | Yes      | >80 | 3000        | 24  | IP20/44   | 911401898382 | 54820699 |
| 6 RS151B LED12-WB-/830 D78 PSR PI6 WH  | 12.3 | 1280         | 104        | 120        | Yes      | >80 | 3000        | 24  | IP20/44   | 911401898282 | 54819099 |
| 6 RS151B LED12-WB-/840 D78 PSD PI10 WH | 12.3 | 1320         | 107        | 120        | Yes      | >80 | 4000        | 24  | IP20/44   | 911401898882 | 54825199 |
| 5 RS151B LED12-WB-/840 D78 PSR PI6 ALU | 12.3 | 1320         | 107        | 120        | Yes      | >80 | 4000        | 24  | IP20/44   | 911401810484 | 93819999 |
| 6 RS151B LED12-WB-/840 D78 PSR PI6 WH  | 12.3 | 1320         | 107        | 120        | Yes      | >80 | 4000        | 24  | IP20/44   | 911401898482 | 54821399 |
| 7 RS155B LED12-WB-/830 D68 PSR PI6 ALU | 12.3 | 1300         | 105        | 120        | Yes      | >80 | 3000        | 33  | IP20/54   | 911401823084 | 94104599 |

# CoreLine LED luminaires

CoreLine Recessed Spot gen2 - Continued

[www.philips.com/coreline](http://www.philips.com/coreline)



| Product Type                           | LED  | Lumen Output | Efficiency | Beam Angle | Dimmable | CRI | Color Temp. | UGR | IP rating | 12NC         | EOC code |
|--|------|--------------|------------|------------|----------|-----|-------------|-----|-----------|--------------|----------|
|  | W    | lm           | lm/W       | °          |          |     |             |     |           |              |          |
| 1 RS155B LED12-WB-/830 D68 PSR PI6 WH  | 12.3 | 1300         | 105        | 120        | Yes      | >80 | 3000        | 33  | IP20/54   | 911401822984 | 94103899 |
| 2 RS155B LED12-WB-/840 D68 PSR PI6 WH  | 12.3 | 1380         | 112        | 120        | Yes      | >80 | 4000        | 33  | IP20/54   | 911401823184 | 94105299 |
| 3 RS156B LED12-WB-/830 D68 PSD PI10 WH | 12.3 | 1300         | 105        | 120        | Yes      | >80 | 3000        | 33  | IP20/44   | 911401822184 | 94095699 |
| 4 RS156B LED12-WB-/830 D68 PSR PI6 ALU | 12.3 | 1300         | 105        | 120        | Yes      | >80 | 3000        | 33  | IP20/44   | 911401821684 | 94090199 |
| 3 RS156B LED12-WB-/830 D68 PSR PI6 WH  | 12.3 | 1300         | 105        | 120        | Yes      | >80 | 3000        | 33  | IP20/44   | 911401821584 | 94089599 |
| 3 RS156B LED12-WB-/840 D68 PSD PI10 WH | 12.3 | 1380         | 112        | 120        | Yes      | >80 | 4000        | 33  | IP20/44   | 911401822284 | 94096399 |
| 4 RS156B LED12-WB-/840 D68 PSR PI6 ALU | 12.3 | 1380         | 112        | 120        | Yes      | >80 | 4000        | 33  | IP20/44   | 911401821884 | 94092599 |
| 5 RS156B LED12-WB-/840 D68 PSR PI6 WH  | 12.3 | 1380         | 112        | 120        | Yes      | >80 | 4000        | 33  | IP20/44   | 911401821784 | 94091899 |



# CoreLine LED luminaires

CoreLine Recessed Spot gen2 - Accessory

[www.philips.com/coreline](http://www.philips.com/coreline)



  
18 PACK

| Product Type                           | LED  | Lumen Output | Efficiency | Beam Angle | Dimmable | CRI | Color Temp. | UGR | IP rating | IK rating | Warranty | 12NC         | EOC code |
|--|------|--------------|------------|------------|----------|-----|-------------|-----|-----------|-----------|----------|--------------|----------|
|  | W    | lm           | lm/W       | °          |          |     | K           |     |           |           | Years    |              |          |
| RS150Z MODULE LED6-WB-/827 D78 PSR     | 7.2  | 660          | 90         | 38         | Yes      | >80 | 2700        | 21  | IP20/54   | IK02      | 5        | 911401899582 | 54832999 |
| RS150Z MODULE LED6-WB-/830 D78 PSR     | 7.2  | 680          | 94         | 38         | Yes      | >80 | 3000        | 21  | IP20/54   | IK02      | 5        | 911401899682 | 54833699 |
| RS150Z MODULE LED6-WB-/840 D78 PSR     | 7.2  | 720          | 100        | 38         | Yes      | >80 | 4000        | 21  | IP20/54   | IK02      | 5        | 911401899782 | 54834399 |
| RS155Z MODULE LED6-WB-/827 D68 PSR     | 7.2  | 720          | 100        | 120        | Yes      | >80 | 2700        | 30  | IP20/54   | IK02      | 5        | 911401823284 | 94106999 |
| RS155Z MODULE LED6-WB-/830 D68 PSR     | 7.2  | 750          | 104        | 120        | Yes      | >80 | 3000        | 30  | IP20/54   | IK02      | 5        | 911401823384 | 94107699 |
| RS155Z MODULE LED6-WB-/840 D68 PSR     | 7.2  | 800          | 110        | 120        | Yes      | >80 | 4000        | 30  | IP20/54   | IK02      | 5        | 911401823484 | 94108399 |
| RS150Z MODULE LED9-WB-/830 D78 PSR     | 10.2 | 900          | 88         | 38         | Yes      | >80 | 3000        | 22  | IP20/54   | IK02      | 5        | 911401899882 | 54835099 |
| RS150Z MODULE LED9-WB-/840 D78 PSR     | 10.2 | 950          | 93         | 38         | Yes      | >80 | 4000        | 22  | IP20/54   | IK02      | 5        | 911401899982 | 54836799 |
| RS155Z MODULE LED9-WB-/830 D68 PSR     | 10.2 | 1000         | 98         | 120        | Yes      | >80 | 3000        | 30  | IP20/54   | IK02      | 5        | 911401823584 | 94109099 |
| RS155Z MODULE LED9-WB-/840 D68 PSR     | 10.2 | 1080         | 105        | 120        | Yes      | >80 | 4000        | 30  | IP20/54   | IK02      | 5        | 911401823684 | 94110699 |
| RS150Z CFRM RND-ADJUST D80 ALU         | -    | -            | -          | -          | -        | -   | -           | -   | -         | IK03      | -        | 911401811784 | 93848999 |
| RS150Z CFRM RND-ADJUST D80 BK          | -    | -            | -          | -          | -        | -   | -           | -   | -         | IK03      | -        | 911401811884 | 93849699 |
| RS150Z CFRM RND-ADJUST D80 WH          | -    | -            | -          | -          | -        | -   | -           | -   | -         | IK03      | -        | 911401811684 | 93847299 |
| RS150Z CFRM RND-ADJUST D80 WH HALOX100 | -    | -            | -          | -          | -        | -   | -           | -   | -         | IK03      | -        | 911401812284 | 93853399 |
| RS150Z CFRM RND-FIX D78 ALU            | -    | -            | -          | -          | -        | -   | -           | -   | -         | IK03      | -        | 911401811584 | 93846599 |
| RS150Z CFRM RND-FIX D78 BK             | -    | -            | -          | -          | -        | -   | -           | -   | -         | IK03      | -        | 911401811484 | 93845899 |
| RS150Z CFRM RND-FIX D78 WH             | -    | -            | -          | -          | -        | -   | -           | -   | -         | IK03      | -        | 911401811384 | 93844199 |
| RS150Z CFRM SQR-ADJUST D80 ALU         | -    | -            | -          | -          | -        | -   | -           | -   | -         | IK03      | -        | 911401812084 | 93851999 |
| RS150Z CFRM SQR-ADJUST D80 WH          | -    | -            | -          | -          | -        | -   | -           | -   | -         | IK03      | -        | 911401811984 | 93850299 |
| RS155Z CFRM RND-ADJUST D70 ALU         | -    | -            | -          | -          | -        | -   | -           | -   | -         | IK03      | -        | 911401824184 | 94115199 |
| RS155Z CFRM RND-ADJUST D70 BK          | -    | -            | -          | -          | -        | -   | -           | -   | -         | IK03      | -        | 911401824284 | 94116899 |
| RS155Z CFRM RND-ADJUST D70 WH          | -    | -            | -          | -          | -        | -   | -           | -   | -         | IK03      | -        | 911401824084 | 94114499 |
| RS155Z CFRM RND-ADJUST D70 WH HALOX100 | -    | -            | -          | -          | -        | -   | -           | -   | -         | IK03      | -        | 911401824384 | 94117599 |
| RS155Z CFRM RND-FIX D68 ALU            | -    | -            | -          | -          | -        | -   | -           | -   | -         | IK03      | -        | 911401823984 | 94113799 |
| RS155Z CFRM RND-FIX D68 BK             | -    | -            | -          | -          | -        | -   | -           | -   | -         | IK03      | -        | 911401823884 | 94112099 |
| RS155Z CFRM RND-FIX D68 WH             | -    | -            | -          | -          | -        | -   | -           | -   | -         | IK03      | -        | 911401823784 | 94111399 |

# CoreLine LED luminaires

CoreLine tempo X-Large

[www.philips.com/coreline](http://www.philips.com/coreline)




| Product Type                           | LED | Lumen Output | Efficiency | Dimmable | CRI | Color Temp. | 12NC         | EOC code |
|--|-----|--------------|------------|----------|-----|-------------|--------------|----------|
|  | W   | lm           | lm/W       |          |     | K           |              |          |
| BVP140 LED360-4S 30K6/740 PSD OFA52 D9 | 225 | 30.600       | 136        | Yes      | >70 | 4000        | 912300024344 | 87288500 |
| BVP140 LED360-4S 30K6/740 PSU OFA52    | 225 | 30.600       | 136        | No       | >70 | 4000        | 912300024336 | 87280900 |
| BVP140 LED360-4S 31K3/740 PSD S D9     | 225 | 31.320       | 139        | Yes      | >70 | 4000        | 912300024348 | 87292200 |
| BVP140 LED360-4S 31K3/740 PSU S        | 225 | 31.320       | 139        | No       | >70 | 4000        | 912300024340 | 87284700 |
| BVP140 LED360-4S 30K6/730 PSU OFA52    | 245 | 30.600       | 125        | No       | >70 | 3000        | 912300057776 | 90527900 |
| BVP140 LED360-4S 31K3/730 PSU S        | 245 | 31.320       | 128        | No       | >70 | 3000        | 912300057779 | 90530900 |
| BVP140 LED420-4S 35K3/740 PSD OFA52 D9 | 250 | 35.280       | 141        | Yes      | >70 | 4000        | 912300024343 | 87287800 |
| BVP140 LED420-4S 35K3/740 PSU OFA52    | 250 | 35.280       | 141        | No       | >70 | 4000        | 912300024335 | 87279300 |
| BVP140 LED420-4S 36K1/740 PSD S D9     | 250 | 36.120       | 144        | Yes      | >70 | 4000        | 912300024347 | 87291500 |
| BVP140 LED420-4S 36K1/740 PSU S        | 250 | 36.120       | 144        | No       | >70 | 4000        | 912300024339 | 87283000 |
| BVP140 LED420-4S 35K3/730 PSU OFA52    | 275 | 35.280       | 128        | No       | >70 | 3000        | 912300057775 | 90526200 |
| BVP140 LED420-4S 36K1/730 PSU S        | 275 | 36.120       | 131        | No       | >70 | 3000        | 912300057778 | 90529300 |
| BVP140 LED450-4S 37K8/730 PSU OFA52    | 295 | 37.800       | 128        | No       | >70 | 3000        | 912300057774 | 90522400 |
| BVP140 LED450-4S 38K7/730 PSU S        | 295 | 38.700       | 131        | No       | >70 | 3000        | 912300057777 | 90528600 |
| BVP140 LED480-4S 40K3/740 PSD OFA52 D9 | 295 | 40.320       | 137        | Yes      | >70 | 4000        | 912300024342 | 87286100 |
| BVP140 LED480-4S 40K3/740 PSU OFA52    | 295 | 40.320       | 137        | No       | >70 | 4000        | 912300024334 | 87278600 |
| BVP140 LED480-4S 41K3/740 PSD S D9     | 295 | 41.280       | 140        | Yes      | >70 | 4000        | 912300024346 | 87290800 |
| BVP140 LED480-4S 41K3/740 PSU S        | 295 | 41.280       | 140        | No       | >70 | 4000        | 912300024338 | 87282300 |

# CoreLine LED luminaires

CoreLine tempo large

[www.philips.com/coreline](http://www.philips.com/coreline)



| Product Type                             | LED | Lumen Output | Efficiency | Dimmable | CRI | Color Temp. | 12NC         | EOC code |
|--|-----|--------------|------------|----------|-----|-------------|--------------|----------|
|  | W   | lm           | lm/W       |          |     | K           |              |          |
| BVP130 LED160-4S/740 PSU OFA52 ALU C1KC3 | 109 | 16.000       | 150        | No       | 70  | 4000        | 912300023662 | 09641000 |
| BVP130 LED160-4S/740 PSU S ALU C1KC3     | 109 | 16.000       | 154        | No       | 70  | 4000        | 912300023665 | 09644100 |
| BVP130 LED160-4S/730 A                   | 114 | 16.000       | 142        | No       | 70  | 3000        | 912300057770 | 90520000 |
| BVP130 LED160-4S/730 S                   | 114 | 16.000       | 145        | No       | 70  | 3000        | 912300057773 | 90525500 |
| BVP130 LED210-4S/740 PSU OFA52 ALU C1KC3 | 146 | 21.000       | 144        | No       | 70  | 4000        | 912300023661 | 09640300 |
| BVP130 LED210-4S/740 PSU S ALU C1KC3     | 146 | 21.000       | 147        | No       | 70  | 4000        | 912300023664 | 09643400 |
| BVP130 LED210-4S/730 A                   | 153 | 20.500       | 135        | No       | 70  | 3000        | 912300057769 | 90516300 |
| BVP130 LED210-4S/730 S                   | 153 | 20.500       | 138        | No       | 70  | 3000        | 912300057772 | 90524800 |
| BVP130 LED260-4S/740 PSU OFA52 ALU C1KC3 | 182 | 26.000       | 143        | No       | 70  | 4000        | 912300023660 | 09639700 |
| BVP130 LED260-4S/740 PSU S ALU C1KC3 T35 | 182 | 26.000       | 146        | No       | 70  | 4000        | 912300023663 | 09642700 |
| BVP130 LED260-4S/730 A                   | 191 | 26.000       | 133        | No       | 70  | 3000        | 912300057768 | 90517000 |
| BVP130 LED260-4S/730 S                   | 191 | 26.000       | 136        | No       | 70  | 3000        | 912300057771 | 90523100 |



# CoreLine LED luminaires

CoreLine tempo medium

[www.philips.com/coreline](http://www.philips.com/coreline)



| Product Type                             | LED | Lumen Output | Efficiency | Dimmable | CRI | Color Temp. | 12NC         | EOC code |
|--|-----|--------------|------------|----------|-----|-------------|--------------|----------|
|  | W   | lm           | lm/W       |          |     | K           |              |          |
| BVP125 LED80-4S/740 PSU OFA52 ALU C1KC3  | 55  | 8000         | 147        | No       | 70  | 4000        | 912300024002 | 45588000 |
| BVP125 LED80-4S/740 PSU S ALU C1KC3      | 55  | 8000         | 150        | No       | 70  | 4000        | 912300024004 | 45590300 |
| BVP125 LED80-4S/730 PSU OFA52 ALU C1KC3  | 75  | 8000         | 135        | No       | 70  | 3000        | 912300057765 | 90518700 |
| BVP125 LED80-4S/730 PSU S ALU C1KC3      | 75  | 8000         | 138        | No       | 70  | 3000        | 912300057767 | 90521700 |
| BVP125 LED120-4S/730 PSU OFA52 ALU C1KC3 | 86  | 12.000       | 139        | No       | 70  | 3000        | 912300057764 | 90515600 |
| BVP125 LED120-4S/730 PSU S ALU C1KC3     | 86  | 12.000       | 142        | No       | 70  | 3000        | 912300057766 | 90519400 |
| BVP125 LED120-4S/740 PSU OFA52 ALU C1KC3 | 88  | 12.000       | 136        | No       | 70  | 4000        | 912300024001 | 45587300 |
| BVP125 LED120-4S/740 PSU S ALU C1KC3     | 88  | 12.000       | 139        | No       | 70  | 4000        | 912300024003 | 45589700 |

CoreLine tempo small

[www.philips.com/coreline](http://www.philips.com/coreline)



|     | Product Type              | LED | Lumen Output | Efficiency | Dimmable | CRI | Color Temp. | 12NC         | EOC code |
|-----|---------------------------|-----|--------------|------------|----------|-----|-------------|--------------|----------|
|     |                           | W   | lm           | lm/W       |          |     | K           |              |          |
| NEW | BVP111 LED49-4S/730 OFA52 | 31  | 4263         | 136        | No       | 70  | 3000        | 912300060468 | 55681200 |
| NEW | BVP111 LED49-4S/730 S     | 31  | 4263         | 136        | No       | 70  | 3000        | 912300060470 | 55735200 |
| NEW | BVP111 LED51-4S/740 OFA52 | 31  | 4437         | 142        | No       | 70  | 4000        | 912300060466 | 55679900 |
| NEW | BVP111 LED51-4S/740 S     | 31  | 4437         | 142        | No       | 70  | 4000        | 912300060467 | 55680500 |
| NEW | BVP111 LED73-4S/740 OFA52 | 43  | 6278         | 145        | No       | 70  | 4000        | 912300060469 | 55682900 |

# CoreLine LED luminaires

CoreLine Malaga LED \*

[www.philips.com/coreline](http://www.philips.com/coreline)


























| Product Type            | LED  | Lumen Output | Efficiency | Dimmable | CRI | Color Temp. | 12NC         | EOC code |
|-------------------------|------|--------------|------------|----------|-----|-------------|--------------|----------|
|                         | W    | lm           | lm/W       |          |     | K           |              |          |
| BRP101 LED37/740 I DM   | 29.6 | 3054         | 103        | No       | 70  | 4000        | 910925865338 | 99815100 |
| BRP101 LED37/740 II DM  | 29.6 | 3054         | 103        | No       | 70  | 4000        | 910925865339 | 99816800 |
| BRP102 LED55/740 I DM   | 39   | 4600         | 118        | No       | 70  | 4000        | 910925865340 | 99817500 |
| BRP102 LED55/740 II DM  | 39   | 4600         | 118        | No       | 70  | 4000        | 910925865341 | 99818200 |
| BRP102 LED75/740 I DM   | 56.5 | 6133         | 109        | No       | 70  | 4000        | 910925865342 | 99819900 |
| BRP102 LED75/740 II DM  | 56.5 | 6133         | 109        | No       | 70  | 4000        | 910925865343 | 99820500 |
| BRP102 LED110/740 I DM  | 83   | 9006         | 111        | No       | 70  | 4000        | 910925865344 | 99821200 |
| BRP102 LED110/740 II DM | 83   | 9006         | 111        | No       | 70  | 4000        | 910925865345 | 99822900 |

\*Additionally, the CoreLine malaga LED is available with Warm White LED modules (730) or Dynadimmer. Please contact your Signify representative for ordering options.

# Philips Ledinaire

Value

| Office  |   | Industry   |   | Parking   |   | Retail |  | Outdoor |  |
|---|---|--|---|---|---|--------|--|---------|--|
|   |    |    |    |  |  |        |  |         |  |
| Ledinaire panel   | Ledinaire recessed  | Ledinaire batten   | Ledinaire batten  | Ledinaire recessed downlight  | Ledinaire floodlight  |        |  |         |  |
|   |    |    |    |  |   |        |  |         |  |
| Ledinaire panel EcoSet  | Ledinaire EcoSet sensor, remote and switch  | Ledinaire waterproof WT060C  | Ledinaire waterproof WT060C   | Ledinaire slim downlight  |   |        |  |         |  |
|    |    |    |    |   |   |        |  |         |  |
| Ledinaire surface-mounted   | Ledinaire slim downlight  | Ledinaire waterproof WT065C  | Ledinaire waterproof WT065C   |   |   |        |  |         |  |
|    |  |  |  |   |   |        |  |         |  |
| Ledinaire recessed downlight  | Ledinaire ClearAccent   | Ledinaire highbay  | Ledinaire square wall-mounted   |   |   |        |  |         |  |
|    |  |  |   |   |   |        |  |         |  |
| Ledinaire wall-mounted WL060V   | Ledinaire wall-mounted WL070V   |  |   |   |   |        |  |         |  |

# Real pros count on reliable solutions for daily demands

Philips Ledinaire is the essential range of trusted products for everyday lighting jobs that need good performance

Count on honest, hard-working solutions that deliver what they promise. Get trusted performance and the results you expect with Philips-tested key components. And for a price that's on your side! Philips Ledinaire – the essential range of trusted products for everyday lighting jobs that need good performance.



Our latest addition to the Ledinaire family, the Ledinaire All-in luminaires offer a MultiLumen and/or Multi ColorTemp feature for maximized installation flexibility on site, be it new installation or maintenance jobs.



#### Trusted

What you need and expect is what you get. And that's a promise you can count on every time!



#### Reliable

Proven Philips quality. Every key component is tested for a maximum of reliability and long-term performance.



#### Great value

Perfect results don't need to blow the budget. With Ledinaire, you get great value lighting from the leader in LED.

Contents

Interact Ready

CoreLine

Ledinaire

LED spots

LED bulbs

LED candles & lusters

LED tubes

LED PL-lamps

TrueForce



NEW: Philips Ledinaire EcoSet

# Small effort. Big savings.

Discover Ledinaire EcoSet for a simple upgrade from regular on-off lighting to an automated solution!

## Here's how it works



Ledinaire EcoSet luminaire with integrated wireless controls



External motion and daylight detection sensor



Automated dimming

## Your benefits

- **Simple to install and set up:** install just like a regular luminaire
- **Built to last:** the reliable technology and pre-defined settings ensure a robust lighting installation
- **Trusted quality:** you and your customers can rely on the renowned quality of Philips Ledinaire luminaires
- **Great value solution:** revolutionary payback times due to low initial investment and significant annual energy savings



You can easily recognize the Ledinaire EcoSet products by this icon



## Ledinaire EcoSet for offices

✓ Lower energy bills

✓ Higher comfort

✓ Fast payback

## What you'll need



Ledinaire panel EcoSet



Ledinaire office sensor EcoSet



Ledinaire remote EcoSet



Ledinaire wall switch EcoSet (optional)



Coming soon: Philips Ledinaire EcoSet for parking applications!



# New: Philips Ledinaire All-in

## All you need to pack for your next job

Philips Ledinaire All-in luminaires offer up to 3 color temperatures and up to 2 lumen outputs in a single luminaire. Installation is made easy with our field-proven quick connector. Enjoy greatest convenience and flexibility on-site at the flip of a switch.



### Here's how it works

- The lumen output and/or color temperature can be adjusted via an integrated switch.\*
- Multi ColorTemp: 2700K/3000K/3500K/4000K/6500K\*
- Multi Lumen: 1,100 lm/1,700 lm, 2,900 lm/4,800 lm, 4,100 lm /6,800 lm\*



\* Depending on product.

### Your benefits

- Reduced risk to pick the wrong luminaire. Just change the setting on location.
- Perfect for maintenance: pick the right setting on-site while changing luminaires or adjust after installation to the clients' preferences.
- Enjoy fast installation thanks to quick connectors
- All-in luminaires fulfill our highest standards to give you peace of mind. And happy

Ledinaire panel All-in



Ledinaire slim downlight All-in



Ledinaire ClearAccent All-in



Ledinaire wall-mounted All-in



Ledinaire waterproof All-in



### Product highlights

## Philips Ledinaire slim downlight

Energy-efficient, professional luminaire for general lighting applications

- Easily adjust color temperature via an integrated switch
- Available color temperature package: 3000K/4000K/6500K
- Different sizes: Round D150 mm and D200 mm
- IP44 front & Direct IC
- Easy quick connector



## Philips Ledinaire ClearAccent

Reliable lighting performance with precise design

- Easily adjust color temperature via an integrated switch
- Available color temperature package: 2700K/3000K/4000K
- IP65 front & Direct IC
- Easy quick connector loop-in loop-out and plug-in quick connector




# Ledinaire LED luminaires

Easily make the switch to LED lighting without high investments. The Philips Ledinaire portfolio consists of 9 popular LED luminaires. Choose affordable, reliable and energy-efficient lighting from the leading name in LED.

## Ledinaire Panel Office compliant


[www.lighting.philips.com/main/products/ledinaire](http://www.lighting.philips.com/main/products/ledinaire)



|     | Product Type                      | LED | Lumen Output | Efficiency | Dimmable | CRI | Color Temp. | UGR | 12NC         | EOC code |
|-----|-----------------------------------|-----|--------------|------------|----------|-----|-------------|-----|--------------|----------|
|     |                                   | W   | lm           | lm/W       |          |     | K           |     |              |          |
| NEW | RC065B LED34S/830 PSU W60L60 OC   | 34  | 3400         | 100        | No       | ≥80 | 3000        | 19  | 911401850782 | 53065299 |
| NEW | RC065B LED34S/840 PSD W60L60 OC   | 34  | 3400         | 100        | Yes      | ≥80 | 4000        | 19  | 911401850682 | 53064599 |
| NEW | RC065B LED34S/840 PSU W60L60 OC   | 34  | 3400         | 100        | No       | ≥80 | 4000        | 19  | 911401884580 | 38647499 |
| NEW | RC065B LED34S/840 PSU W60L60 OC 2 | 34  | 3400         | 100        | No       | ≥80 | 4000        | 19  | 911401819584 | 94043799 |
| NEW | RC065B LED34S/865 PSU W60L60 OC   | 34  | 3400         | 100        | No       | ≥80 | 6500        | 19  | 911401884680 | 36204599 |
| NEW | RC066B LED34S/830 PSU W62L62 OC   | 34  | 3400         | 100        | No       | ≥80 | 3000        | 19  | 911401810184 | 93814499 |
| NEW | RC066B LED34S/840 PSD W62L62 OC   | 34  | 3400         | 100        | Yes      | ≥80 | 4000        | 19  | 911401810284 | 93815199 |
| NEW | RC066B LED34S/840 PSU W62L62 OC   | 34  | 3400         | 100        | No       | ≥80 | 4000        | 19  | 911401884780 | 36558999 |

## Ledinaire Panel Non-office compliant

[www.lighting.philips.com/main/products/ledinaire](http://www.lighting.philips.com/main/products/ledinaire)



|     | Product Type                       | LED | Lumen Output | Efficiency | Dimmable | CRI | Color Temp. | UGR | 12NC         | EOC code |
|-----|------------------------------------|-----|--------------|------------|----------|-----|-------------|-----|--------------|----------|
|     |                                    | W   | lm           | lm/W       |          |     | K           |     |              |          |
| NEW | RC065B LED34S/830 PSU W60L60 NOC   | 34  | 3400         | 100        | No       | ≥80 | 3000        | 22  | 911401850882 | 53066999 |
| NEW | RC065B LED34S/840 PSU W60L60 NOC   | 34  | 3400         | 100        | No       | ≥80 | 4000        | 22  | 911401885080 | 79180399 |
| NEW | RC065B LED34S/840 PSU W60L60 NOC 2 | 34  | 3400         | 100        | No       | ≥80 | 4000        | 22  | 911401819684 | 94044499 |
| NEW | RC065B LED34S/865 PSU W60L60 NOC   | 34  | 3400         | 100        | No       | ≥80 | 6500        | 22  | 911401885180 | 36206999 |
| NEW | RC065B LED41S/840 PSU W60L60 NOC   | 44  | 4100         | 93         | No       | ≥80 | 4000        | 22  | 911401823781 | 36926699 |

# Ledinaire LED luminaires

Ledinaire Panel - Accessory

[www.lighting.philips.com/main/products/ledinaire](http://www.lighting.philips.com/main/products/ledinaire)



10 /20 /40 PACK

| Product Type        | IP rating | IK rating | 12NC         | EOC code |
|---------------------|-----------|-----------|--------------|----------|
| ① RC065Z SC         | IP20      | IK02      | 911401892680 | 36274899 |
| ② RC065Z SMB W60L60 | IP20      | IK02      | 911401892480 | 36272499 |
| ③ RC065Z SME-3 WH   | -         | -         | 911401805681 | 36592399 |
| ② RC066Z SMB W62L62 | IP20      | IK02      | 911401892580 | 36273199 |

Ledinaire Recessed Non-office compliant

[www.lighting.philips.com/main/products/ledinaire](http://www.lighting.philips.com/main/products/ledinaire)



| Product Type                     | LED | Lumen Output | Efficiency | Beam Angle | Dimmable | CRI | Color Temp. | UGR | 12NC         | EOC code |
|----------------------------------|-----|--------------|------------|------------|----------|-----|-------------|-----|--------------|----------|
|                                  | W   | lm           | lm/W       | °          |          |     | K           |     |              |          |
| RC060B LED34S/840 PSU W60L60 NOC | 34  | 3400         | 100        | 110        | No       | ≥80 | 4000        | 25  | 911401850780 | 06958500 |
| RC060B LED40S/840 PSU W60L60 NOC | 40  | 4000         | 100        | 110        | No       | ≥80 | 4000        | 25  | 911401842380 | 35040000 |

# Ledinaire LED luminaires

Ledinaire Surface-mounted Office compliant

[www.lighting.philips.com/main/products/ledinaire](http://www.lighting.philips.com/main/products/ledinaire)



| Product Type                     | LED | Lumen Output | Efficiency | Beam Angle | Dimmable | CRI | Color Temp. | UGR | 12NC         | EOC code |
|----------------------------------|-----|--------------|------------|------------|----------|-----|-------------|-----|--------------|----------|
|                                  | W   | lm           | lm/W       | °          |          |     | K           |     |              |          |
| SM060C LED34S/840 PSU W20L120 OC | 34  | 3400         | 100        | 80         | No       | ≥80 | 4000        | 19  | 911401842280 | 35039400 |

Ledinaire Surface-mounted Non-office compliant

[www.lighting.philips.com/main/products/ledinaire](http://www.lighting.philips.com/main/products/ledinaire)



| Product Type                      | LED | Lumen Output | Efficiency | Beam Angle | Dimmable | CRI | Color Temp. | UGR | 12NC         | EOC code |
|-----------------------------------|-----|--------------|------------|------------|----------|-----|-------------|-----|--------------|----------|
|                                   | W   | lm           | lm/W       | °          |          |     | K           |     |              |          |
| SM060C LED34S/840 PSU W20L120 NOC | 34  | 3400         | 100        | 110        | No       | ≥80 | 4000        | 25  | 911401850680 | 06962200 |
| SM060C LED40S/840 PSU W20L120 NOC | 40  | 4000         | 100        | 110        | No       | ≥80 | 4000        | 25  | 911401842480 | 35041700 |

# Ledinaire LED luminaires

Ledinaire Wall-mounted WL060V

[www.lighting.philips.com/main/products/ledinaire](http://www.lighting.philips.com/main/products/ledinaire)



| Product Type                    | LED |      | Lumen Output |    | Efficiency | Dimmable | CRI | Color Temp. | UGR | Motion/Daylight sensor | 12NC     | EOC code |
|---------------------------------|-----|------|--------------|----|------------|----------|-----|-------------|-----|------------------------|----------|----------|
|                                 | W   | lm   | lm/W         |    |            |          | K   |             |     |                        |          |          |
| WL060V LED11S/830 PSU II WH     | 11  | 1100 | 100          | No | >80        | 3000     | 22  | -           |     | 911401887384           | 96009199 |          |
| WL060V LED11S/840 PSU II WH     | 11  | 1100 | 100          | No | >80        | 4000     | 22  | -           |     | 911401887484           | 96010799 |          |
| WL060V LED17S/830 PSU II WH     | 17  | 1700 | 100          | No | >80        | 3000     | 22  | -           |     | 911401887584           | 96011499 |          |
| WL060V LED17S/840 PSU II WH     | 17  | 1700 | 100          | No | >80        | 4000     | 22  | -           |     | 911401887684           | 96012199 |          |
| WL060V LED17S/830 PSU MDU II WH | 19  | 1700 | 90           | No | >80        | 3000     | 22  | No          |     | 911401883284           | 95990399 |          |
| WL060V LED17S/840 PSU MDU II WH | 19  | 1700 | 90           | No | >80        | 4000     | 22  | No          |     | 911401883384           | 95991099 |          |

Ledinaire Wall-mounted WL070V

[www.lighting.philips.com/main/products/ledinaire](http://www.lighting.philips.com/main/products/ledinaire)



| Product Type                     | LED   | Lumen Output |      | Efficiency | Beam Angle | Dimmable | CRI            | Color Temp. | UGR | Motion/Daylight sensor | Warranty | 12NC         | EOC code |
|----------------------------------|-------|--------------|------|------------|------------|----------|----------------|-------------|-----|------------------------|----------|--------------|----------|
|                                  | W     | lm           | lm/W |            | °          |          |                | K           |     |                        | Years    |              |          |
| NEW WL070V LED11_17S/830_835_840 | 11-17 | 1100-1700    | 100  | -          | No         | ≥80      | 3000-3500-4000 | -           | -   | -                      | 5        | 911401833985 | 50824899 |
| WL070V LED11S/830 PSU II WH      | 11    | 1100         | 95   | 120        | No         | >80      | 3000           | 25          | -   |                        | 3        | 911401826382 | 52266499 |
| WL070V LED11S/840 PSU II WH      | 11    | 1100         | 100  | 120        | No         | >80      | 4000           | 25          | -   |                        | 3        | 911401826482 | 52267199 |
| WL070V LED17S/830 PSU II WH      | 17    | 1700         | 95   | 120        | No         | >80      | 3000           | 25          | -   |                        | 3        | 911401826582 | 52268899 |
| WL070V LED17S/840 PSU II WH      | 17    | 1700         | 100  | 120        | No         | >80      | 4000           | 25          | -   |                        | 3        | 911401826682 | 52269599 |
| WL070V LED17S/830 PSU MDU II WH  | 19    | 1700         | 85   | 120        | No         | >80      | 3000           | 25          | No  |                        | 3        | 911401826782 | 52270199 |
| WL070V LED17S/840 PSU MDU II WH  | 19    | 1700         | 85   | 120        | No         | >80      | 4000           | 25          | No  |                        | 3        | 911401826882 | 52271899 |

# Ledinaire LED luminaires

Ledinaire Square Wall-mounted

[www.lighting.philips.com/main/products/ledinaire](http://www.lighting.philips.com/main/products/ledinaire)



| Product Type                | LED | Lumen Output | Efficiency | Beam Angle | Dimmable | CRI | Color Temp. | UGR | Motion/Daylight sensor | 12NC         | EOC code |
|-----------------------------|-----|--------------|------------|------------|----------|-----|-------------|-----|------------------------|--------------|----------|
|                             | W   | lm           | lm/W       | °          |          |     | K           |     |                        |              |          |
| WL055V LED6S/830 PSR MDU WH | 6   | 600          | 100        | 110        | Yes      | >80 | 3000        | 25  | No                     | 911401862580 | 35409599 |
| WL055V LED6S/830 PSU WH     | 6   | 600          | 100        | 110        | No       | >80 | 3000        | 25  | -                      | 911401834880 | 34941199 |
| WL055V LED6S/840 PSR MDU WH | 6   | 630          | 105        | 110        | Yes      | >80 | 4000        | 25  | No                     | 911401850580 | 35064699 |
| WL055V LED6S/840 PSU WH     | 6   | 630          | 105        | 110        | No       | >80 | 4000        | 25  | -                      | 911401834980 | 34942899 |
| WL055V LED6S/830 PSU EL3 WH | 8   | 600          | 75         | 110        | No       | >80 | 3000        | 22  | -                      | 910505100602 | 96774199 |
| WL055V LED6S/840 PSU EL3 WH | 8   | 630          | 79         | 110        | No       | >80 | 4000        | 22  | -                      | 910505100601 | 96773499 |

Ledinaire Batten

[www.lighting.philips.com/main/products/ledinaire](http://www.lighting.philips.com/main/products/ledinaire)



| Product Type            | LED | Lumen Output | Efficiency | Dimmable | CRI | Color Temp. | UGR | 12NC         | EOC code |
|-------------------------|-----|--------------|------------|----------|-----|-------------|-----|--------------|----------|
|                         | W   | lm           | lm/W       |          |     | K           |     |              |          |
| BN021C LED5S/830 L300   | 5   | 480          | 96         | No       | >80 | 3000        | 27  | 911401841882 | 52785099 |
| BN021C LED5S/840 L300   | 5   | 540          | 108        | No       | >80 | 4000        | 27  | 911401841782 | 52784399 |
| BN021C LED10S/830 L600  | 10  | 960          | 96         | No       | >80 | 3000        | 27  | 911401842082 | 52787499 |
| BN021C LED10S/840 L600  | 10  | 1050         | 105        | No       | >80 | 4000        | 27  | 911401841982 | 52786799 |
| BN021C LED14S/830 L900  | 15  | 1450         | 96.7       | No       | >80 | 3000        | 27  | 911401842282 | 52789899 |
| BN021C LED15S/840 L900  | 15  | 1600         | 106.7      | No       | >80 | 4000        | 27  | 911401842182 | 52788199 |
| BN021C LED19S/830 L1200 | 20  | 1900         | 95         | No       | >80 | 3000        | 27  | 911401842482 | 52791199 |
| BN021C LED20S/840 L1200 | 20  | 2100         | 105        | No       | >80 | 4000        | 27  | 911401842382 | 52790499 |
| BN021C LED24S/830 L1500 | 24  | 2400         | 100        | No       | >80 | 3000        | 27  | 911401842682 | 52793599 |
| BN021C LED25S/840 L1500 | 24  | 2600         | 108.3      | No       | >80 | 4000        | 27  | 911401842582 | 52792899 |

# Ledinaire LED luminaires

Ledinaire Batten - Accessory

[www.lighting.philips.com/main/products/ledinaire](http://www.lighting.philips.com/main/products/ledinaire)



IP20 IK02 10 PACK

| Product Type | 12NC         | EOC code |
|--------------|--------------|----------|
| BN021Z C600  | 911401846482 | 52854399 |

Ledinaire High-bay

[www.lighting.philips.com/main/products/ledinaire](http://www.lighting.philips.com/main/products/ledinaire)



L70 at 50,000 IP65 IK06 3 Years 1 PACK

| Product Type                    | LED | Lumen Output | Efficiency | Dimmable | CRI | Color Temp. | UGR            | 12NC         | EOC code |
|---------------------------------|-----|--------------|------------|----------|-----|-------------|----------------|--------------|----------|
|                                 | W   | lm           | lm/W       |          |     | K           |                |              |          |
| BY020P G2 LED105S/840 PSU WB GR | 94  | 10.500       | 112        | No       | >80 | 4000        | Not applicable | 911401642407 | 52405700 |
| BY021P G2 LED205S/840 PSU WB GR | 168 | 20.500       | 122        | No       | >80 | 4000        | Not applicable | 911401642307 | 52404000 |

# Ledinaire LED luminaires

Ledinaire High-bay - Accessory

[www.lighting.philips.com/main/products/ledinaire](http://www.lighting.philips.com/main/products/ledinaire)



| Product Type    | 12NC         | EOC code |
|-----------------|--------------|----------|
| 1 BY020Z G2 ALU | 911401657907 | 53017199 |
| 2 BY021Z G2 ALU | 911401658007 | 53016499 |

Ledinaire Waterproof

[www.lighting.philips.com/main/products/ledinaire](http://www.lighting.philips.com/main/products/ledinaire)



| Product Type                       | LED | Lumen Output | Efficiency | Beam Angle | Dimmable | CRI | Color Temp. | UGR | 12NC         | EOC code |
|------------------------------------|-----|--------------|------------|------------|----------|-----|-------------|-----|--------------|----------|
|                                    | W   | lm           | lm/W       | °          |          |     | K           |     |              |          |
| WT060C LED18S/840 PSU L600 BN      | 15  | 1800         | 120        | 120        | No       | >80 | 4000        | 26  | 911401876480 | 36007299 |
| WT060C LED25S/840 PSU L1200 BN     | 20  | 2500         | 120        | 120        | No       | >80 | 4000        | 26  | 911401892780 | 36291599 |
| WT060C LED25S/840 PSU TW1 L1200 BN | 20  | 2500         | 120        | 120        | No       | >80 | 4000        | 26  | 911401892880 | 36292299 |
| WT060C LED34S/840 PSU L1500 BN     | 28  | 3400         | 120        | 120        | No       | >80 | 4000        | 26  | 911401892980 | 36293999 |
| WT060C LED34S/840 PSU TW1 L1500 BN | 28  | 3400         | 120        | 120        | No       | >80 | 4000        | 26  | 911401893080 | 36294699 |
| WT060C LED36S/840 PSU L1200 BN     | 30  | 3600         | 120        | 120        | No       | >80 | 4000        | 26  | 911401876680 | 36009699 |
| WT060C LED36S/840 PSU TW1 L1200 BN | 30  | 3600         | 120        | 120        | No       | >80 | 4000        | 26  | 911401876780 | 36010299 |
| WT060C LED36S/865 PSU L1200 BN     | 30  | 3600         | 120        | 120        | No       | >80 | 6500        | 26  | 911401877280 | 36015799 |
| WT060C LED56S/840 PSU L1500 BN     | 46  | 5600         | 120        | 120        | No       | >80 | 4000        | 26  | 911401876880 | 36011999 |
| WT060C LED56S/840 PSU TW1 L1500 BN | 46  | 5600         | 120        | 120        | No       | >80 | 4000        | 26  | 911401876980 | 36012699 |
| WT060C LED56S/865 PSU L1500        | 46  | 5600         | 120        | 120        | No       | >80 | 6500        | 26  | 911401877480 | 36017199 |



# Ledinaire LED luminaires

Ledinaire Waterproof WT065C


[www.lighting.philips.com/main/products/ledinaire](http://www.lighting.philips.com/main/products/ledinaire)



|     | Product Type                       | LED   | Lumen Output | Efficiency | Dimmable | CRI | Color Temp. K | UGR | 12NC         | EOC code |
|-----|------------------------------------|-------|--------------|------------|----------|-----|---------------|-----|--------------|----------|
|     |                                    | W     | lm           | lm/W       |          |     |               |     |              |          |
| NEW | WT065C LED29_48S/840 PSU L1200     | 42-23 | 2900-4800    | 114        | No       | >80 | 4000          | 31  | 911401815185 | 50021199 |
| NEW | WT065C LED29_48S/840 PSU L1200 TW1 | 42-23 | 2900-4800    | 114        | No       | >80 | 4000          | 31  | 911401815385 | 50023599 |
| NEW | WT065C LED41_68S/840 PSU L1500     | 53-30 | 4100-6800    | 128        | No       | >80 | 4000          | 31  | 911401815285 | 50022899 |
| NEW | WT065C LED41_68S/840 PSU L1500 TW1 | 53-30 | 4100-6800    | 128        | No       | >80 | 4000          | 31  | 911401815485 | 50024299 |

Ledinaire Waterproof Tube Housing

[www.lighting.philips.com/main/products/ledinaire](http://www.lighting.philips.com/main/products/ledinaire)





| Product Type        | CRI | 12NC         | EOC code |
|---------------------|-----|--------------|----------|
| WT050C 1xTLED L1200 | -   | 911401807381 | 36602999 |
| WT050C 1xTLED L1500 | -   | 911401807581 | 36604399 |
| WT050C 2xTLED L1200 | -   | 911401807481 | 36603699 |
| WT050C 2xTLED L1500 | -   | 911401807681 | 36605099 |

# Ledinaire LED luminaires

Ledinaire SlimDownlight DN065B

[www.lighting.philips.com/main/products/ledinaire](http://www.lighting.philips.com/main/products/ledinaire)




  
 L65 at  
50.000      12 PACK

|     | Product Type                             | LED | Lumen Output | Efficiency | Dimmable | CRI | Color Temp.    | UGR | IP rating | IK rating | Warranty | 12NC         | EOC code |
|-----|--|-----|--------------|------------|----------|-----|----------------|-----|-----------|-----------|----------|--------------|----------|
|     |  | W   | lm           | lm/W       |          |     | K              |     |           |           |          |              |          |
| NEW | DN065B G4 LED12/830 12W 220-240V D150 RD | 12  | 1200         | 100        | No       | 80  | 3000           | 28  | IP20/44   | IK03      | 3        | 929003250532 | 46427800 |
| NEW | DN065B G4 LED12/830 12W 220-240V L150 SQ | 12  | 1200         | 100        | No       | 80  | 3000           | 28  | IP20/40   | IK03      | 3        | 929003251132 | 46439100 |
| NEW | DN065B G4 LED12/830_840_865 12W D150 RD  | 12  | 1200         | 100        | No       | 80  | 2700-3000-4000 | 28  | IP20/44   | IK03      | 3        | 929003251332 | 46443800 |
| NEW | DN065B G4 LED12/840 12W 220-240V D150 RD | 12  | 1200         | 100        | No       | 80  | 4000           | 28  | IP20/40   | IK03      | 3        | 929003250632 | 46429200 |
| NEW | DN065B G4 LED12/840 12W 220-240V L150 SQ | 12  | 1200         | 100        | No       | 80  | 4000           | 28  | IP20/40   | IK03      | 3        | 929003251232 | 46441400 |
| NEW | DN065C G4 LED12/830 12W 220-240V 6-D175  | 12  | 1200         | 100        | No       | 80  | 3000           | 28  | IP20/40   | IK03      | 3        | 929003251532 | 46447600 |
| NEW | DN065C G4 LED12/840 12W 220-240V 6-D175  | 12  | 1200         | 108        | No       | 80  | 4000           | 28  | IP20/40   | IK03      | 3        | 929003251632 | 46449000 |
| NEW | DN065B G4 LED20/830 19W 220-240V D200 RD | 19  | 2000         | 105        | No       | 80  | 3000           | 28  | IP20/40   | IK03      | 3        | 929003250832 | 46433900 |
| NEW | DN065B G4 LED20/830_840_865 19W D200 RD  | 19  | 2000         | 105        | No       | 80  | 2700-3000-4000 | 28  | IP20/44   | IK03      | 3        | 929003251432 | 46445200 |
| NEW | DN065B G4 LED20/840 19W 220-240V D200 RD | 19  | 2000         | 105        | No       | 80  | 4000           | 28  | IP20/40   | IK03      | 3        | 929003250932 | 46435300 |
| NEW | DN065C G4 LED20/830 19W 220-240V 8-D225  | 19  | 2000         | 105        | No       | 80  | 3000           | 28  | IP20/40   | IK03      | 3        | 929003251732 | 46451300 |
| NEW | DN065C G4 LED20/840 19W 220-240V 8-D225  | 19  | 2000         | 105        | No       | 80  | 4000           | 28  | IP20/40   | IK03      | 3        | 929003251832 | 46453700 |
| NEW | DN065B G4 Trim Accessory D150 BK         | -   | -            | -          | -        | -   | -              | -   | -         | -         | -        | 929003311602 | 18563000 |
| NEW | DN065B G4 Trim Accessory D150 SI         | -   | -            | -          | -        | -   | -              | -   | -         | -         | -        | 929003313002 | 19011500 |
| NEW | DN065B G4 Trim Accessory D200 BK         | -   | -            | -          | -        | -   | -              | -   | -         | -         | -        | 929003311702 | 18565400 |
| NEW | DN065B G4 Trim Accessory D200 SI         | -   | -            | -          | -        | -   | -              | -   | -         | -         | -        | 929003313102 | 19013900 |

# Ledinaire LED luminaires

Ledinaire Recessed Downlight


[www.lighting.philips.com/main/products/ledinaire](http://www.lighting.philips.com/main/products/ledinaire)



|     | Product Type                             | LED | Lumen Output | Efficiency | Dimmable | CRI | Color Temp. | UGR | 12NC         | EOC code |
|-----|--|-----|--------------|------------|----------|-----|-------------|-----|--------------|----------|
|     |  | W   | lm           | lm/W       |          |     | K           |     |              |          |
| NEW | DN070B LED12/840 12W 220-240V D150 RD EU | 12  | 1200         | 96         | No       | 80  | 4000        | 19  | 929003165432 | 35400500 |
|     | DN070B LED12/830 12W 220-240V D150 RD EU | 12  | 1200         | 96         | No       | 80  | 3000        | 19  | 929003165332 | 35398500 |
| NEW | DN070B LED24/830 24W 220-240V D200 RD EU | 24  | 2400         | 94         | No       | 80  | 3000        | 19  | 929003165532 | 35402900 |
| NEW | DN070B LED24/840 24W 220-240V D200 RD EU | 24  | 2400         | 94         | No       | 80  | 4000        | 19  | 929003165632 | 35404300 |

Ledinaire ClearAccent RS060/RS061

[www.lighting.philips.com/main/products/ledinaire](http://www.lighting.philips.com/main/products/ledinaire)

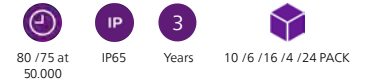


|     | Product Type                            | LED | Lumen Output | Efficiency | Dimmable | CRI | Color Temp.    | UGR | IP rating  | IK rating | Warranty | 12NC         | EOC code |
|-----|---|-----|--------------|------------|----------|-----|----------------|-----|------------|-----------|----------|--------------|----------|
|     |   | W   | lm           | lm/W       |          |     | K              |     |            |           | Years    |              |          |
| NEW | RS071B 5S/827_30_40 40D PSR PI6 IP65 BK | 6   | 550          | 91         | Yes      | 80  | 2700-3000-4000 | 21  | IP20(IP65) | IK03      | 3        | 929003322602 | 20884100 |
| NEW | RS071B 5S/827_30_40 40D PSR PI6 IP65 WH | 6   | 550          | 91         | Yes      | 80  | 2700-3000-4000 | 21  | IP20(IP65) | IK03      | 3        | 929003322502 | 20882700 |
| NEW | RS071B 5S/827_30_40 60D PSR PI6 IP65 WH | 6   | 550          | 91         | Yes      | 80  | 2700-3000-4000 | 23  | IP20(IP65) | IK03      | 3        | 929003322702 | 20886500 |
|     | RS071B 5S/827_30_40 60D PSR PI6 IP65 BK | 6   | 550          | 91         | Yes      | 80  | 2700-3000-4000 | 23  | IP20(IP65) | IK03      | 3        | 929003322802 | 20888900 |
|     | RS071B Trim Accessory GD                | -   | -            | -          | -        | -   | -              | -   | -          | -         | -        | 929003322902 | 20890200 |
|     | RS071B Trim Accessory SI                | -   | -            | -          | -        | -   | -              | -   | -          | -         | -        | 929003323002 | 20892600 |

# Ledinaire LED luminaires

Ledinaire . oodlights gen3

[www.lighting.philips.com/main/products/ledinaire](http://www.lighting.philips.com/main/products/ledinaire)



| Product Type                          | LED | Lumen Output | Efficiency | Dimmable | CRI | Color Temp. | IK rating | Motion/Daylight sensor | 12NC         | EOC code |
|---------------------------------------|-----|--------------|------------|----------|-----|-------------|-----------|------------------------|--------------|----------|
|                                       | W   | lm           | lm/W       |          |     | K           |           |                        |              |          |
| 1 BVP164 LED11/830 PSU 10W SWB CE     | 10  | 1100         | 110        | No       | >80 | 3000        | IK07      | -                      | 911401841483 | 53364699 |
| 2 BVP164 LED11/830 PSU 10W SWB MDU CE | 10  | 1100         | 110        | No       | >80 | 3000        | IK07      | No                     | 911401883683 | 53482799 |
| 1 BVP164 LED12/840 PSU 10W SWB CE     | 10  | 1200         | 120        | No       | >80 | 4000        | IK07      | -                      | 911401851483 | 53356199 |
| 2 BVP164 LED12/840 PSU 10W SWB MDU CE | 10  | 1200         | 120        | No       | >80 | 4000        | IK07      | No                     | 911401883783 | 53481099 |
| 1 BVP164 LED12/865 PSU 10W SWB CE     | 10  | 1200         | 120        | No       | >80 | 6500        | IK07      | -                      | 911401861483 | 53348699 |
| 3 BVP164 LED22/830 PSU 20W SWB CE     | 20  | 2200         | 110        | No       | >80 | 3000        | IK07      | -                      | 911401842483 | 53363999 |
| 4 BVP164 LED22/830 PSU 20W SWB MDU CE | 20  | 2200         | 110        | No       | >80 | 3000        | IK07      | No                     | 911401883983 | 53480399 |
| 3 BVP164 LED24/840 PSU 20W SWB CE     | 20  | 2400         | 120        | No       | >80 | 4000        | IK07      | -                      | 911401852483 | 53355499 |
| 4 BVP164 LED24/840 PSU 20W SWB MDU CE | 20  | 2400         | 120        | No       | >80 | 4000        | IK07      | No                     | 911401884083 | 53479799 |
| 3 BVP164 LED24/865 PSU 20W SWB CE     | 20  | 2400         | 120        | No       | >80 | 6500        | IK07      | -                      | 911401862483 | 53347999 |
| 3 BVP164 LED33/830 PSU 30W SWB CE     | 30  | 3300         | 110        | No       | >80 | 3000        | IK07      | -                      | 911401843483 | 53362299 |
| 4 BVP164 LED33/830 PSU 30W SWB MDU CE | 30  | 3300         | 110        | No       | >80 | 3000        | IK07      | No                     | 911401884283 | 53478099 |
| 3 BVP164 LED36/840 PSU 30W SWB CE     | 30  | 3600         | 120        | No       | >80 | 4000        | IK07      | -                      | 911401853483 | 53354799 |
| 4 BVP164 LED36/840 PSU 30W SWB MDU CE | 30  | 3600         | 120        | No       | >80 | 4000        | IK07      | No                     | 911401884383 | 53477399 |
| 3 BVP164 LED36/865 PSU 30W SWB CE     | 30  | 3600         | 120        | No       | >80 | 6500        | IK07      | -                      | 911401863483 | 53346299 |
| 5 BVP164 LED55/830 PSU 50W SWB CE     | 50  | 5500         | 110        | No       | >80 | 3000        | IK07      | -                      | 911401844483 | 53361599 |
| 4 BVP164 LED55/830 PSU 50W SWB MDU CE | 50  | 5500         | 110        | No       | >80 | 3000        | IK07      | No                     | 911401884583 | 53476699 |
| 5 BVP164 LED60/840 PSU 50W SWB CE     | 50  | 6000         | 120        | No       | >80 | 4000        | IK07      | -                      | 911401854483 | 53353099 |
| 4 BVP164 LED60/840 PSU 50W SWB MDU CE | 50  | 6000         | 120        | No       | >80 | 4000        | IK07      | No                     | 911401884683 | 53475999 |
| 5 BVP164 LED60/865 PSU 50W SWB CE     | 50  | 6000         | 120        | No       | >80 | 6500        | IK07      | -                      | 911401864483 | 53345599 |
| 6 BVP164 LED70/830 PSU 70W AWB CE     | 70  | 7000         | 100        | No       | >80 | 3000        | IK08      | -                      | 911401896083 | 53633399 |
| 6 BVP164 LED73/840 PSU 70W AWB CE     | 70  | 7350         | 105        | No       | >80 | 4000        | IK08      | -                      | 911401896183 | 53496499 |
| 5 BVP164 LED77/830 PSU 70W SWB CE     | 70  | 7700         | 110        | No       | >80 | 3000        | IK08      | -                      | 911401845483 | 53360899 |
| 4 BVP164 LED77/830 PSU 70W SWB MDU CE | 70  | 7700         | 110        | No       | >80 | 3000        | IK08      | No                     | 911401884883 | 53474299 |
| 5 BVP164 LED84/840 PSU 70W SWB CE     | 70  | 8400         | 120        | No       | >80 | 4000        | IK08      | -                      | 911401855483 | 53352399 |

# Ledinaire LED luminaires

Ledinaire floodlights gen3 - Continued

[www.lighting.philips.com/main/products/ledinaire](http://www.lighting.philips.com/main/products/ledinaire)



| Product Type                          | LED | Lumen Output | Efficiency | Dimmable | CRI | Color Temp. | Motion/Daylight sensor | Warranty | 12NC         | EOC code |
|---------------------------------------|-----|--------------|------------|----------|-----|-------------|------------------------|----------|--------------|----------|
|                                       | W   | lm           | lm/W       |          |     | K           |                        | Years    |              |          |
| 1 BVP164 LED84/840 PSU 70W SWB MDU CE | 70  | 8400         | 120        | No       | >80 | 4000        | No                     | 3        | 911401884983 | 53473599 |
| 2 BVP164 LED84/865 PSU 70W SWB CE     | 70  | 8400         | 120        | No       | >80 | 6500        | -                      | 3        | 911401865483 | 53344899 |
| 3 BVP165 LED100/830 PSU 100W AWB CE   | 100 | 10.000       | 100        | No       | >80 | 3000        | -                      | 3        | 911401896383 | 53632699 |
| 3 BVP165 LED105/840 PSU 100W AWB CE   | 100 | 10.500       | 105        | No       | >80 | 4000        | -                      | 3        | 911401896483 | 53495799 |
| 4 BVP165 LED110/830 PSU 100W SWB CE   | 100 | 11.000       | 110        | No       | >80 | 3000        | -                      | 5        | 911401846483 | 53359299 |
| 4 BVP165 LED120/840 PSU 100W SWB CE   | 100 | 12.000       | 120        | No       | >80 | 4000        | -                      | 3        | 911401856483 | 53351699 |
| 4 BVP165 LED120/865 PSU 100W SWB CE   | 100 | 12.000       | 120        | No       | >80 | 6500        | -                      | 3        | 911401866483 | 53343199 |
| 3 BVP165 LED150/830 PSU 150W AWB CE   | 150 | 15.000       | 100        | No       | >80 | 3000        | -                      | 3        | 911401896683 | 53631999 |
| 3 BVP165 LED157/840 PSU 150W AWB CE   | 150 | 15.750       | 105        | No       | >80 | 4000        | -                      | 3        | 911401896783 | 53494099 |
| 4 BVP165 LED165/830 PSU 150W SWB CE   | 150 | 16.500       | 110        | No       | >80 | 3000        | -                      | 5        | 911401847483 | 53358599 |
| 4 BVP165 LED180/840 PSU 150W SWB CE   | 150 | 18.000       | 120        | No       | >80 | 4000        | -                      | 3        | 911401857483 | 53350999 |
| 4 BVP165 LED180/865 PSU 150W SWB CE   | 150 | 18.000       | 120        | No       | >80 | 6500        | -                      | 3        | 911401867483 | 53342499 |
| 3 BVP165 LED200/830 PSU 200W AWB CE   | 200 | 20.000       | 100        | No       | >80 | 3000        | -                      | 3        | 911401896983 | 53630299 |
| 3 BVP165 LED210/840 PSU 200W AWB CE   | 200 | 21.000       | 105        | No       | >80 | 4000        | -                      | 3        | 911401897083 | 53493399 |
| 4 BVP165 LED220/830 PSU 200W SWB CE   | 200 | 22.000       | 110        | No       | >80 | 3000        | -                      | 5        | 911401848483 | 53357899 |
| 4 BVP165 LED240/840 PSU 200W SWB CE   | 200 | 24.000       | 120        | No       | >80 | 4000        | -                      | 3        | 911401858483 | 53349399 |
| 4 BVP165 LED240/865 PSU 200W SWB CE   | 200 | 24.000       | 120        | No       | >80 | 6500        | -                      | 3        | 911401868483 | 53341799 |

# Real pros put LED lamps in the spotlight

From hotels to meeting rooms, from LED spots to decorative LED bulbs – the wide range of Philips LED lamps offers a lighting solution for every style and function.

Creating the perfect ambience for any room and any occasion has never been easier. Philips LED lamps combine classic design with superior technology designed to offer exceptional light quality and high color consistency.

Our innovative features, like DimTone and SceneSwitch, offer the flexibility to go from functional lighting to an inviting and cosy atmosphere with the simple flick of a switch.

Choose CorePro LEDlamps for everyday replacement of conventional lighting in general applications. The MASTER Value range offers a broad selection of dimmable, high-performance LED lamps. With customized spectrum, high CRI, and deep dimming

features, the MASTER range delivers superior light and the perfect ambience. MasterConnect LEDspots are Interact Ready and can be integrated into smart lighting systems for personal and automated light control.



#### Fast and easy replacements

Philips LED lamps are designed as a 1-on-1 replacement for currently installed conventional lighting



#### High quality of light

- No flickering
- True constant colors with high CRI
- Maximum dimming compatibility



#### Energy efficiency and long lifetimes

- 69% more energy-efficient than conventional lamps
- Up to 50,000 hours lifetime (at L70) – for peace of mind and lower maintenance cost



#### Wide range

The right shape and technology for every kind of application and budget

Contents

Interact Ready

CoreLine

Ledinaire

LED spots

LED bulbs

LED candles & lusters

LED tubes

LED PL-lamps

TrueForce



# Philips MasterConnect LEDspots

Take the first step into connected lighting with Philips MasterConnect LEDspots

MasterConnect LEDspots are smart retrofit LED spots that give you an easy and seamless way to upgrade and embrace all the benefits of connected lighting.

Thanks to the proven wireless connected technology, MasterConnect LEDspots maximize energy savings, while providing wireless and automated light for your comfort and convenience.

- Perfect fit design to retrofit halogen lamps
- 90% energy savings compared with halogen lamps
- Color spectrum that replicates halogen, CRI 90
- Lifetime of up to 25,000 hrs (at L70)
- Perfect for hospitality, restaurant and retail

interact ready.

Works with Interact and Philips MasterConnect apps



Add switches for wireless lighting



Add sensors for automated lighting



Add a gateway for connected lighting

## Real pros upgrade to ultra-efficiency

Product highlights

Introducing the first dimmable Philips A-class LED bulb: your choice for next-level savings and sustainability

- Saves 50% energy compared to a standard LED bulb<sup>1</sup>
- Ultra long lifetime of 50,000 hrs (at L70)
- Ultra-efficient with up to 210 lm/W
- Available in full range, from 40W to 100W replacement



New: The first A-class rating<sup>2</sup> dimmable LED bulb



<sup>1</sup>This calculation compares the Philips MASTER LEDbulb UE with Philips CorePro LEDbulb A60 60W  
<sup>2</sup>According to the updated European Energy Labelling regulation (09/2021)



# Real pros help customers realize ultra energy savings

Introducing the Philips MASTER Ultra Efficient range – our most energy-efficient LED lamps yet



Save at least  
43% in  
energy costs<sup>1</sup>

New!



Did you know there is great potential to save energy,  
even if you already have LED lights?

## Are your customers worried about their energy costs?

With energy costs going through the roof, many companies are more aware of their energy consumption than ever. Lighting on average represents up to 25% of electricity consumption in buildings, so there is much to gain.<sup>2</sup>

## Meet our most energy- efficient LED lights yet

Thanks to a great technology breakthrough, Philips Ultra Efficient LED bulbs, spots, tubes and HID replacement lamps allow your customers to immediately save at least 43% energy compared with standard LED alternative.<sup>1</sup> Not only does this allow for important savings, switching to ultra-efficient LEDs also contributes to improved sustainability.

<sup>1</sup> Energy savings of the Ultra Efficient products compared with the Philips standard alternative products: Philips MASTER LEDbulb UE saves 50% compared to Philips CorePro LEDbulb A60 60W; Philips MASTER LEDspot UE EELA saves 45% compared to Philips LEDspot GU10 50W. Philips MASTER LED SON-T UE lamp saves 43% compared to Philips SON-T 100W E E40; Philips MASTER LEDtube UE saves 43% compared to Philips CorePro LEDtube EM/mains Ultra Output operating on direct mains.

<sup>2</sup> According to Signify modeling and market intelligence data





# LED spots

LED lamps save you up to 69% energy and offer the same light quality as conventional lamps. Philips MASTER LED lamps provide you with constant colors, high performance and maximum dimming compatibility. CorePro lamps are good for energy savings of up to 69% and have a lifespan of 15,000 hours. The complete range of Philips LED lamps is designed as a 1-on-1 replacement for currently installed conventional lighting.

## MASTER UltraEfficient GU10

[www.philips.com/ledlamps](http://www.philips.com/ledlamps)



|     | Product Type                              | Traditional |     | LED | Lumen Output | Efficiency | Luminous Intensity | Beam Angle | Dimmable | CRI  | Color Temp. | Lifetime | Lamp diameter | Total length | EEL          | 12NC     | EOC code |
|-----|---|-------------|-----|-----|--------------|------------|--------------------|------------|----------|------|-------------|----------|---------------|--------------|--------------|----------|----------|
|     |   | W           | W   | lm  | lm/W         | cd         | °                  | K          |          |      | Hrs.        |          |               |              |              |          |          |
| NEW | 1 MAS LEDspot UE 2.1-50W GU10 ND 827 EELA | 50          | 2.1 | 375 | 178          | 680        | 36                 | No         | 80       | 2700 | 50.000      | 50       | 54            | A            | 929003634602 | 19485400 |          |
| NEW | 1 MAS LEDspot UE 2.1-50W GU10 ND 830 EELA | 50          | 2.1 | 375 | 178          | 680        | 36                 | No         | 80       | 3000 | 50.000      | 50       | 54            | A            | 929003610002 | 17434400 |          |
| NEW | 1 MAS LEDspot UE 2.1-50W GU10 ND 840 EELA | 50          | 2.1 | 375 | 178          | 680        | 36                 | No         | 80       | 4000 | 50.000      | 50       | 54            | A            | 929003610102 | 17436800 |          |
| NEW | 2 MAS LEDspot UE 2.4-50W GU10 ND 830 EELB | 50          | 2.4 | 380 | 158          | 900        | 36                 | No         | 80       | 3000 | 50.000      | 50       | 54            | B            | 929003163102 | 42174500 |          |
| NEW | 2 MAS LEDspot UE 2.4-50W GU10 ND 840 EELB | 50          | 2.4 | 380 | 158          | 950        | 36                 | No         | 80       | 4000 | 50.000      | 50       | 54            | B            | 929003163202 | 42178300 |          |

## SceneSwitch LEDspot

[www.philips.com/ledlamps](http://www.philips.com/ledlamps)



|  | Product Type                       | Traditional |             | LED | Lumen Output | Efficiency | Luminous Intensity | Beam Angle | Dimmable | CRI            | Color Temp. | Lifetime | Lamp diameter | Total length | EEL          | 12NC     | EOC code |
|--|------------------------------------|-------------|-------------|-----|--------------|------------|--------------------|------------|----------|----------------|-------------|----------|---------------|--------------|--------------|----------|----------|
|  |                                    | W           | W           | lm  | lm/W         | cd         | °                  | K          |          |                | Hrs.        |          |               |              |              |          |          |
|  | LED SSW 50W GU10 WW 36D ND SRT4    | 50          | 1.5-3.5-4.8 | 355 | 73           | 600        | 36                 | No         | 80       | 2700-2500-2200 | 15.000      | 50       | 54            | F            | 929002981857 | 30776600 |          |
|  | LED SSW 50W GU10 WW 36D RF ND SRT4 | 50          | 1.5-3.5-4.8 | 355 | 73           | 600        | 36                 | No         | 80       | 2700-2500-2200 | 15.000      | 50       | 54            | F            | 929002981855 | 30778000 |          |

# LED spots

MASTER LEDspot ExpertColor LV

[www.philips.com/ledlamps](http://www.philips.com/ledlamps)



| Product Type                               | Tradi  | LED | Lumen  | Efficiency | Luminous  | Beam  | Dimmable                  | CRI | Color | Lifetime | Lamp | Total | EEL | 12NC         | EOC      |
|--|--------|-----|--------|------------|-----------|-------|---------------------------|-----|-------|----------|------|-------|-----|--------------|----------|
|  | tional |     | Output |            | Intensity | Angle |                           |     | Temp. |          |      |       |     |              |          |
|  | W      | W   | lm     | lm/W       | cd        | °     |                           |     | K     | Hrs.     |      |       |     |              |          |
| 1 MAS LED ExpertColor 6.7-35W MR16 927 10D | 35     | 6.7 | 410    | 61         | 4,600     | 10    | Only with speci c dimmers | 97  | 2700  | 40.000   | 50.5 | 46    | G   | 929003078802 | 35847800 |
| 2 MAS LED ExpertColor 6.7-35W MR16 927 24D | 35     | 6.7 | 420    | 62         | 2,100     | 24    | Only with speci c dimmers | 97  | 2700  | 40.000   | 50.5 | 46    | G   | 929003079102 | 35853900 |
| 2 MAS LED ExpertColor 6.7-35W MR16 927 36D | 35     | 6.7 | 420    | 62         | 1,300     | 36    | Only with speci c dimmers | 97  | 2700  | 40.000   | 50.5 | 46    | G   | 929003079402 | 35859100 |
| 2 MAS LED ExpertColor 6.7-35W MR16 927 60D | 35     | 6.7 | 400    | 59         | 410       | 60    | Only with speci c dimmers | 97  | 2700  | 40.000   | 50.5 | 46    | G   | 929003078502 | 35877500 |
| 1 MAS LED ExpertColor 6.7-35W MR16 930 10D | 35     | 6.7 | 430    | 64         | 4,800     | 10    | Only with speci c dimmers | 97  | 3000  | 40.000   | 50.5 | 46    | G   | 929003078902 | 35849200 |
| 2 MAS LED ExpertColor 6.7-35W MR16 930 24D | 35     | 6.7 | 440    | 65         | 2,200     | 24    | Only with speci c dimmers | 97  | 3000  | 40.000   | 50.5 | 46    | G   | 929003079202 | 35855300 |
| 2 MAS LED ExpertColor 6.7-35W MR16 930 36D | 35     | 6.7 | 440    | 65         | 1,400     | 36    | Only with speci c dimmers | 97  | 3000  | 40.000   | 50.5 | 46    | G   | 929003079502 | 35861400 |
| 2 MAS LED ExpertColor 6.7-35W MR16 930 60D | 35     | 6.7 | 440    | 65         | 440       | 60    | Only with speci c dimmers | 97  | 3000  | 40.000   | 50.5 | 46    | G   | 929003078602 | 35843000 |
| 1 MAS LED ExpertColor 6.7-35W MR16 940 10D | 35     | 6.7 | 440    | 65         | 4,800     | 10    | Only with speci c dimmers | 97  | 4000  | 40.000   | 50.5 | 46    | G   | 929003079002 | 35851500 |
| 2 MAS LED ExpertColor 6.7-35W MR16 940 24D | 35     | 6.7 | 460    | 68         | 2,200     | 24    | Only with speci c dimmers | 97  | 4000  | 40.000   | 50.5 | 46    | G   | 929003079302 | 35857700 |
| 2 MAS LED ExpertColor 6.7-35W MR16 940 36D | 35     | 6.7 | 460    | 68         | 1,400     | 36    | Only with speci c dimmers | 97  | 4000  | 40.000   | 50.5 | 46    | G   | 929003079602 | 35863800 |
| 2 MAS LED ExpertColor 6.7-35W MR16 940 60D | 35     | 6.7 | 440    | 65         | 440       | 60    | Only with speci c dimmers | 97  | 4000  | 40.000   | 50.5 | 46    | G   | 929003078702 | 35845400 |
| 1 MAS LED ExpertColor 7.5-43W MR16 927 24D | 43     | 7.5 | 485    | 64         | 2,400     | 24    | Only with speci c dimmers | 92  | 2700  | 40.000   | 50.5 | 46    | G   | 929003079702 | 35865200 |
| 1 MAS LED ExpertColor 7.5-43W MR16 927 36D | 43     | 7.5 | 485    | 64         | 1,400     | 36    | Only with speci c dimmers | 92  | 2700  | 40.000   | 50.5 | 46    | G   | 929003080002 | 35871300 |
| 1 MAS LED ExpertColor 7.5-43W MR16 930 24D | 43     | 7.5 | 500    | 66         | 2,600     | 24    | Only with speci c dimmers | 92  | 3000  | 40.000   | 50.5 | 46    | G   | 929003079802 | 35867600 |
| 1 MAS LED ExpertColor 7.5-43W MR16 930 36D | 43     | 7.5 | 500    | 66         | 1,550     | 36    | Only with speci c dimmers | 92  | 3000  | 40.000   | 50.5 | 46    | G   | 929003080102 | 35873700 |
| 1 MAS LED ExpertColor 7.5-43W MR16 940 24D | 43     | 7.5 | 520    | 69         | 2,800     | 24    | Only with speci c dimmers | 92  | 4000  | 40.000   | 50.5 | 46    | G   | 929003079902 | 35869000 |
| 1 MAS LED ExpertColor 7.5-43W MR16 940 36D | 43     | 7.5 | 520    | 69         | 1,650     | 36    | Only with speci c dimmers | 92  | 4000  | 40.000   | 50.5 | 46    | G   | 929003080202 | 35875100 |

# LED spots

MASTER LEDspot ExpertColor MV

[www.philips.com/ledlamps](http://www.philips.com/ledlamps)



| Product Type                             | Tradi  | LED | Lumen  | Efficiency | Luminous  | Beam  | Dimmable                  | CRI | Color | Lifetime | Lamp | Total | EEL | 12NC         | EOC      |
|--|--------|-----|--------|------------|-----------|-------|---------------------------|-----|-------|----------|------|-------|-----|--------------|----------|
|  | tional | W   | Output | lm/W       | Intensity | Angle |                           |     | Temp. |          |      |       |     |              |          |
|  | W      | W   | lm     | lm/W       | cd        | °     |                           |     | K     | Hrs.     |      |       |     |              |          |
| MAS LED ExpertColor 3.9-35W GU10 927 25D | 35     | 3.9 | 265    | 67.95      | 700       | 25    | Only with speci c dimmers | 97  | 2700  | 40.000   | 50   | 54    | G   | 929001346402 | 70749400 |
| MAS LED ExpertColor 3.9-35W GU10 927 36D | 35     | 3.9 | 265    | 67         | 540       | 36    | Only with speci c dimmers | 97  | 2700  | 40.000   | 50   | 54    | G   | 929001346702 | 70755500 |
| MAS LED ExpertColor 3.9-35W GU10 930 25D | 35     | 3.9 | 280    | 71         | 750       | 25    | Only with speci c dimmers | 97  | 3000  | 40.000   | 50   | 54    | G   | 929001346502 | 70751700 |
| MAS LED ExpertColor 3.9-35W GU10 930 36D | 35     | 3.9 | 280    | 71         | 560       | 36    | Only with speci c dimmers | 97  | 3000  | 40.000   | 50   | 54    | G   | 929001346802 | 70757900 |
| MAS LED ExpertColor 3.9-35W GU10 940 25D | 35     | 3.9 | 300    | 76         | 800       | 25    | Only with speci c dimmers | 97  | 4000  | 40.000   | 50   | 54    | F   | 929001346602 | 70753100 |
| MAS LED ExpertColor 3.9-35W GU10 940 36D | 35     | 3.9 | 300    | 76         | 600       | 36    | Only with speci c dimmers | 97  | 4000  | 40.000   | 50   | 54    | F   | 929001346902 | 70759300 |
| MAS LED ExpertColor 5.5-50W GU10 927 25D | 50     | 5.5 | 355    | 64.55      | 1,000     | 25    | Only with speci c dimmers | 97  | 2700  | 40.000   | 50   | 54    | G   | 929001347002 | 70761600 |
| MAS LED ExpertColor 5.5-50W GU10 927 36D | 50     | 5.5 | 355    | 64         | 800       | 36    | Only with speci c dimmers | 97  | 2700  | 40.000   | 50   | 54    | G   | 929001347302 | 70767800 |
| MAS LED ExpertColor 5.5-50W GU10 930 25D | 50     | 5.5 | 375    | 68         | 1,000     | 25    | Only with speci c dimmers | 97  | 3000  | 40.000   | 50   | 54    | G   | 929001347102 | 70763000 |
| MAS LED ExpertColor 5.5-50W GU10 930 36D | 50     | 5.5 | 375    | 68         | 800       | 36    | Only with speci c dimmers | 97  | 3000  | 40.000   | 50   | 54    | G   | 929001347402 | 70769200 |
| MAS LED ExpertColor 5.5-50W GU10 940 25D | 50     | 5.5 | 400    | 72         | 1,050     | 25    | Only with speci c dimmers | 97  | 4000  | 40.000   | 50   | 54    | F   | 929001347202 | 70765400 |
| MAS LED ExpertColor 5.5-50W GU10 940 36D | 50     | 5.5 | 400    | 72         | 800       | 36    | Only with speci c dimmers | 97  | 4000  | 40.000   | 50   | 54    | F   | 929001347502 | 70771500 |
| MASLED ExpertColor5.5-50W GU10 927 25DUK | 50     | 5.5 | 355    | 64         | 1,000     | 25    | Only with speci c dimmers | 97  | 2700  | 40.000   | 50   | 54    | G   | 929001347099 | 70761601 |
| MASLED ExpertColor5.5-50W GU10 927 36DUK | 50     | 5.5 | 355    | 64         | 800       | 36    | Only with speci c dimmers | 97  | 2700  | 40.000   | 50   | 54    | G   | 929001347398 | 70767801 |
| MASLEDExpertColor 5.5-50W GU10 930 36DUK | 50     | 5.5 | 375    | 68         | 800       | 36    | Only with speci c dimmers | 97  | 3000  | 40.000   | 50   | 54    | G   | 929001347499 | 70769201 |

# LED spots

MASTER LEDspot ExpertColor AR111

[www.philips.com/ledlamps](http://www.philips.com/ledlamps)



| Product Type                             | Tradi  | LED  | Lumen  | Efficiency | Luminous  | Beam  | Dimmable                  | CRI | Color | Lifetime | Lamp | Total | EEL | 12NC         | EOC      |
|--|--------|------|--------|------------|-----------|-------|---------------------------|-----|-------|----------|------|-------|-----|--------------|----------|
|  | tional |      | Output |            | Intensity | Angle |                           |     | Temp. |          |      |       |     |              |          |
|  | W      | W    | lm     | lm/W       | cd        | °     |                           |     | K     | Hrs.     |      |       |     |              |          |
| 1 MAS ExpertColor 10.8-50W 927 AR111 24D | 50     | 10.8 | 600    | 55         | 3,000     | 24    | Only with speci c dimmers | 95  | 2700  | 40.000   | 111  | 61    | G   | 929003043302 | 33393200 |
| 1 MAS ExpertColor 10.8-50W 927 AR111 40D | 50     | 10.8 | 600    | 55         | 1,200     | 40    | Only with speci c dimmers | 95  | 2700  | 40.000   | 111  | 61    | G   | 929003043402 | 33395600 |
| 2 MAS ExpertColor 10.8-50W 927 AR111 9D  | 50     | 10.8 | 600    | 55         | 8,000     | 9     | Only with speci c dimmers | 95  | 2700  | 40.000   | 111  | 61    | G   | 929003043202 | 33391800 |
| 1 MAS ExpertColor 10.8-50W 930 AR111 24D | 50     | 10.8 | 620    | 57         | 3,200     | 24    | Only with speci c dimmers | 95  | 3000  | 40.000   | 111  | 61    | G   | 929003043602 | 33399400 |
| 1 MAS ExpertColor 10.8-50W 930 AR111 40D | 50     | 10.8 | 620    | 57         | 1,200     | 40    | Only with speci c dimmers | 95  | 3000  | 40.000   | 111  | 61    | G   | 929003043702 | 33401400 |
| 2 MAS ExpertColor 10.8-50W 930 AR111 9D  | 50     | 10.8 | 620    | 57         | 8,000     | 9     | Only with speci c dimmers | 95  | 3000  | 40.000   | 111  | 61    | G   | 929003043502 | 33397000 |
| 1 MAS ExpertColor 14.8-75W 927 AR111 24D | 75     | 14.8 | 875    | 59         | 3,000     | 24    | Only with speci c dimmers | 95  | 2700  | 40.000   | 111  | 61    | G   | 929003042602 | 33379600 |
| 1 MAS ExpertColor 14.8-75W 927 AR111 45D | 75     | 14.8 | 875    | 59         | 1,200     | 45    | Only with speci c dimmers | 95  | 2700  | 40.000   | 111  | 61    | G   | 929003042702 | 33381900 |
| 1 MAS ExpertColor 14.8-75W 930 AR111 24D | 75     | 14.8 | 875    | 59         | 3,000     | 24    | Only with speci c dimmers | 95  | 3000  | 40.000   | 111  | 61    | G   | 929003042802 | 33383300 |
| 1 MAS ExpertColor 14.8-75W 930 AR111 45D | 75     | 14.8 | 875    | 59         | 1,300     | 45    | Only with speci c dimmers | 95  | 3000  | 40.000   | 111  | 61    | G   | 929003042902 | 33385700 |
| 1 MAS ExpertColor 14.8-75W 940 AR111 24D | 75     | 14.8 | 950    | 64         | 3,300     | 24    | Only with speci c dimmers | 95  | 4000  | 40.000   | 111  | 61    | G   | 929003043002 | 33387100 |
| 1 MAS ExpertColor 14.8-75W 940 AR111 45D | 75     | 14.8 | 950    | 64         | 1,400     | 45    | Only with speci c dimmers | 95  | 4000  | 40.000   | 111  | 61    | G   | 929003043102 | 33389500 |
| 1 MAS LEDspotLV D 20-100W 927 AR111 24D  | 100    | 20   | 1270   | 63         | 4,300     | 24    | Only with speci c dimmers | 91  | 2700  | 25.000   | 111  | 62    | G   | 929002050302 | 70511400 |
| 1 MAS LEDspotLV D 20-100W 927 AR111 45D  | 100    | 20   | 1270   | 63         | 2,100     | 45    | Only with speci c dimmers | 91  | 2700  | 25.000   | 111  | 62    | G   | 929002050402 | 70513800 |
| 1 MAS LEDspotLV D 20-100W 930 AR111 24D  | 100    | 20   | 1270   | 63         | 4,600     | 24    | Only with speci c dimmers | 91  | 3000  | 25.000   | 111  | 62    | G   | 929002050502 | 70515200 |
| 1 MAS LEDspotLV D 20-100W 930 AR111 45D  | 100    | 20   | 1270   | 63         | 2,200     | 45    | Only with speci c dimmers | 91  | 3000  | 25.000   | 111  | 62    | G   | 929002050602 | 70517600 |
| 1 MAS LEDspotLV D 20-100W 940 AR111 24D  | 100    | 20   | 1270   | 63         | 5,000     | 24    | Only with speci c dimmers | 91  | 4000  | 25.000   | 111  | 62    | G   | 929002050702 | 70519000 |
| 1 MAS LEDspotLV D 20-100W 940 AR111 45D  | 100    | 20   | 1270   | 63         | 2,300     | 45    | Only with speci c dimmers | 91  | 4000  | 25.000   | 111  | 62    | G   | 929002050802 | 70521300 |

# LED spots

MASTER VALUE LEDspot PAR

[www.philips.com/ledlamps](http://www.philips.com/ledlamps)



| Product Type                                   | Tradi  | LED | Lumen  | Efficiency | Luminous  | Beam  | Dimmable                  | CRI | Color | Lifetime | Lamp | Total | EEL | 12NC         | EOC      |
|--|--------|-----|--------|------------|-----------|-------|---------------------------|-----|-------|----------|------|-------|-----|--------------|----------|
|  | tional | W   | Output | Im/W       | Intensity | Angle |                           |     | Temp. |          |      |       |     |              |          |
|  | W      | W   | lm     | lm/W       | cd        | °     |                           |     | K     | Hrs.     |      |       |     |              |          |
| 1 MAS LEDspot VLE D 6-50W 927 PAR20 25D        | 50     | 6   | 500    | 83         | 1,500     | 25    | Only with speci c dimmers | 90  | 2700  | 25.000   | 65   | 85    | F   | 929003485702 | 44304400 |
| 1 MAS LEDspot VLE D 6-50W 927 PAR20 40D        | 50     | 6   | 500    | 83         | 1,000     | 40    | Only with speci c dimmers | 90  | 2700  | 25.000   | 65   | 85    | F   | 929003486002 | 44310500 |
| 1 MAS LEDspot VLE D 6-50W 930 PAR20 25D        | 50     | 6   | 515    | 85         | 1,600     | 25    | Only with speci c dimmers | 90  | 3000  | 25.000   | 65   | 85    | F   | 929003485802 | 44306800 |
| 1 MAS LEDspot VLE D 6-50W 930 PAR20 40D        | 50     | 6   | 515    | 85         | 1,000     | 40    | Only with speci c dimmers | 90  | 3000  | 25.000   | 65   | 85    | F   | 929003486102 | 44312900 |
| 1 MAS LEDspot VLE D 6-50W 940 PAR20 25D        | 50     | 6   | 540    | 90         | 1,700     | 25    | Only with speci c dimmers | 90  | 4000  | 25.000   | 65   | 85    | F   | 929003485902 | 44308200 |
| 1 MAS LEDspot VLE D 6-50W 940 PAR20 40D        | 50     | 6   | 540    | 90         | 1,100     | 40    | Only with speci c dimmers | 90  | 4000  | 25.000   | 65   | 85    | F   | 929003486202 | 44314300 |
| NEW 2 MAS LEDspot VLE D 9.5-75W 930 PAR30S 25D | 75     | 9.5 | 760    | 80         | 3,000     | 25    | Only with speci c dimmers | 90  | 3000  | 25.000   | 95   | 86    | F   | 929003485502 | 44322800 |
| 2 MAS LEDspot VLE D 9.5-75W 927 PAR30S 25D     | 75     | 9.5 | 740    | 77         | 3,000     | 25    | Only with speci c dimmers | 90  | 2700  | 25.000   | 95   | 86    | F   | 929003485402 | 44320400 |
| 2 MAS LEDspot VLE D 9.5-75W 940 PAR30S 25D     | 75     | 9.5 | 820    | 86         | 3,000     | 25    | Only with speci c dimmers | 90  | 4000  | 25.000   | 95   | 86    | F   | 929003485602 | 44324200 |
| 3 MAS LEDspot VLE D 13-100W 927 PAR38 25D      | 100    | 13  | 1000   | 76         | 4,800     | 25    | Only with speci c dimmers | 90  | 2700  | 25.000   | 122  | 134   | F   | 929003485202 | 44330300 |

# LED spots

MASTER VALUE LEDspot LV

[www.philips.com/ledlamps](http://www.philips.com/ledlamps)



10 / 12 PACK GU5.3/GU4

| Product Type                              | Traditional | LED | Lumen Output | Efficiency | Luminous Intensity | Beam Angle | Dimmable                  | CRI | Color Temp. | Lifetime | Lamp diameter | Total length | EEL | 12NC         | EOC code |
|---|-------------|-----|--------------|------------|--------------------|------------|---------------------------|-----|-------------|----------|---------------|--------------|-----|--------------|----------|
|   | W           | W   | lm           | lm/W       | cd                 | °          |                           |     |             |          |               |              |     |              |          |
| 1 MAS LEDspotLV 3.5-20W 827 MR11 24D      | 20          | 3.5 | 200          | 57         | 1,000              | 24         | No                        | 80  | 2700        | 40.000   | 35.1          | 39.5         | G   | 929003087002 | 35990100 |
| 2 MAS LED spot VLE D 5.8-35W MR16 927 36D | 35          | 5.8 | 450          | 77         | 1,300              | 36         | Only with speci c dimmers | 90  | 2700        | 25.000   | 50.5          | 45.5         | G   | 929002492502 | 30718600 |
| 2 MAS LED spot VLE D 5.8-35W MR16 927 60D | 35          | 5.8 | 450          | 77         | 600                | 60         | Only with speci c dimmers | 90  | 2700        | 25.000   | 50.5          | 45.5         | G   | 929002492802 | 30724700 |
| 2 MAS LED spot VLE D 5.8-35W MR16 930 36D | 35          | 5.8 | 460          | 79         | 1,300              | 36         | Only with speci c dimmers | 90  | 3000        | 25.000   | 50.5          | 45.5         | F   | 929002492602 | 30720900 |
| 2 MAS LED spot VLE D 5.8-35W MR16 930 60D | 35          | 5.8 | 460          | 79         | 600                | 60         | Only with speci c dimmers | 90  | 3000        | 25.000   | 50.5          | 45.5         | F   | 929002492902 | 30726100 |
| 2 MAS LED spot VLE D 5.8-35W MR16 940 36D | 35          | 5.8 | 490          | 84         | 1,200              | 36         | Only with speci c dimmers | 90  | 4000        | 25.000   | 50.5          | 45.5         | F   | 929002492702 | 30722300 |
| 2 MAS LED spot VLE D 5.8-35W MR16 940 60D | 35          | 5.8 | 490          | 84         | 550                | 60         | Only with speci c dimmers | 90  | 4000        | 25.000   | 50.5          | 45.5         | F   | 929002493002 | 30728500 |
| 2 MAS LEDspotLV DimTone 5.8-35W MR16 36D  | 35          | 5.8 | 345          | 59         | 800                | 36         | Only with speci c dimmers | 90  | 2200-2700   | 25.000   | 50.5          | 45.5         | G   | 929002493102 | 30730800 |
| 2 MAS LED SPOT VLE D 7.5-50W MR16 927 36D | 50          | 7.5 | 621          | 82         | 1,600              | 36         | Only with speci c dimmers | 90  | 2700        | 25.000   | 50.5          | 45.5         | F   | 929002493202 | 30732200 |
| 3 MAS LED SPOT VLE D 7.5-50W MR16 927 60D | 50          | 7.5 | 621          | 82         | 750                | 60         | Only with speci c dimmers | 90  | 2700        | 25.000   | 50.5          | 45.5         | F   | 929002493502 | 30738400 |
| 2 MAS LED SPOT VLE D 7.5-50W MR16 930 36D | 50          | 7.5 | 630          | 84         | 1,600              | 36         | Only with speci c dimmers | 90  | 3000        | 25.000   | 50.5          | 45.5         | F   | 929002493302 | 30734600 |
| 3 MAS LED SPOT VLE D 7.5-50W MR16 930 60D | 50          | 7.5 | 630          | 84         | 800                | 60         | Only with speci c dimmers | 90  | 3000        | 25.000   | 50.5          | 45.5         | F   | 929002493602 | 30740700 |
| 2 MAS LED SPOT VLE D 7.5-50W MR16 940 36D | 50          | 7.5 | 660          | 88         | 1,500              | 36         | Only with speci c dimmers | 90  | 4000        | 25.000   | 50.5          | 45.5         | F   | 929002493402 | 30736000 |
| 3 MAS LED SPOT VLE D 7.5-50W MR16 940 60D | 50          | 7.5 | 660          | 88         | 770                | 60         | Only with speci c dimmers | 90  | 4000        | 25.000   | 50.5          | 45.5         | F   | 929002493702 | 30742100 |
| 4 MAS LEDspotLV DimTone 7.5-50W MR16 36D  | 50          | 7.5 | 621          | 82         | 1,100              | 36         | Only with speci c dimmers | 90  | 2200-2700   | 25.000   | 50.5          | 45.5         | F   | 929002493802 | 30744500 |

# LED spots

MASTER VALUE LEDspot MV

[www.philips.com/ledlamps](http://www.philips.com/ledlamps)



| Product Type                                | Traditional | LED | Lumen Output | Efficiency | Luminous Intensity | Beam Angle | Dimmable                  | CRI | Color Temp. | Lifetime | Lamp diameter | Total length | EEL | 12NC         | EOC code |
|---|-------------|-----|--------------|------------|--------------------|------------|---------------------------|-----|-------------|----------|---------------|--------------|-----|--------------|----------|
|   | W           | W   | lm           | lm/W       | cd                 | °          |                           |     |             |          |               |              |     |              |          |
| 1 MAS LED spot VLE D 3.7-35W GU10 927 36D   | 35          | 3.7 | 270          | 72         | 500                | 36         | Only with speci c dimmers | 90  | 2700        | 25.000   | 50            | 54           | F   | 929002979402 | 30811400 |
| 1 MAS LED spot VLE D 3.7-35W GU10 927 60D   | 35          | 3.7 | 270          | 72         | 300                | 60         | Only with speci c dimmers | 90  | 2700        | 25.000   | 50            | 54           | F   | 929002979802 | 31226500 |
| 2 MAS LED spot VLE D 3.7-35W GU10 930 36D   | 35          | 3.7 | 270          | 81         | 500                | 36         | Only with speci c dimmers | 90  | 3000        | 25.000   | 50            | 54           | F   | 929001348302 | 70775300 |
| 1 MAS LED spot VLE D 3.7-35W GU10 930 60D   | 35          | 3.7 | 270          | 72         | 300                | 60         | Only with speci c dimmers | 90  | 3000        | 25.000   | 50            | 54           | F   | 929002979902 | 31230200 |
| 2 MAS LED spot VLE D 3.7-35W GU10 940 36D   | 35          | 3.7 | 285          | 85.14      | 500                | 36         | Only with speci c dimmers | 90  | 4000        | 25.000   | 50            | 54           | F   | 929001348402 | 70777700 |
| 2 MAS LED spot VLE D 3.7-35W GU10 940 60D   | 35          | 3.7 | 285          | 85.14      | 350                | 60         | Only with speci c dimmers | 90  | 4000        | 25.000   | 50            | 54           | F   | 929001348702 | 70783800 |
| 1 MAS LED spot VLE DT 3.7-35W GU10 927 36D  | 35          | 3.7 | 270          | 72         | 500                | 36         | Only with speci c dimmers | 90  | 2200-2700   | 25.000   | 50            | 54           | F   | 929002979702 | 31228900 |
| 3 MAS LEDspot VLE D 4.7-50W GU10 82736D5CT  | 50          | 4.7 | 345          | 73         | 650                | 36         | Only with speci c dimmers | 80  | 2700        | 25.000   | 50            | 54           | F   | 929002995452 | 31212800 |
| 3 MAS LEDspot VLE D 4.7-50W GU10 83036D5CT  | 50          | 4.7 | 345          | 73         | 650                | 36         | Only with speci c dimmers | 80  | 3000        | 25.000   | 50            | 54           | F   | 929002995552 | 31214200 |
| 1 MAS LED spot VLE D 4.8-50W GU10 927 36D   | 50          | 4.8 | 355          | 73         | 650                | 36         | Only with speci c dimmers | 90  | 2700        | 25.000   | 50            | 54           | F   | 929002980102 | 30813800 |
| 2 MAS LED spot VLE D 4.9-50W GU10 927 60D   | 50          | 4.9 | 355          | 80.61      | 400                | 60         | Only with speci c dimmers | 90  | 2700        | 25.000   | 50            | 54           | F   | 929001349102 | 70791300 |
| 2 MAS LED spot VLE D 4.9-50W GU10 930 36D   | 50          | 4.9 | 365          | 82         | 650                | 36         | Only with speci c dimmers | 90  | 3000        | 25.000   | 50            | 54           | F   | 929001348902 | 70787600 |
| 2 MAS LED spot VLE D 4.9-50W GU10 930 60D   | 50          | 4.9 | 365          | 82.65      | 400                | 60         | Only with speci c dimmers | 90  | 3000        | 25.000   | 50            | 54           | F   | 929001349202 | 70793700 |
| 2 MAS LED spot VLE D 4.9-50W GU10 940 36D   | 50          | 4.9 | 380          | 85.71      | 700                | 36         | Only with speci c dimmers | 90  | 4000        | 25.000   | 50            | 54           | F   | 929001349002 | 70789000 |
| 2 MAS LED spot VLE D 4.9-50W GU10 940 60D   | 50          | 4.9 | 380          | 85.71      | 400                | 60         | Only with speci c dimmers | 90  | 4000        | 25.000   | 50            | 54           | F   | 929001349302 | 70795100 |
| 2 MAS LED spot VLE DT 4.9-50W GU10 927 36D  | 50          | 4.9 | 355          | 80.61      | 650                | 36         | Only with speci c dimmers | 90  | 2700        | 25.000   | 50            | 54           | F   | 929001350302 | 70811800 |
| 2 MAS LED spot VLEDT 4.9-50W GU10 927 36DUK | 50          | 4.9 | 355          | 72         | 650                | 36         | Yes                       | 90  | 2200-2700   | 25.000   | 50            | 54           | F   | 929001350399 | 70811801 |
| 2 MAS LEDspotVLE D 4.9-50W GU10 930 36D UK  | 50          | 4.9 | 365          | 74         | 650                | 36         | Yes                       | 90  | 3000        | 25.000   | 50            | 54           | F   | 929001348998 | 70787601 |
| 2 MAS LEDspotVLE D 4.9-50W GU10 940 36D UK  | 50          | 4.9 | 380          | 77         | 700                | 36         | Yes                       | 90  | 4000        | 25.000   | 50            | 54           | F   | 929001349099 | 70789001 |
| 4 MAS LED spot VLE D 6.2-80W GU10 927 36D   | 80          | 6.2 | 575          | 92         | 850                | 36         | Only with speci c dimmers | 90  | 2700        | 25.000   | 50            | 54           | F   | 929002059502 | 67541700 |
| 4 MAS LED spot VLE D 6.2-80W GU10 930 36D   | 80          | 6.2 | 575          | 92         | 850                | 36         | Only with speci c dimmers | 90  | 3000        | 25.000   | 50            | 54           | F   | 929002068402 | 70525100 |
| 4 MAS LED spot VLE D 6.2-80W GU10 940 36D   | 80          | 6.2 | 575          | 92         | 850                | 36         | Only with speci c dimmers | 90  | 4000        | 25.000   | 50            | 54           | F   | 929002066002 | 70523700 |
| 4 MAS LED spot VLE D 6.2-80W GU10 965 36D   | 80          | 6.2 | 575          | 92         | 850                | 36         | Only with speci c dimmers | 90  | 6500        | 25.000   | 50            | 54           | F   | 929002209902 | 70607400 |
| 4 MAS LED spot VLE D 650lm GU10 930 120D    | -           | 6.2 | 650          | 104        | 200                | 120        | Only with speci c dimmers | 90  | 3000        | 25.000   | 50            | 54           | F   | 929002210002 | 70609800 |
| 4 MAS LED spot VLE D 680lm GU10 940 120D    | -           | 6.2 | 680          | 109        | 200                | 120        | Only with speci c dimmers | 90  | 4000        | 25.000   | 50            | 54           | F   | 929002210102 | 70611100 |
| 4 MAS LED spot VLE D 680lm GU10 965 120D    | -           | 6.2 | 680          | 109        | 200                | 120        | Only with speci c dimmers | 90  | 6500        | 25.000   | 50            | 54           | F   | 929002210202 | 70613500 |
| 4 MAS LED spot VLE DT 6.2-80W GU10 927 36D  | 80          | 6.2 | 575          | 92         | 950                | 36         | Only with speci c dimmers | 90  | 2700        | 25.000   | 50            | 56           | F   | 929002065902 | 66271400 |
| 4 MAS LEDspot VLE D 650lm GU10 930 120D UK  | -           | 6.2 | 650          | 104        | 200                | 120        | Yes                       | 90  | 3000        | 25.000   | 50            | 54           | F   | 929002210099 | 70609801 |
| 4 MASLEDspot VLE D 6.2-80W GU10 927 36D UK  | 80          | 6.2 | 575          | 92         | 850                | 36         | Yes                       | 90  | 2700        | 25.000   | 50            | 54           | F   | 929002059599 | 67541701 |
| 4 MASLEDspot VLE D 6.2-80W GU10 930 36D UK  | 80          | 6.2 | 575          | 92         | 850                | 36         | Yes                       | 90  | 3000        | 25.000   | 50            | 54           | F   | 929002068499 | 70525101 |



# LED spots

## MASTER VALUE LEDspot MV - Continued

[www.philips.com/ledlamps](http://www.philips.com/ledlamps)



| Product Type                             | Tradi  | LED | Lumen  | Efficiency | Luminous  | Beam  | Dimmable | CRI | Color | Lifetime | Lamp | Total | EEL | 12NC         | EOC      |
|--|--------|-----|--------|------------|-----------|-------|----------|-----|-------|----------|------|-------|-----|--------------|----------|
|  | tional |     | Output |            | Intensity | Angle |          |     | Temp. |          |      |       |     |              |          |
|  | W      | W   | lm     | lm/W       | cd        | °     |          |     | K     | Hrs.     |      |       |     |              |          |
| MASLEDspot VLE D 6.2-80W GU10 940 36D UK | 80     | 6.2 | 575    | 92         | 850       | 36    | Yes      | 90  | 4000  | 25.000   | 50   | 54    | F   | 929002066099 | 70523701 |
| MASLEDspot VLE D 6.2-80W GU10 965 36D UK | 80     | 6.2 | 575    | 92         | 850       | 36    | Yes      | 90  | 6500  | 25.000   | 50   | 54    | F   | 929002209999 | 70607401 |

## MASTER LEDspot LV

[www.philips.com/ledlamps](http://www.philips.com/ledlamps)



| Product Type                         | Tradi  | LED | Lumen  | Efficiency | Luminous  | Beam  | Dimmable                  | CRI | Color | Lifetime | Lamp | Total | EEL | 12NC         | EOC      |
|--------------------------------------|--------|-----|--------|------------|-----------|-------|---------------------------|-----|-------|----------|------|-------|-----|--------------|----------|
|                                      | tional |     | Output |            | Intensity | Angle |                           |     | Temp. |          |      |       |     |              |          |
|                                      | W      | W   | lm     | lm/W       | cd        | °     |                           |     | K     | Hrs.     |      |       |     |              |          |
| MAS LEDspotLV D 7.5-50W 927 MR16 24D | 50     | 7.5 | 621    | 82         | 3,900     | 24    | Only with speci c dimmers | 90  | 2700  | 40.000   | 50   | 45.5  | F   | 929002491902 | 30746900 |
| MAS LEDspotLV D 7.5-50W 927 MR16 36D | 50     | 7.5 | 621    | 82         | 1,850     | 36    | Only with speci c dimmers | 90  | 2700  | 40.000   | 50   | 45.5  | F   | 929002492202 | 30752000 |
| MAS LEDspotLV D 7.5-50W 930 MR16 24D | 50     | 7.5 | 621    | 82         | 4,000     | 24    | Only with speci c dimmers | 90  | 3000  | 40.000   | 50   | 45.5  | F   | 929002492002 | 30748300 |
| MAS LEDspotLV D 7.5-50W 930 MR16 36D | 50     | 7.5 | 621    | 82         | 2,000     | 36    | Only with speci c dimmers | 90  | 3000  | 40.000   | 50   | 45.5  | F   | 929002492302 | 30754400 |
| MAS LEDspotLV D 7.5-50W 940 MR16 24D | 50     | 7.5 | 670    | 89         | 4,400     | 24    | Only with speci c dimmers | 90  | 4000  | 40.000   | 50   | 45.5  | F   | 929002492102 | 30750600 |
| MAS LEDspotLV D 7.5-50W 940 MR16 36D | 50     | 7.5 | 670    | 89         | 2,200     | 36    | Only with speci c dimmers | 90  | 4000  | 40.000   | 50   | 45.5  | F   | 929002492402 | 30756800 |



# LED spots

## CorePro LEDspot PAR

[www.philips.com/ledlamps](http://www.philips.com/ledlamps)



| Product Type                           | Tradi  | LED | Lumen  | Efficiency | Luminous  | Beam  | Dimmable | CRI | Color | Lifetime | Lamp | Total | EEL | 12NC         | EOC      |
|--|--------|-----|--------|------------|-----------|-------|----------|-----|-------|----------|------|-------|-----|--------------|----------|
|  | tional |     | Output |            | Intensity | Angle |          |     | Temp. |          |      |       |     |              |          |
|  | W      | W   | lm     | lm/W       | cd        | °     |          |     | K     | Hrs.     |      |       |     |              |          |
| CorePro LEDspot ND 9-60W 927 PAR38 25D | 60     | 9   | 750    | 83         | 3,600     | 25    | No       | 90  | 2700  | 15.000   | 122  | 134   | F   | 929003485302 | 44342600 |

## CorePro LEDspot Reflectors

[www.philips.com/ledlamps](http://www.philips.com/ledlamps)



| Product Type                               | Tradi  | LED | Lumen  | Efficiency | Luminous  | Beam  | Dimmable                  | CRI | Color | Lifetime | Lamp | Total | EEL | 12NC         | EOC      |
|--|--------|-----|--------|------------|-----------|-------|---------------------------|-----|-------|----------|------|-------|-----|--------------|----------|
|  | tional |     | Output |            | Intensity | Angle |                           |     | Temp. |          |      |       |     |              |          |
|  | W      | W   | lm     | lm/W       | cd        | °     |                           |     | K     | Hrs.     |      |       |     |              |          |
| 1 CoreProLEDspot ND1.4-25W R50 E14 827 36D | 25     | 1.4 | 105    | 75         | 210       | 36    | No                        | 80  | 2700  | 15.000   | 50   | 84    | F   | 929001891002 | 81173300 |
| 2 CoreProLEDspot ND1.8-30W R39 E14 827 36D | 30     | 1.8 | 150    | 83         | 250       | 36    | No                        | 80  | 2700  | 15.000   | 39   | 65    | F   | 929001890902 | 81171900 |
| 1 CoreProLEDspot ND2.8-40W R50 E14 827 36D | 40     | 2.8 | 210    | 75         | 400       | 36    | No                        | 80  | 2700  | 15.000   | 50   | 84    | F   | 929001891102 | 81175700 |
| 3 CoreProLEDspot ND 3-40W R63 E27 827 36D  | 40     | 3   | 210    | 70         | 400       | 36    | No                        | 80  | 2700  | 15.000   | 63   | 102   | G   | 929001891302 | 81179500 |
| 4 CoreProLEDspot ND 4-60W R80 E27 827 36D  | 60     | 4   | 345    | 86         | 620       | 36    | No                        | 80  | 2700  | 15.000   | 80   | 112   | F   | 929001891502 | 81183200 |
| 1 CoreProLEDspot D 4.3-60W R50 E14 827 36D | 60     | 4.3 | 320    | 74         | 550       | 36    | Only with speci c dimmers | 80  | 2700  | 15.000   | 50   | 84    | F   | 929001891202 | 81177100 |
| 3 CoreProLEDspot D 4.5-60W R63 E27 827 36D | 60     | 4.5 | 345    | 76         | 620       | 36    | Only with speci c dimmers | 80  | 2700  | 15.000   | 63   | 102   | F   | 929001891402 | 81181800 |
| 4 CoreProLEDspot ND 8-100W R80 E27 827 36D | 100    | 8   | 670    | 83         | 1,100     | 36    | No                        | 80  | 2700  | 15.000   | 80   | 112   | F   | 929001891602 | 81185600 |
| 4 CoreProLEDspot D8.5-100W R80 E27 827 36D | 100    | 9   | 670    | 74         | 1,400     | 36    | Only with speci c dimmers | 80  | 2700  | 15.000   | 80   | 112   | F   | 929002996902 | 31236400 |



# LED spots

CorePro LEDspot LV

[www.philips.com/ledlamps](http://www.philips.com/ledlamps)



| Product Type                                 | Traditional |     | LED |    | Lumen Output<br>lm | Efficiency<br>lm/W | Luminous Intensity<br>cd | Beam Angle<br>° | Dimmable | CRI    | Color Temp.<br>K | Lifetime<br>Hrs. | Lamp diameter | Total length | EEL      | 12NC | EOC code |
|--|-------------|-----|-----|----|--------------------|--------------------|--------------------------|-----------------|----------|--------|------------------|------------------|---------------|--------------|----------|------|----------|
|  | W           | W   | W   | W  |                    |                    |                          |                 |          |        |                  |                  |               |              |          |      |          |
| 1 CorePro LED spot 2.3-20W 827 MR11 36D      | 20          | 2.3 | 184 | 80 | 400                | 36                 | No                       | 80              | 2700     | 25.000 | 35.5             | 39.5             | F             | 929002066402 | 65948600 |      |          |
| 2 CorePro LED spot ND 2.9-20W MR16 827 36D   | 20          | 2.9 | 230 | 79 | 560                | 36                 | No                       | 80              | 2700     | 15.000 | 50.5             | 45.5             | F             | 929002494502 | 30704900 |      |          |
| 3 CorePro LED spot ND 4.4-35W MR16 827 36D   | 35          | 4.4 | 345 | 78 | 650                | 36                 | No                       | 80              | 2700     | 15.000 | 50.5             | 45.5             | F             | 929002494602 | 30706300 |      |          |
| 3 CorePro LED spot ND 4.4-35W MR16 840 36D   | 35          | 4.4 | 390 | 88 | 750                | 36                 | No                       | 80              | 4000     | 15.000 | 50.5             | 45.5             | F             | 929002494702 | 30708700 |      |          |
| 3 CorePro LED spot ND 4.4-35W MR16 827 36DUK | 35          | 4.4 | 345 | 78 | 650                | 36                 | No                       | 80              | 2700     | 15.000 | 50.5             | 45.5             | F             | 929002494699 | 30706301 |      |          |
| 3 CorePro LED spot ND 4.4-35W MR16 840 36DUK | 35          | 4.4 | 390 | 88 | 750                | 36                 | No                       | 80              | 4000     | 15.000 | 50.5             | 45.5             | F             | 929002494799 | 30708701 |      |          |
| 3 CorePro LEDspot 4.4-35W MR16 827 36D 5CT   | 35          | 4.4 | 345 | 78 | 650                | 36                 | No                       | 80              | 2700     | 15.000 | 50.5             | 45.5             | F             | 929002494652 | 30758200 |      |          |
| 4 CorePro LED spot ND 7-50W MR16 827 36D     | 50          | 7   | 621 | 88 | 1,400              | 36                 | No                       | 80              | 2700     | 15.000 | 50.5             | 45               | F             | 929001904802 | 81471000 |      |          |
| 4 CorePro LED spot ND 7-50W MR16 830 36D     | 50          | 7   | 621 | 88 | 1,400              | 36                 | No                       | 80              | 3000     | 15.000 | 50.5             | 45               | F             | 929001904902 | 81477200 |      |          |
| 4 CorePro LED spot ND 7-50W MR16 840 36D     | 50          | 7   | 660 | 94 | 1,500              | 36                 | No                       | 80              | 4000     | 15.000 | 50.5             | 45               | F             | 929001905002 | 81479600 |      |          |

# LED spots

CorePro LEDspot MV

[www.philips.com/ledlamps](http://www.philips.com/ledlamps)



| Product Type                               | Tradi  | LED | Lumen  | Efficiency | Luminous  | Beam  | Dimmable                  | CRI | Color | Lifetime | Lamp | Total | EEL | 12NC         | EOC      |
|--|--------|-----|--------|------------|-----------|-------|---------------------------|-----|-------|----------|------|-------|-----|--------------|----------|
|  | tional | W   | Output | lm/W       | Intensity | Angle |                           |     | Temp. |          |      |       |     |              |          |
|  | W      | lm  | lm/W   | cd         | °         | K     | Hrs.                      |     |       |          |      |       |     |              |          |
| 1 Corepro LEDspot 2.7-25W GU10 827 36D     | 25     | 2.7 | 215    | 79         | 470       | 36    | No                        | 80  | 2700  | 15.000   | 50   | 53    | F   | 929001217532 | 75209800 |
| 2 Corepro LEDspot 2.7-25W GU10 830 36D     | 25     | 2.7 | 225    | 83         | 490       | 36    | No                        | 80  | 3000  | 15.000   | 50   | 54    | F   | 929001217602 | 72829100 |
| 2 Corepro LEDspot 2.7-25W GU10 840 36D     | 25     | 2.7 | 230    | 85         | 500       | 36    | No                        | 80  | 4000  | 15.000   | 50   | 54    | F   | 929001217702 | 72831400 |
| 3 CorePro LEDspot 3-35W GU10 827 36D DIM   | 35     | 3   | 230    | 76         | 500       | 36    | Only with speci c dimmers | 80  | 2700  | 15.000   | 50   | 54    | F   | 929002495802 | 72133900 |
| 3 CorePro LEDspot 3-35W GU10 830 36D DIM   | 35     | 3   | 230    | 76         | 500       | 36    | Only with speci c dimmers | 80  | 3000  | 15.000   | 50   | 54    | F   | 929002068202 | 72135300 |
| 3 CorePro LEDspot 3-35W GU10 840 36D DIM   | 35     | 3   | 240    | 80         | 500       | 36    | Only with speci c dimmers | 80  | 4000  | 15.000   | 50   | 54    | F   | 929002065602 | 73022500 |
| 3 CoreProLEDspot 3-35W GU10 830 36D DIM UK | 35     | 3   | 230    | 76         | 500       | 36    | Yes                       | 80  | 3000  | 15.000   | 50   | 54    | F   | 929002068299 | 72135301 |
| 1 Corepro LEDspot 3.5-35W GU10 827 36D     | 35     | 3.5 | 255    | 72         | 545       | 36    | No                        | 80  | 2700  | 15.000   | 50   | 54    | F   | 929001217862 | 75253100 |
| 1 Corepro LEDspot 3.5-35W GU10 827 36D UK  | 35     | 3.5 | 255    | 72         | 545       | 36    | No                        | 80  | 2700  | 15.000   | 50   | 54    | F   | 929001217897 | 75253101 |
| 2 Corepro LEDspot 3.5-35W GU10 830 36D     | 35     | 3.5 | 265    | 75         | 565       | 36    | No                        | 80  | 3000  | 15.000   | 50   | 54    | F   | 929001217902 | 72833800 |
| 2 Corepro LEDspot 3.5-35W GU10 830 36D UK  | 35     | 3.5 | 265    | 75         | 565       | 36    | No                        | 80  | 3000  | 15.000   | 50   | 54    | F   | 929001217999 | 72833801 |
| 2 Corepro LEDspot 3.5-35W GU10 840 36D     | 35     | 3.5 | 275    | 78         | 590       | 36    | No                        | 80  | 4000  | 15.000   | 50   | 54    | F   | 929001218002 | 72835200 |
| 2 Corepro LEDspot 3.5-35W GU10 840 36D UK  | 35     | 3.5 | 275    | 78         | 590       | 36    | No                        | 80  | 4000  | 15.000   | 50   | 54    | F   | 929001218099 | 72835201 |
| 3 CorePro LEDspot 4-50W GU10 827 36D DIM   | 50     | 4   | 345    | 86         | 700       | 36    | Only with speci c dimmers | 80  | 2700  | 15.000   | 50   | 54    | F   | 929002495902 | 72137700 |
| 4 CorePro LEDspot 4-50W GU10 830 36D DIM   | 50     | 4   | 345    | 86         | 700       | 36    | Only with speci c dimmers | 80  | 3000  | 15.000   | 50   | 54    | F   | 929002068302 | 35883600 |
| 4 CorePro LEDspot 4-50W GU10 840 36D DIM   | 50     | 4   | 350    | 87         | 700       | 36    | Only with speci c dimmers | 80  | 4000  | 15.000   | 50   | 54    | F   | 929002065802 | 35885000 |
| 3 CoreProLEDspot 4-50W GU10 827 36D DIM UK | 50     | 4   | 345    | 86         | 700       | 36    | Yes                       | 80  | 2700  | 15.000   | 50   | 54    | F   | 929002495999 | 72137701 |
| 4 CoreProLEDspot 4-50W GU10 830 36D DIM UK | 50     | 4   | 345    | 86         | 700       | 36    | Yes                       | 80  | 3000  | 15.000   | 50   | 54    | F   | 929002068399 | 35883601 |
| 4 CoreProLEDspot 4-50W GU10 840 36D DIM UK | 50     | 4   | 350    | 87         | 700       | 36    | Yes                       | 80  | 4000  | 15.000   | 50   | 54    | F   | 929002065899 | 35885001 |
| 1 Corepro LEDspot 4.6-50W GU10 827 36D     | 50     | 4.6 | 355    | 77         | 700       | 36    | No                        | 80  | 2700  | 15.000   | 50   | 54    | F   | 929001215232 | 75251700 |
| 1 CorePro LEDspot 4.6-50W GU10 827 36D 5CT | 50     | 4.6 | 355    | 77         | 700       | 36    | No                        | 80  | 2700  | 15.000   | 50   | 54    | F   | 929001215252 | 70029400 |
| 1 Corepro LEDspot 4.6-50W GU10 827 36D UK  | 50     | 4.6 | 355    | 77         | 700       | 36    | No                        | 80  | 2700  | 15.000   | 50   | 54    | F   | 929001215268 | 75251701 |
| 2 Corepro LEDspot 4.6-50W GU10 830 36D     | 50     | 4.6 | 370    | 80         | 740       | 36    | No                        | 80  | 3000  | 15.000   | 50   | 54    | F   | 929001218102 | 72837600 |
| 2 Corepro LEDspot 4.6-50W GU10 830 36D UK  | 50     | 4.6 | 370    | 80         | 740       | 36    | No                        | 80  | 3000  | 15.000   | 50   | 54    | F   | 929001218199 | 72837601 |
| 2 Corepro LEDspot 4.6-50W GU10 840 36D     | 50     | 4.6 | 390    | 84         | 770       | 36    | No                        | 80  | 4000  | 15.000   | 50   | 54    | F   | 929001218202 | 72839000 |
| 2 Corepro LEDspot 4.6-50W GU10 840 36D UK  | 50     | 4.6 | 390    | 84         | 770       | 36    | No                        | 80  | 4000  | 15.000   | 50   | 54    | F   | 929001218299 | 72839001 |
| 2 Corepro LEDspot 4.6-50W GU10 865 36D     | 50     | 4.6 | 390    | 84         | 770       | 36    | No                        | 80  | 6500  | 15.000   | 50   | 54    | F   | 929001218302 | 72841300 |
| 2 Corepro LEDspot 4.6-50W GU10 865 36D UK  | 50     | 4.6 | 390    | 84         | 770       | 36    | No                        | 80  | 6500  | 15.000   | 50   | 54    | F   | 929001218399 | 72841301 |
| 5 LEDspot GU10 50W 830 36D 6CT             | 50     | 4.7 | 345    | 73         | 700       | 36    | No                        | 80  | 3000  | 15.000   | 50   | 54    | F   | 929003132390 | 42063200 |
| 4 CorePro LEDspot 4.9-65W GU10 830 36D ND  | 65     | 4.9 | 460    | 93         | 800       | 36    | No                        | 80  | 3000  | 15.000   | 50   | 54    | E   | 929002981002 | 30871800 |

# LED spots

CorePro LEDspot MV - Continued

[www.philips.com/ledlamps](http://www.philips.com/ledlamps)



| Product Type                              | Traditional |     | LED |     | Lumen Output<br>lm | Efficiency<br>lm/W | Luminous Intensity<br>cd | Beam Angle<br>° | Dimmable | CRI    | Color Temp.<br>K | Lifetime<br>Hrs. | Lamp diameter | Total length | EEL      | 12NC | EOC code |
|---|-------------|-----|-----|-----|--------------------|--------------------|--------------------------|-----------------|----------|--------|------------------|------------------|---------------|--------------|----------|------|----------|
|   | W           | W   | W   | W   |                    |                    |                          |                 |          |        |                  |                  |               |              |          |      |          |
| 1 CorePro LEDspot 4.9-65W GU10 840 36D ND | 65          | 4.9 | 485 | 98  | 800                | 36                 | No                       | 80              | 4000     | 15.000 | 50               | 54               | E             | 929002981102 | 30861900 |      |          |
| 2 Corepro LEDspot 550lm GU10 830 120D     | -           | 4.9 | 550 | 112 | -                  | 120                | No                       | 80              | 3000     | 15.000 | 50               | 54               | E             | 929002981202 | 30875600 |      |          |
| 2 Corepro LEDspot 550lm GU10 840 120D     | -           | 4.9 | 550 | 112 | -                  | 120                | No                       | 80              | 4000     | 15.000 | 50               | 54               | E             | 929002981302 | 30865700 |      |          |
| 2 Corepro LEDspot 550lm GU10 865 120D     | -           | 4.9 | 550 | 112 | -                  | 120                | No                       | 80              | 6500     | 15.000 | 50               | 54               | E             | 929002981402 | 30867100 |      |          |
| 3 Corepro LEDspot 670lm GU10 830 60D      | 90          | 6.7 | 670 | 100 | 750                | 60                 | No                       | 80              | 3000     | 25.000 | 50               | 54               | E             | 929002466702 | 81333101 |      |          |
| 3 Corepro LEDspot 730lm GU10 840 60D      | 100         | 6.7 | 730 | 108 | 750                | 60                 | No                       | 80              | 4000     | 25.000 | 50               | 54               | E             | 929002466802 | 81335501 |      |          |

CorePro LEDspot AR111

[www.philips.com/ledlamps](http://www.philips.com/ledlamps)



| Product Type                          | Traditional |    | LED  |    | Lumen Output<br>lm | Efficiency<br>lm/W | Luminous Intensity<br>cd | Beam Angle<br>° | Dimmable | CRI    | Color Temp.<br>K | Lifetime<br>Hrs. | Lamp diameter | Total length | EEL      | 12NC | EOC code |
|---------------------------------------|-------------|----|------|----|--------------------|--------------------|--------------------------|-----------------|----------|--------|------------------|------------------|---------------|--------------|----------|------|----------|
|                                       | W           | W  | W    | W  |                    |                    |                          |                 |          |        |                  |                  |               |              |          |      |          |
| CorePro LEDspot 7-50W 830 AR111 40D   | 50          | 7  | 550  | 78 | 1,100              | 40                 | No                       | 80              | 3000     | 15.000 | 110.7            | 55               | F             | 929002965002 | 30538000 |      |          |
| CorePro LEDspot 10-75W 830 AR111 40D  | 75          | 10 | 800  | 80 | 1,700              | 40                 | No                       | 80              | 3000     | 15.000 | 110.7            | 55               | F             | 929002965102 | 30534200 |      |          |
| CorePro LEDspot 14-100W 830 AR111 40D | 100         | 14 | 1160 | 82 | 2,200              | 40                 | No                       | 80              | 3000     | 15.000 | 110.7            | 55               | F             | 929002965202 | 30536600 |      |          |

# LED spots

CorePro LEDcapsule LV

[www.philips.com/ledlamps](http://www.philips.com/ledlamps)



| Product Type                                   | Tradi  | LED | Lumen  | Efficiency | Beam  | Dimmable                  | CRI | Color | Lifetime | Lamp | Total | EEL | 12NC         | EOC      |
|--|--------|-----|--------|------------|-------|---------------------------|-----|-------|----------|------|-------|-----|--------------|----------|
|  | tional |     | Output |            | Angle |                           |     | Temp. | Hrs.     |      |       |     |              |          |
|  | W      | W   | lm     | lm/W       | °     |                           |     | K     |          |      |       |     |              |          |
| 1 CorePro LEDcapsuleLV 1-10W G4 827            | 10     | 1   | 115    | 115        | 300   | No                        | 80  | 2700  | 15.000   | 13   | 35    | F   | 929002388802 | 76761700 |
| 1 CorePro LEDcapsuleLV 1-10W G4 830            | 10     | 1   | 120    | 120        | 300   | No                        | 80  | 3000  | 15.000   | 13   | 35    | E   | 929002388902 | 76759400 |
| 2 CorePro LEDcapsuleLV 1.8-20W G4 827          | 20     | 1.8 | 205    | 113        | 300   | No                        | 80  | 2700  | 15.000   | 13   | 35    | F   | 929002389002 | 76765500 |
| 2 CorePro LEDcapsuleLV 1.8-20W G4 830          | 20     | 1.8 | 215    | 119        | 300   | No                        | 80  | 3000  | 15.000   | 13   | 35    | E   | 929002389102 | 76769300 |
| 3 CorePro LEDcapsuleLV 1.8-20W GY6.35 827      | 20     | 1.8 | 205    | 113        | 300   | No                        | 80  | 2700  | 15.000   | 13   | 35    | F   | 929002389702 | 76779200 |
| 3 CorePro LEDcapsuleLV 1.8-20W GY6.35 830      | 20     | 1.8 | 215    | 119        | 300   | No                        | 80  | 3000  | 15.000   | 13   | 35    | E   | 929002389802 | 76783900 |
| 4 CorePro LEDcapsuleLV 2.1-20W G4 827 D        | 20     | 2.1 | 210    | 100        | 300   | Only with speci c dimmers | 80  | 2700  | 15.000   | 15   | 40    | F   | 929002389402 | 76753200 |
| 4 CorePro LEDcapsuleLV 2.7-28W G4 827          | 28     | 2.7 | 315    | 116        | 300   | No                        | 80  | 2700  | 15.000   | 15   | 40    | F   | 929002389202 | 76775400 |
| 4 CorePro LEDcapsuleLV 2.7-28W G4 830          | 28     | 2.7 | 330    | 122        | 300   | No                        | 80  | 3000  | 15.000   | 15   | 40    | E   | 929002389302 | 76777800 |
| NEW 5 CorePro LEDcapsuleLV 4.2-40W GY6.35 827D | 40     | 4.2 | 470    | 111        | -     | Only with speci c dimmers | 80  | 2700  | 15.000   | 18   | 50    | F   | 929003609002 | 17102200 |

# LED spots

CorePro LEDcapsule MV

[www.philips.com/ledlamps](http://www.philips.com/ledlamps)




| Product Type                               | Tradi  | LED | Lumen  | Efficiency | Dimmable                  | CRI | Color | Lifetime | Lamp     | Total  | EEL | 12NC         | EOC      |
|--|--------|-----|--------|------------|---------------------------|-----|-------|----------|----------|--------|-----|--------------|----------|
|  | tional | W   | Output | lm/W       |                           |     | Temp. | Hrs.     | diameter | length |     |              |          |
| 1 CorePro LEDcapsule 2-25W ND G9 827       | 25     | 2   | 220    | 110        | No                        | 80  | 2700  | 15.000   | 14.5     | 48     | E   | 929002495202 | 30389800 |
| 1 CorePro LEDcapsule 2-25W ND G9 830       | 25     | 2   | 220    | 110        | No                        | 80  | 3000  | 15.000   | 14.5     | 48     | E   | 929002495302 | 30391100 |
| 2 CorePro LEDcapsuleMV 2.6-25W G9 827 D    | 25     | 2.6 | 300    | 115        | Only with speci c dimmers | 80  | 2700  | 15.000   | 15       | 52     | E   | 929002389902 | 76669600 |
| 2 CorePro LEDcapsuleMV 2.6-25W G9 827 D UK | 25     | 2.6 | 300    | 115        | Yes                       | 80  | 2700  | 15.000   | 15       | 52     | E   | 929002389999 | 76669601 |
| 3 CorePro LEDcapsule 3.2-40W ND G9 827     | 40     | 3.2 | 400    | 125        | No                        | 80  | 2700  | 15.000   | 16.5     | 54     | E   | 929002495502 | 30393500 |
| 3 CorePro LEDcapsule 3.2-40W ND G9 830     | 40     | 3.2 | 400    | 125        | No                        | 80  | 3000  | 15.000   | 16.5     | 54     | E   | 929002495602 | 30395900 |
| 4 CorePro LEDcapsuleMV 4-40W G9 827 D      | 40     | 4   | 480    | 120        | Only with speci c dimmers | 80  | 2700  | 15.000   | 18       | 59     | E   | 929002390002 | 76673300 |
| 5 CorePro LEDcapsule ND 4.8-60W G9 827     | 60     | 4.8 | 570    | 118        | No                        | 80  | 2700  | 15.000   | 19       | 60     | E   | 929002055102 | 65780200 |
| 6 CorePro LEDcapsule ND 4.8-60W G9 830     | 60     | 4.8 | 570    | 118        | No                        | 80  | 3000  | 15.000   | 19       | 60     | E   | 929002059802 | 65818200 |

# LED spots

CorePro LEDlinear MV

[www.philips.com/ledlamps](http://www.philips.com/ledlamps)



| Product Type                               | Tradi  | LED  | Lumen  | Efficiency | Dimmable                  | CRI | Color | Lifetime | Lamp     | Total  | EEL | 12NC         | EOC      |
|--|--------|------|--------|------------|---------------------------|-----|-------|----------|----------|--------|-----|--------------|----------|
|  | tional | W    | Output |            |                           |     | Temp. | Hrs.     | diameter | length |     |              |          |
|  | W      | W    | lm     | lm/W       |                           |     | K     |          |          |        |     |              | code     |
| 1 CorePro R7S 118mm 7.2-60W 830            | 60     | 7.2  | 810    | 112        | No                        | 80  | 3000  | 15.000   | 15       | 118    | E   | 929002495002 | 30397300 |
| 2 CorePro R7S 118mm 7.2-60W 840            | 60     | 7.2  | 850    | 118        | No                        | 80  | 4000  | 15.000   | 15       | 118    | E   | 929002495102 | 30399700 |
| 3 CorePro LEDlinear ND 7.5-60W R7S 78mm830 | 60     | 7.5  | 950    | 126.67     | No                        | 80  | 3000  | 15.000   | 29       | 78     | E   | 929001339002 | 71394500 |
| 3 CorePro LEDlinear ND 7.5-60W R7S 78mm840 | 60     | 7.5  | 1000   | 133.33     | No                        | 80  | 4000  | 15.000   | 29       | 78     | E   | 929001339102 | 71396900 |
| 4 CorePro LED linear D 14-120W R7S 118 830 | 120    | 14   | 2000   | 142.86     | Yes                       | 80  | 3000  | 15.000   | 29       | 118    | D   | 929001353602 | 71400300 |
| 4 CorePro LED linear D 14-120W R7S 118 840 | 120    | 14   | 2000   | 142.86     | Yes                       | 80  | 4000  | 15.000   | 29       | 118    | D   | 929001353702 | 71406500 |
| 5 CorePro R7S 118mm 14-100W 830 D          | 100    | 14   | 1600   | 114.29     | Only with speci c dimmers | 80  | 3000  | 15.000   | 29       | 118    | E   | 929001243702 | 57879700 |
| 6 CorePro R7S 118mm 14-100W 840 D          | 100    | 14   | 1800   | 128.57     | Only with speci c dimmers | 80  | 4000  | 15.000   | 29       | 118    | E   | 929001243802 | 57881000 |
| 7 CoreProLED linearD 17.5-150W R7S 118 830 | 150    | 17.5 | 2460   | 140        | Only with speci c dimmers | 80  | 3000  | 15.000   | 42       | 118    | D   | 929002016602 | 64673800 |
| 7 CoreProLED linearD 17.5-150W R7S 118 840 | 150    | 17.5 | 2460   | 140        | Only with speci c dimmers | 80  | 4000  | 15.000   | 42       | 118    | D   | 929002016702 | 64675200 |

# LED bulbs

SceneSwitch LEDbulbs

[www.philips.com/ledlamps](http://www.philips.com/ledlamps)



| Product Type                               | LED       | Efficacy | Dimmable | CRI | Color Temp.    | Lifetime | Lamp diameter | Total length | EEL | 12NC         | EOC code |
|--|-----------|----------|----------|-----|----------------|----------|---------------|--------------|-----|--------------|----------|
|  | W         | lm/W     |          |     | K              | Hrs.     |               |              |     |              |          |
| 1 LEDClassic SSW 60W A60 E27 WW FRND 1SRT4 | 1.6-3-7.5 | 107      | No       | 80  | 2700-2500-2200 | 15.000   | 60            | 104          | F   | 929002445558 | 26396300 |
| 2 LEDClassic SSW 60W A60 E27WWCLND RF1SRT4 | 1.6-3-7.5 | 107      | No       | 80  | 2700-2500-2200 | 15.000   | 60            | 104          | F   | 929001888655 | 77213001 |
| 1 LEDClassic SSW 60W A60 E27WWFR ND 1PF/10 | 1.6-3-7.5 | 107      | No       | 80  | 2700-2500-2200 | 15.000   | 60            | 104          | F   | 929002445517 | 26396301 |



# LED bulbs

UltraEfficient LED bulb

[www.philips.com/ledlamps](http://www.philips.com/ledlamps)



|     | Product Type                                | Traditional | LED | Lumen Output | Efficacy | Beam Angle | Dimmable                  | CRI | Color Temp. | Lifetime | Lamp diameter | Total length | EEL | 12NC         | EOC code |
|-----|---|-------------|-----|--------------|----------|------------|---------------------------|-----|-------------|----------|---------------|--------------|-----|--------------|----------|
|     |   | W           | W   | lm           | lm/W     | °          |                           |     | K           | Hrs.     |               |              |     |              |          |
| NEW | 1 MAS LEDBulbND2.3-40W E27 827 A60 CL G UE  | 40          | 2.3 | 485          | 210      | -          | No                        | 80  | 2700        | 50.000   | 60            | 104          | A   | 929003622702 | 18829700 |
| NEW | 2 MAS LEDBulbND2.3-40W E27 827 A60 FR G UE  | 40          | 2.3 | 485          | 210      | -          | No                        | 80  | 2700        | 50.000   | 60            | 104          | A   | 929003622902 | 18833400 |
| NEW | 1 MAS LEDBulbND2.3-40W E27 830 A60 CL G UE  | 40          | 2.3 | 485          | 210      | -          | No                        | 80  | 3000        | 50.000   | -             | -            | A   | 929003702502 | 25404600 |
| NEW | 2 MAS LEDBulbND2.3-40W E27 830 A60 FR G UE  | 40          | 2.3 | 485          | 210      | -          | No                        | 80  | 3000        | 50.000   | -             | -            | A   | 929003702702 | 25408400 |
| NEW | 3 MAS LEDBulbND2.3-40W E27 840 A60 CL G UE  | 40          | 2.3 | 485          | 210      | -          | No                        | 80  | 4000        | 50.000   | 60            | 104          | A   | 929003623102 | 18837200 |
| NEW | 2 MAS LEDBulbND2.3-40W E27 840 A60 FR G UE  | 40          | 2.3 | 485          | 210      | -          | No                        | 80  | 4000        | 50.000   | 60            | 104          | A   | 929003623302 | 18841900 |
| NEW | 4 MAS LEDBulbND2.3-40W E27830 A60CL G EELA  | 40          | 2.3 | 485          | 210      | -          | No                        | 80  | 3000        | 50.000   | 60            | 105          | A   | 929003066402 | 42073100 |
| NEW | 5 MAS LEDBulbND2.3-40W E27840 A60CL G EELA  | 40          | 2.3 | 485          | 210      | -          | No                        | 80  | 4000        | 50.000   | 60            | 105          | A   | 929003066502 | 42075500 |
| NEW | 6 MAS LEDBulb D 4-60W E27 827 A60 CL G UE   | 60          | 4   | 840          | 210      | 300        | Only with speci c dimmers | 80  | 2700        | 50.000   | -             | -            | A   | 929003691502 | 24864900 |
| NEW | 7 MAS LEDBulb D 4-60W E27 827 A60 FR G UE   | 60          | 4   | 840          | 210      | 300        | Only with speci c dimmers | 80  | 2700        | 50.000   | -             | -            | A   | 929003691602 | 24866300 |
| NEW | 6 MAS LEDBulb D 4-60W E27 830 A60 CL G UE   | 60          | 4   | 840          | 210      | 300        | Only with speci c dimmers | 80  | 3000        | 50.000   | -             | -            | A   | 929003691702 | 24868700 |
| NEW | 7 MAS LEDBulb D 4-60W E27 830 A60 FR G UE   | 60          | 4   | 840          | 210      | 300        | Only with speci c dimmers | 80  | 3000        | 50.000   | -             | -            | A   | 929003691802 | 24870000 |
| NEW | 8 MAS LEDBulbND4-60W E27 827 A60 CL G UE    | 60          | 4   | 840          | 210      | -          | No                        | 80  | 2700        | 50.000   | 60            | 104          | A   | 929003623502 | 18845700 |
| NEW | 2 MAS LEDBulbND4-60W E27 827 A60 FR G UE    | 60          | 4   | 840          | 210      | -          | No                        | 80  | 2700        | 50.000   | 60            | 104          | A   | 929003623702 | 18849500 |
| NEW | 9 MAS LEDBulbND4-60W E27 827 G95 CL G UE    | 60          | 4   | 840          | 210      | -          | No                        | 80  | 2700        | 50.000   | 95            | 140          | A   | 929003642502 | 20276400 |
| NEW | 10 MAS LEDBulbND4-60W E27 827 ST64 CL G UE  | 60          | 4   | 840          | 210      | -          | No                        | 80  | 2700        | 50.000   | 64            | 140          | A   | 929003642402 | 20274000 |
| NEW | 11 MAS LEDBulbND4-60W E27 830 A60 CL G EELA | 60          | 4   | 840          | 210      | -          | No                        | 80  | 3000        | 50.000   | 60            | 105          | A   | 929003066702 | 42077900 |
| NEW | 8 MAS LEDBulbND4-60W E27 830 A60 CL G UE    | 60          | 4   | 840          | 210      | -          | No                        | 80  | 3000        | 50.000   | -             | -            | A   | 929003702902 | 25412100 |
| NEW | 2 MAS LEDBulbND4-60W E27 830 A60 FR G UE    | 60          | 4   | 840          | 210      | -          | No                        | 80  | 3000        | 50.000   | -             | -            | A   | 929003703102 | 25416900 |
| NEW | 2 MAS LEDBulbND4-60W E27 830 A60 FR G UE    | 60          | 4   | 840          | 210      | -          | No                        | 80  | 3000        | 50.000   | 60            | 105          | A   | 929003480002 | 43579700 |
| NEW | 12 MAS LEDBulbND4-60W E27 840 A60 CL G EELA | 60          | 4   | 840          | 210      | -          | No                        | 80  | 4000        | 50.000   | 60            | 105          | A   | 929003066802 | 42079300 |

# LED bulbs

Classic filament LEDbulbs

[www.philips.com/ledlamps](http://www.philips.com/ledlamps)



| Product Type                                | Tradi  | LED | Lumen  | Efficacy | Beam  | Dimmable                  | CRI | Color | Lifetime | Lamp   | Total | 12NC         | EOC      |
|---|--------|-----|--------|----------|-------|---------------------------|-----|-------|----------|--------|-------|--------------|----------|
|   | tional | W   | Output | lm/W     | Angle |                           |     | Temp. | diameter | length |       |              |          |
|   | W      | W   | lm     | lm/W     | °     |                           | K   | Hrs.  |          |        |       |              |          |
| 1 LED double layers 20W E27 smoky DIM       | 20     | 6.5 | 200    | 30       | -     | Only with speci c dimmers | 80  | 1800  | 15.000   | 202    | 293   | 929002982301 | 31372900 |
| 2 LED giant 20W E27 A160 1800K smoky D      | 20     | 6.5 | 200    | 30       | -     | Only with speci c dimmers | 80  | 1800  | 15.000   | 162    | 293   | 929002982501 | 31537200 |
| 3 LED giant 20W E27 G200 1800K smoky D      | 20     | 6.5 | 200    | 30       | 300   | Only with speci c dimmers | 80  | 1800  | 15.000   | 202    | 286   | 929002982601 | 31539600 |
| 4 LED giant 20W E27 T65 1800K smoky D       | 20     | 6.5 | 200    | 30       | 300   | Only with speci c dimmers | 80  | 1800  | 15.000   | 66     | 273   | 929002982701 | 31541900 |
| 5 LED classic 25W G93 E27 GOLD SP D SRT4    | 25     | 4   | 250    | 62       | 330   | Only with speci c dimmers | 80  | 1800  | 15.000   | 96     | 143   | 929002983001 | 31547100 |
| 6 LED giant crystal 26W E27 smoky DIM       | 26     | 7   | 270    | 38       | -     | Only with speci c dimmers | 80  | 1800  | 15.000   | 103    | 366   | 929002982401 | 31374300 |
| 7 LED classic-giant 28W E27 A160 GOLD ND    | 28     | 4.5 | 300    | 66       | 330   | No                        | 80  | 1800  | 15.000   | 162    | 293   | 929002983801 | 31382800 |
| 8 LED classic-giant 28W E27 G200 GOLD ND    | 28     | 4.5 | 300    | 66       | 330   | No                        | 80  | 1800  | 15.000   | 202    | 286   | 929002983901 | 31384200 |
| 9 LED classic-giant 40W E27 A160 GOLD DIM   | 40     | 7   | 470    | 67       | 330   | Only with speci c dimmers | 80  | 1800  | 15.000   | 162    | 293   | 929002983501 | 31376700 |
| 10 LED classic-giant 40W E27 G200 GOLD DIM  | 40     | 7   | 470    | 67       | 330   | Only with speci c dimmers | 80  | 1800  | 15.000   | 202    | 286   | 929002983601 | 31378100 |
| 11 LED classic-giant 40W E27 T65 GOLD DIM   | 40     | 7   | 470    | 67       | 330   | Only with speci c dimmers | 80  | 1800  | 15.000   | 66     | 273   | 929002983701 | 31380400 |
| 12 LEDClassic 40W Mushroom E27 1800K GOLD D | 40     | 5.5 | 470    | 85       | 300   | Only with speci c dimmers | 80  | 1800  | 15.000   | 202    | 188   | 929002984001 | 31386600 |

# LED bulbs

CorePro LEDbulbs

[www.philips.com/ledlamps](http://www.philips.com/ledlamps)



| Product Type                                 | Tradi  | LED  | Lumen  | Efficacy | Beam  | Dimmable | CRI | Color | Lifetime | Lamp | Total | EEL | 12NC         | EOC      |
|--|--------|------|--------|----------|-------|----------|-----|-------|----------|------|-------|-----|--------------|----------|
|  | tional | W    | Output | lm/W     | Angle |          |     | Temp. |          |      |       |     |              |          |
|  | W      | W    | lm     | lm/W     | °     |          | K   | Hrs.  |          |      |       |     |              |          |
| 1 CorePro LEDbulb ND 5-40W A60 B22 930       | 40     | 5    | 470    | 94       | 200   | No       | 90  | 3000  | 15.000   | 60   | 110   | F   | 929003001602 | 32972000 |
| 2 CorePro LEDbulb ND 5-40W A60 E27 830       | 40     | 5    | 470    | 94       | 200   | No       | 80  | 3000  | 15.000   | 60   | 110   | F   | 929001304532 | 57993000 |
| 2 CorePro LEDbulb ND 5-40W A60 E27 840       | 40     | 5    | 470    | 94       | 200   | No       | 80  | 4000  | 15.000   | 60   | 110   | F   | 929001234602 | 57779000 |
| 3 CorePro LEDbulb ND 5-40W A60 E27 930       | 40     | 5    | 470    | 94       | 200   | No       | 90  | 3000  | 15.000   | 60   | 110   | F   | 929003001502 | 32956000 |
| 3 CorePro LEDbulb ND 5-40W A60 E27 940       | 40     | 5    | 470    | 94       | 200   | No       | 90  | 4000  | 15.000   | 60   | 110   | F   | 929003001702 | 32958400 |
| 4 CorePro LEDbulb ND 5.5-40W A60 B22 827     | 40     | 5.5  | 470    | 85       | 200   | No       | 80  | 2700  | 15.000   | 60   | 110   | F   | 929001233802 | 57765300 |
| 2 CorePro LEDbulb ND 5.5-40W A60 E27 827     | 40     | 5.5  | 470    | 85       | 200   | No       | 80  | 2700  | 15.000   | 60   | 110   | F   | 929001234202 | 57757800 |
| 4 CorePro LEDbulb ND 5.5-40W A60 B22 827 UK  | 40     | 5.5  | 470    | 85       | 200   | No       | 80  | 2700  | 15.000   | 60   | 110   | F   | 929001233899 | 57765301 |
| 2 CorePro LEDbulb ND 5.5-40W A60 E27 827 UK  | 40     | 5.5  | 470    | 85       | 200   | No       | 80  | 2700  | 15.000   | 60   | 110   | F   | 929001234299 | 57757801 |
| 1 CorePro LEDbulb ND 7.5-60W A60 B22 930     | 60     | 7.5  | 806    | 107      | 200   | No       | 90  | 3000  | 15.000   | 60   | 110   | F   | 929003002402 | 32974400 |
| 2 CorePro LEDbulb ND 7.5-60W A60 E27 830     | 60     | 7.5  | 806    | 107      | 200   | No       | 80  | 3000  | 15.000   | 60   | 110   | F   | 929001304732 | 57771400 |
| 2 CorePro LEDbulb ND 7.5-60W A60 E27 840     | 60     | 7.5  | 806    | 107      | 200   | No       | 80  | 4000  | 15.000   | 60   | 110   | F   | 929001234702 | 57777600 |
| 3 CorePro LEDbulb ND 7.5-60W A60 E27 930     | 60     | 7.5  | 806    | 107      | 200   | No       | 90  | 3000  | 15.000   | 60   | 110   | F   | 929003002302 | 32960700 |
| 3 CorePro LEDbulb ND 7.5-60W A60 E27 940     | 60     | 7.5  | 806    | 107      | 200   | No       | 90  | 4000  | 15.000   | 60   | 110   | F   | 929003002502 | 32962100 |
| 4 CorePro LEDbulb ND 8-60W A60 B22 827       | 60     | 8    | 806    | 100      | 200   | No       | 80  | 2700  | 15.000   | 60   | 110   | F   | 929001233902 | 57763900 |
| 4 CorePro LEDbulb ND 8-60W A60 B22 827 UK    | 60     | 8    | 806    | 100      | 200   | No       | 80  | 2700  | 15.000   | 60   | 110   | F   | 929001233997 | 57763901 |
| 3 CorePro LEDbulb ND 8-60W A60 E27 827       | 60     | 8    | 806    | 100      | 200   | No       | 80  | 2700  | 15.000   | 60   | 110   | F   | 929001234302 | 57755400 |
| 5 CorePro LEDbulb ND 8-60W A60 E27 827 SKT   | 60     | 8    | 806    | 100      | 200   | No       | 80  | 2700  | 15.000   | 60   | 110   | F   | 929001234350 | 40437300 |
| 3 CorePro LEDbulb ND 8-60W A60 E27 827 UK    | 60     | 8    | 806    | 100      | 200   | No       | 80  | 2700  | 15.000   | 60   | 110   | F   | 929001234385 | 57755401 |
| 3 CorePro LEDbulb ND 8-60W A60 E27 827 3CT/8 | 60     | 8    | 806    | 100      | 200   | No       | 80  | 2700  | 15.000   | 60   | 110   | F   | 929001234332 | 70033100 |
| 1 CorePro LEDbulb ND 7.5-60W A60 B22 930 UK  | 60     | 7.5  | 806    | 107      | 200   | No       | 90  | 3000  | 15.000   | 60   | 110   | F   | 929003002499 | 32974401 |
| 6 LEDbulb ND 8-60W A60 E27 827 6CT           | 60     | 8    | 806    | 100      | 180   | No       | 80  | 2700  | 15.000   | 60   | 108   | F   | 929002306202 | 42067000 |
| 7 CorePro LEDbulb ND 10-75W A60 E27 840      | 75     | 10   | 1055   | 105      | 200   | No       | 80  | 4000  | 15.000   | 60   | 110   | F   | 929001234802 | 51032200 |
| 8 CorePro LEDbulb ND 10-75W A60 E27 865      | 75     | 10   | 1055   | 105      | 200   | No       | 80  | 6500  | 15.000   | 60   | 110   | F   | 929001163832 | 49758600 |
| 9 CorePro LEDbulb ND 10-75W A60 E27 940      | 75     | 10   | 1055   | 105      | 200   | No       | 90  | 4000  | 15.000   | 60   | 110   | F   | 929003003302 | 32966900 |
| 10 CorePro LEDbulb ND 10.5-75W A60 B22 930   | 75     | 10.5 | 1055   | 100      | 200   | No       | 90  | 3000  | 15.000   | 60   | 110   | F   | 929003003202 | 32976800 |
| 8 CorePro LEDbulb ND 10.5-75W A60 E27 830    | 75     | 10.5 | 1055   | 100      | 200   | No       | 80  | 3000  | 15.000   | 60   | 110   | F   | 929001162332 | 49752400 |
| 9 CorePro LEDbulb ND 10.5-75W A60 E27 930    | 75     | 10.5 | 1055   | 100      | 200   | No       | 90  | 3000  | 15.000   | 60   | 110   | F   | 929003003102 | 32964500 |
| 11 CorePro LEDbulb ND 11-75W A60 B22 827     | 75     | 11   | 1055   | 95       | 200   | No       | 80  | 2700  | 15.000   | 60   | 110   | F   | 929001234402 | 57761500 |
| 11 CorePro LEDbulb ND 11-75W A60 B22 827 UK  | 75     | 11   | 1055   | 95       | 200   | No       | 80  | 2700  | 15.000   | 60   | 110   | F   | 929001234098 | 51004901 |



# LED bulbs

CorePro LEDbulbs - Continued

[www.philips.com/ledlamps](http://www.philips.com/ledlamps)



| Product Type                                   | Tradi  | LED  | Lumen  | Efficacy | Beam  | Dimmable | CRI | Color | Lifetime | Lamp | Total | EEL | 12NC         | EOC      |
|--|--------|------|--------|----------|-------|----------|-----|-------|----------|------|-------|-----|--------------|----------|
|  | tional | W    | Output | lm/W     | Angle |          |     | Temp. |          |      |       |     |              |          |
|  | W      | W    | lm     | lm/W     | °     |          |     | K     | Hrs.     |      |       |     |              |          |
| 1 CorePro LEDbulb ND 11-75W A60 E27 827        | 75     | 11   | 1055   | 95       | 200   | No       | 80  | 2700  | 15.000   | 60   | 110   | F   | 929001234402 | 49076100 |
| 2 LEDbulb ND 10-75W A60 E27 827 6CT            | 75     | 10   | 1055   | 105      | 180   | No       | 80  | 2700  | 15.000   | 60   | 108   | F   | 929002306502 | 42069400 |
| NEW 3 CorePro LEDbulb ND 12.5-100W A60 E27 940 | 100    | 12.5 | 1521   | 121      | 200   | No       | 90  | 4000  | 15.000   | 60   | 110   | E   | 929003004102 | 32970600 |
| NEW 4 CorePro LEDbulb ND 13-100W A60 B22 930   | 100    | 13   | 1521   | 117      | 200   | No       | 90  | 3000  | 15.000   | 60   | 110   | E   | 929003004002 | 32978200 |
| NEW 3 CorePro LEDbulb ND 13-100W A60 E27 930   | 100    | 13   | 1521   | 117      | 200   | No       | 90  | 3000  | 15.000   | 60   | 110   | E   | 929003003902 | 32968300 |
| NEW 4 CoreProLEDbulb ND 13-100W A60 B22 930 UK | 100    | 13   | 1521   | 117      | 200   | No       | 90  | 3000  | 15.000   | 60   | 110   | E   | 929003004099 | 32978201 |
| NEW 3 CoreProLEDbulb ND 13-100W A60 E27 930 UK | 100    | 13   | 1521   | 117      | 200   | No       | 90  | 3000  | 15.000   | 60   | 110   | E   | 929003003999 | 32968301 |
| 1 CorePro LEDbulb ND 12.5-100W A60 E27 840     | 100    | 12.5 | 1521   | 121      | 200   | No       | 80  | 4000  | 15.000   | 60   | 110   | E   | 929001312402 | 51030800 |
| 1 CorePro LEDbulb ND 12.5-100W A60 E27 865     | 100    | 12.5 | 1521   | 121      | 200   | No       | 80  | 6500  | 15.000   | 60   | 110   | E   | 929001312502 | 57781300 |
| 5 CorePro LEDbulb ND 13-100W A60 B22 827       | 100    | 13   | 1521   | 117      | 200   | No       | 80  | 2700  | 15.000   | 60   | 110   | E   | 929001234102 | 51002500 |
| 1 CorePro LEDbulb ND 13-100W A60 E27 827       | 100    | 13   | 1521   | 117      | 200   | No       | 80  | 2700  | 15.000   | 60   | 110   | E   | 929001234502 | 49074700 |
| 1 CorePro LEDbulb ND 13-100W A60 E27 830       | 100    | 13   | 1521   | 117      | 200   | No       | 80  | 3000  | 15.000   | 60   | 110   | E   | 929001235002 | 57767700 |
| 5 CoreProLEDbulb ND 13-100W A60 B22 827 UK     | 100    | 13   | 1521   | 117      | 200   | No       | 80  | 2700  | 15.000   | 60   | 110   | E   | 929001234199 | 51002501 |
| 1 CoreProLEDbulb ND 13-100W A60 E27 827 UK     | 100    | 13   | 1521   | 117      | 200   | No       | 80  | 2700  | 15.000   | 60   | 110   | E   | 929001234564 | 49074701 |

# LED bulbs

CorePro Glass LED bulbs

[www.philips.com/ledlamps](http://www.philips.com/ledlamps)



| Product Type                                 | Tradi  | LED | Lumen  | Efficacy | Dimmable | CRI | Color | Lifetime | Lamp     | Total  | EEL | 12NC         | EOC      |
|--|--------|-----|--------|----------|----------|-----|-------|----------|----------|--------|-----|--------------|----------|
|  | tional | W   | Output | Im/W     |          |     | Temp. | Hrs.     | diameter | length |     |              | code     |
|  | W      | W   | lm     |          |          |     | K     |          |          |        |     |              |          |
| 1 CorePro LEDBulbND 4-40W E27 ST64 827 CLG   | 40     | 4   | 470    | 117      | No       | 80  | 2700  | 15.000   | 64       | 140    | E   | 929001237392 | 34687100 |
| 2 CorePro LEDBulbND 4.3-40W E27 A60827 CLG   | 40     | 4.3 | 470    | 109      | No       | 80  | 2700  | 15.000   | 60       | 104    | F   | 929001890092 | 34716800 |
| 3 CorePro LEDBulbND 4.3-40W E27 A60840 CLG   | 40     | 4.3 | 540    | 125      | No       | 80  | 4000  | 15.000   | 60       | 104    | E   | 929001890692 | 35493700 |
| 4 CorePro LEDBulbND 4.5-40W E27 A60830 FRG   | 40     | 4.5 | 470    | 104      | No       | 80  | 3000  | 15.000   | 60       | 106    | F   | 929002424992 | 34702100 |
| 5 CorePro LEDBulbND 4.5-40W E27 A60 827FR G  | 40     | 4.5 | 470    | 104      | No       | 80  | 2700  | 15.000   | 60       | 110    | F   | 929001242992 | 36130000 |
| 4 CorePro LEDBulb7-60W E27 A60 840 FR G      | 60     | 7   | 806    | 115      | No       | 80  | 4000  | 15.000   | 60       | 106    | E   | 929001323592 | 37751600 |
| 6 CorePro LEDBulbND 7-60W B22 A60 827 CL G   | 60     | 7   | 806    | 115      | No       | 80  | 2700  | 15.000   | 60       | 104    | E   | 929001387492 | 34673400 |
| 7 CorePro LEDBulbND 7-60W E27 A60 827FR G    | 60     | 7   | 806    | 115      | No       | 80  | 2700  | 15.000   | 60       | 110    | E   | 929001243002 | 36124900 |
| 4 CorePro LEDBulbND 7-60W E27 A60 830 FR G   | 60     | 7   | 806    | 115      | No       | 80  | 3000  | 15.000   | 60       | 106    | E   | 929002425092 | 34647500 |
| 8 CorePro LEDBulbND 7-60W E27 A60 840 CL G   | 60     | 7   | 850    | 121      | No       | 80  | 4000  | 15.000   | 60       | 106    | E   | 929001815092 | 35491300 |
| 9 CorePro LEDBulbND 7-60W E27 G93 827 CL G   | 60     | 7   | 806    | 115      | No       | 80  | 2700  | 15.000   | 95       | 140    | E   | 929001387992 | 34677200 |
| 10 CorePro LEDBulbND 7-60W E27 ST64 827CL G  | 60     | 7   | 806    | 115      | No       | 80  | 2700  | 15.000   | 64       | 140    | E   | 929001387692 | 34675800 |
| 11 CorePro LEDBulbND 7-60W E27 WW A60 CL G   | 60     | 7   | 806    | 115      | No       | 80  | 2700  | 15.000   | 60       | 104    | E   | 929001387362 | 38003500 |
| 11 CorePro LEDBulbND 7-60W E27 WW A60 CLG3pk | 60     | 7   | 806    | 115      | No       | 80  | 2700  | 15.000   | 60       | 104    | E   | 929001387314 | 38996000 |
| 4 CorePro LEDBulb8.5-75W E27 A60 840 FR G    | 75     | 8.5 | 1055   | 124      | No       | 80  | 4000  | 15.000   | 60       | 104    | E   | 929002025892 | 37753000 |
| 12 CorePro LEDBulbND 8.5-75W E27 A60 827CLG  | 75     | 8.5 | 1055   | 124      | No       | 80  | 2700  | 15.000   | 60       | 104    | E   | 929002025492 | 34712000 |
| 4 CorePro LEDBulbND 8.5-75W E27 A60 830FRG   | 75     | 8.5 | 1055   | 124      | No       | 80  | 3000  | 15.000   | 60       | 104    | E   | 929002425192 | 34704500 |
| 12 CorePro LEDBulbND 8.5-75W E27 A60 840CLG  | 75     | 8.5 | 1055   | 124      | No       | 80  | 4000  | 15.000   | 60       | 104    | E   | 929002025592 | 34708300 |
| 4 CorePro LEDBulbND 8.5-75W E27 A60 827FR G  | 75     | 8.5 | 1055   | 124      | No       | 80  | 2700  | 15.000   | 60       | 104    | E   | 929002025702 | 36126300 |

# LED bulbs

CorePro Glass LED bulbs - Continued

[www.philips.com/ledlamps](http://www.philips.com/ledlamps)



| Product Type                                | Tradi- | LED  | Lumen  | Efficacy | Dimmable | CRI | Color | Lifetime | Lamp | Total | EEL | 12NC         | EOC      |
|---|--------|------|--------|----------|----------|-----|-------|----------|------|-------|-----|--------------|----------|
|   | tional | W    | Output | Im/W     |          |     | Temp. |          |      |       |     |              |          |
|   | W      | W    | lm     | lm/W     |          |     | K     | Hrs.     |      |       |     |              |          |
| 1 CorePro LEDBulb 10.5-100W E27 A60 840 FRG | 100    | 10.5 | 1521   | 144      | No       | 80  | 4000  | 15.000   | 60   | 104   | D   | 929002026592 | 37755400 |
| 2 CorePro LEDBulbND 10.5-100W E27A60 827CLG | 100    | 10.5 | 1521   | 144      | No       | 80  | 2700  | 15.000   | 60   | 104   | D   | 929002026192 | 34714400 |
| 1 CorePro LEDBulbND 10.5-100W E27A60 827FRG | 100    | 10.5 | 1521   | 144      | No       | 80  | 2700  | 15.000   | 60   | 104   | D   | 929002026402 | 36128700 |
| 3 CorePro LEDBulbND 10.5-100W E27A60 830FRG | 100    | 10.5 | 1521   | 144      | No       | 80  | 3000  | 15.000   | 60   | 104   | D   | 929002425292 | 34706900 |
| 2 CorePro LEDBulbND 10.5-100W E27A60 840CLG | 100    | 10.5 | 1521   | 144      | No       | 80  | 4000  | 15.000   | 60   | 104   | D   | 929002026292 | 34710600 |

# LED bulbs

CorePro Glass High Lumen bulbs

[www.philips.com/ledlamps](http://www.philips.com/ledlamps)



| Product Type                               | Tradi  | LED  | Lumen  | Efficacy | Dimmable | CRI | Color | Lifetime | Lamp | Total | EEL | 12NC         | EOC      |
|--|--------|------|--------|----------|----------|-----|-------|----------|------|-------|-----|--------------|----------|
|  | tional | W    | Output | lm/W     |          |     | Temp. |          |      |       |     |              |          |
|  | W      | W    | lm     | lm/W     |          |     | K     | Hrs.     |      |       |     |              |          |
| 1 CorePro LEDBulbND 120W E27 A67 827 CL G  | 120    | 13   | 2000   | 153      | No       | 80  | 2700  | 15.000   | 70   | 121   | D   | 929002371502 | 34649900 |
| 2 CorePro LEDBulbND 120W E27 A67 827 FR G  | 120    | 13   | 2000   | 153      | No       | 80  | 2700  | 15.000   | 70   | 121   | D   | 929002371802 | 34653600 |
| 1 CorePro LEDBulbND 120W E27 A67 840 CL G  | 120    | 13   | 2000   | 153      | No       | 80  | 4000  | 15.000   | 70   | 121   | D   | 929002371602 | 34651200 |
| 2 CorePro LEDBulbND 120W E27 A67 840 FR G  | 120    | 13   | 2000   | 153      | No       | 80  | 4000  | 15.000   | 70   | 121   | D   | 929002371902 | 34655000 |
| 3 CorePro LEDBulbND 120W E27 A67 865 FR G  | 120    | 13   | 2000   | 153      | No       | 80  | 6500  | 15.000   | 70   | 121   | D   | 929002372002 | 34657400 |
| 3 CorePro LEDBulbND 150W E27 A67 827 FR G  | 150    | 17.5 | 2452   | 140      | No       | 80  | 2700  | 15.000   | 70   | 121   | D   | 929002372602 | 34661100 |
| 4 CorePro LEDBulbND 150W E27 A67 840 CL G  | 150    | 17   | 2452   | 144      | No       | 80  | 4000  | 15.000   | 70   | 121   | D   | 929002372402 | 34659800 |
| 3 CorePro LEDBulbND 150W E27 A67 840 FR G  | 150    | 17.5 | 2452   | 140      | No       | 80  | 4000  | 15.000   | 70   | 121   | D   | 929002372702 | 34663500 |
| 3 CorePro LEDBulbND 150W E27 A67 865 FR G  | 150    | 17.5 | 2452   | 140      | No       | 80  | 6500  | 15.000   | 70   | 121   | D   | 929002372802 | 34665900 |
| 5 CorePro LEDBulbND17-150W E27 A67 827 CLG | 150    | 17   | 2452   | 144      | No       | 80  | 2700  | 15.000   | 70   | 128   | D   | 929002055092 | 34744100 |
| 6 CorePro LEDBulbND 200W E27 A95 827 FR G  | 200    | 23   | 3452   | 150      | No       | 80  | 2700  | 15.000   | 95   | 165   | D   | 929002372902 | 34667300 |
| 6 CorePro LEDBulbND 200W E27 A95 840 FR G  | 200    | 23   | 3452   | 150      | No       | 80  | 4000  | 15.000   | 95   | 165   | D   | 929002373002 | 34669700 |
| 6 CorePro LEDBulbND 200W E27 A95 865 FR G  | 200    | 23   | 3452   | 150      | No       | 80  | 6500  | 15.000   | 95   | 165   | D   | 929002373102 | 34671000 |

CorePro Plastic LED Specialties

[www.philips.com/ledlamps](http://www.philips.com/ledlamps)



| Product Type                             | Tradi  | LED | Lumen  | Efficacy | Beam  | Dimmable | CRI | Color | Lifetime | Lamp | Total | EEL | 12NC         | EOC      |
|--|--------|-----|--------|----------|-------|----------|-----|-------|----------|------|-------|-----|--------------|----------|
|  | tional | W   | Output | lm/W     | Angle |          |     | Temp. |          |      |       |     |              |          |
|  | W      | W   | lm     | lm/W     | °     |          |     | K     | Hrs.     |      |       |     |              |          |
| CorePro LED Stick ND 9.5-68W T38 E27 830 | 68     | 9.5 | 950    | 100      | 240   | No       | 80  | 3000  | 15.000   | 37.2 | 114.3 | F   | 929001901402 | 81451200 |
| CorePro LED Stick ND 9.5-75W T38 E27 840 | 75     | 9.5 | 1050   | 110      | 240   | No       | 80  | 4000  | 15.000   | 37.2 | 114.3 | E   | 929001901502 | 81453600 |

# LED bulbs

MASTER Glass LED bulbs

[www.philips.com/ledlamps](http://www.philips.com/ledlamps)



|     | Product Type                              | Tradi  | LED  | Lumen  | Efficacy | Dimmable                  | CRI | Color     | Lifetime | Lamp | Total | EEL | 12NC         | EOC      |
|-----|---|--------|------|--------|----------|---------------------------|-----|-----------|----------|------|-------|-----|--------------|----------|
|     |   | tional | W    | Output | Im/W     |                           |     | Temp.     |          |      |       |     |              |          |
|     |   | W      | W    | lm     | lm/W     |                           |     | K         | Hrs.     |      |       |     |              |          |
| NEW | 1 MAS LEDBulb DT3.4-40W E27 927A60CL G    | 40     | 3.4  | 470    | 138      | Only with speci c dimmers | 90  | 2200-2700 | 25.000   | 60   | 104   | D   | 929003009982 | 44967100 |
| NEW | 2 MAS LEDBulbDT3.4-40WB22 927A60CL G UK   | 40     | 3.4  | 470    | 138      | Only with speci c dimmers | 90  | 2200-2700 | 25.000   | 60   | 103   | D   | 929003010142 | 46655500 |
| NEW | 2 MASLEDBulbDT3.4-40W B22 927A60CL G      | 40     | 3.4  | 470    | 138      | Only with speci c dimmers | 90  | 2200-2700 | 25.000   | 60   | 103   | D   | 929003010182 | 44969500 |
|     | 3 MAS LEDBulbDT3.4 -40W E27 927 A60 FR G  | 40     | 3.4  | 470    | 138      | Only with speci c dimmers | 90  | 2200-2700 | 25.000   | 60   | 104   | D   | 929003010002 | 32467100 |
| NEW | 4 MAS LEDBulb DT5.9-60W B22 927A60CL G    | 60     | 5.9  | 806    | 136      | Only with speci c dimmers | 90  | 2200-2700 | 25.000   | 60   | 103   | D   | 929003010582 | 44973200 |
| NEW | 5 MAS LEDBulbDT5.9-60W E27 927A60CL G     | 60     | 5.9  | 806    | 136      | Only with speci c dimmers | 90  | 2200-2700 | 25.000   | 60   | 104   | D   | 929003010382 | 44971800 |
| NEW | 5 MAS LEDBulbDT5.9-60W E27 927A60CL G UK  | 60     | 5.9  | 806    | 136      | Only with speci c dimmers | 90  | 2200-2700 | 25.000   | 60   | 104   | D   | 929003010342 | 46657900 |
| NEW | 4 MAS LEDBulbDT5.9-60WB22 927A60CL G UK   | 60     | 5.9  | 806    | 136      | Only with speci c dimmers | 90  | 2200-2700 | 25.000   | 60   | 103   | D   | 929003010542 | 46659300 |
|     | 3 MAS LEDBulb DT5.9-60W E27 927 A60 FR G  | 60     | 5.9  | 806    | 136      | Only with speci c dimmers | 90  | 2200-2700 | 25.000   | 60   | 104   | D   | 929003010402 | 32475600 |
| NEW | 6 MAS LEDBulb DT7.2-75W B22 927A60CL G    | 75     | 7.2  | 1055   | 146      | Only with speci c dimmers | 90  | 2200-2700 | 25.000   | 60   | 103   | D   | 929003011282 | 46103100 |
| NEW | 7 MAS LEDBulb DT7.2-75W E27 927A60CL G    | 75     | 7.2  | 1055   | 146      | Only with speci c dimmers | 90  | 2200-2700 | 25.000   | 60   | 104   | D   | 929003011182 | 44975600 |
|     | 3 MAS LEDBulb DT7.2-75W E27 927 A60 FR G  | 75     | 7.2  | 1055   | 146      | Only with speci c dimmers | 90  | 2200-2700 | 25.000   | 60   | 104   | D   | 929003011302 | 32493000 |
| NEW | 8 MAS LEDBulbDT10.5-100W B22 927A60CLG    | 100    | 10.5 | 1521   | 144      | Only with speci c dimmers | 90  | 2200-2700 | 25.000   | 60   | 107   | D   | 929003011682 | 44979400 |
| NEW | 9 MAS LEDBulbDT10.5-100W E27 927A60CLG    | 100    | 10.5 | 1521   | 144      | Only with speci c dimmers | 90  | 2200-2700 | 25.000   | 60   | 108   | D   | 929003011582 | 44977000 |
|     | 3 MAS LEDBulb DT10.5-100W E27 927A60 FR G | 100    | 10.5 | 1521   | 144      | Only with speci c dimmers | 90  | 2200-2700 | 25.000   | 60   | 108   | D   | 929003011702 | 32501200 |



# LED bulbs

## MASTER Plastic LED Dusk to Dawn

[www.philips.com/ledlamps](http://www.philips.com/ledlamps)



|     | Product Type                         | Tradi  | LED | Lumen  | Efficacy | Beam  | Dimmable | CRI | Color | Lifetime | Lamp | Total | EEL | 12NC         | EOC      |
|-----|--------------------------------------|--------|-----|--------|----------|-------|----------|-----|-------|----------|------|-------|-----|--------------|----------|
|     |                                      | tional | W   | Output | lm/W     | Angle |          |     | Temp. |          |      |       |     |              |          |
|     |                                      | W      | W   | lm     | lm/W     | °     |          |     | K     | Hrs.     |      |       |     |              |          |
| NEW | 1 MAS LED D2D ND 6.5-60W A60 E27 840 | 60     | 6.5 | 806    | 124      | 250   | No       | 80  | 4000  | 15.000   | 62   | 114   | E   | 929001383732 | 39965500 |
| NEW | 2 MAS LED D2D ND 7.5-60W A60 E27 827 | 60     | 7.5 | 806    | 107      | 250   | No       | 80  | 2700  | 15.000   | 62   | 114   | F   | 929001383602 | 39947100 |

## MASTER Plastic LED Sensor

[www.philips.com/ledlamps](http://www.philips.com/ledlamps)



|     | Product Type                        | Tradi  | LED | Lumen  | Efficacy | Beam  | Dimmable | CRI | Color | Lifetime | Lamp | Total | EEL | 12NC         | EOC      |
|-----|-------------------------------------|--------|-----|--------|----------|-------|----------|-----|-------|----------|------|-------|-----|--------------|----------|
|     |                                     | tional | W   | Output | lm/W     | Angle |          |     | Temp. |          |      |       |     |              |          |
|     |                                     | W      | W   | lm     | lm/W     | °     |          |     | K     | Hrs.     |      |       |     |              |          |
| NEW | MAS LED Sensor ND 8-60W A60 E27 827 | 60     | 8   | 806    | 100      | 280   | No       | 80  | 2700  | 15.000   | 62.5 | 122   | F   | 929002058702 | 39945700 |
| NEW | MAS LED Sensor ND 8-60W A60 E27 840 | 60     | 8   | 806    | 100      | 280   | No       | 80  | 4000  | 15.000   | 62.5 | 122   | F   | 929002058802 | 39949500 |

# LED bulbs

MASTER Value Decorative LED bulbs

[www.philips.com/ledlamps](http://www.philips.com/ledlamps)



| Product Type                               | Traditional |   | LED | Lumen Output | Efficacy | Dimmable                  | CRI | Color Temp. | Lifetime | Lamp diameter | Total length | 12NC         | EOC code |
|--|-------------|---|-----|--------------|----------|---------------------------|-----|-------------|----------|---------------|--------------|--------------|----------|
|  | W           | W | W   | lm           | lm/W     |                           |     | K           | Hrs.     |               |              |              |          |
| 1 MAS VLE LEDBulbD4-25W E27 A60 GOLD SP G  | 25          | 4 | 4   | 250          | 62       | Only with speci c dimmers | 80  | 1800        | 15.000   | 61            | 106          | 929002982802 | 31551800 |
| 2 MAS VLE LEDBulbD4-25W E27 ST64 GOLD SP G | 25          | 4 | 4   | 250          | 62       | Only with speci c dimmers | 80  | 1800        | 15.000   | 65            | 143          | 929002982902 | 31553200 |
| 3 MAS VLE LEDBulbD4-25W E27 T32 GOLD SP G  | 25          | 4 | 4   | 250          | 62       | Only with speci c dimmers | 80  | 1800        | 15.000   | 33            | 137          | 929002983102 | 31555600 |
| 4 MAS VLE LEDBulbD4-25WE27 G93GOLD SP G    | 25          | 4 | 4   | 250          | 62       | Only with speci c dimmers | 80  | 1800        | 15.000   | 96            | 143          | 929002983002 | 38548100 |

# LED bulbs

MASTER Value GLASS LED bulbs

[www.philips.com/ledlamps](http://www.philips.com/ledlamps)



|     | Product Type                                | Tradi  | LED | Lumen  | Efficacy | Dimmable                  | CRI | Color     | Lifetime | Lamp | Total | EEL | 12NC         | EOC      |
|-----|---|--------|-----|--------|----------|---------------------------|-----|-----------|----------|------|-------|-----|--------------|----------|
|     |   | tional |     | Output |          |                           |     | Temp.     |          |      |       |     |              |          |
|     |   | W      | W   | lm     | lm/W     |                           |     | K         | Hrs.     |      |       |     |              |          |
| NEW | 1 MAS VLE LEDBulbD3.4-40W E27 940 A60CL G   | 40     | 3.4 | 470    | 138      | Only with speci c dimmers | 90  | 4000      | 15.000   | 60   | 104   | D   | 929003526602 | 44981700 |
| NEW | 2 MAS VLE LEDBulbD3.4-40W E27 940 A60FR G   | 40     | 3.4 | 470    | 138      | Only with speci c dimmers | 90  | 4000      | 15.000   | 60   | 104   | D   | 929003527002 | 44989300 |
|     | 3 MAS VLE LEDBulb DT3.4-40W E27 927A60CL G  | 40     | 3.4 | 470    | 138      | Only with speci c dimmers | 90  | 2200-2700 | 15.000   | 60   | 104   | D   | 929003009902 | 32465700 |
|     | 4 MAS VLE LEDBulbD 3.4-40W B22 A60 927FR G  | 40     | 3.4 | 470    | 138      | Only with speci c dimmers | 90  | 2700      | 15.000   | 60   | 103   | D   | 929003010202 | 32471800 |
|     | 1 MAS VLE LEDBulbD3.4-40W E27 927 A60 CL G  | 40     | 3.4 | 470    | 138      | Only with speci c dimmers | 90  | 2700      | 15.000   | 60   | 104   | D   | 929003070502 | 35481400 |
|     | 2 MAS VLE LEDBulbD3.4-40W E27 927 A60 FR G  | 40     | 3.4 | 470    | 138      | Only with speci c dimmers | 90  | 2700      | 15.000   | 60   | 104   | D   | 929003070702 | 35483800 |
|     | 5 MAS VLELEDBulbDT3.4-40W B22 927A60CL G    | 40     | 3.4 | 470    | 138      | Only with speci c dimmers | 90  | 2200-2700 | 15.000   | 60   | 103   | D   | 929003010102 | 32469500 |
|     | 5 MAS VLELEDBulbDT3.4-40WB22 927A60CL G UK  | 40     | 3.4 | 470    | 138      | Yes                       | 90  | 2200-2700 | 15.000   | 60   | 103   | D   | 929003010199 | 32469501 |
|     | 6 MAS VLE LEDBulbD7.2-50W E27 A60 827 CM G  | 50     | 7.2 | 650    | 90       | Only with speci c dimmers | 80  | 2700      | 15.000   | 60   | 106   | F   | 929002412802 | 36122500 |
| NEW | 7 MAS VLE LEDBulbD5.9-60W E27 940 A60CL G   | 60     | 5.9 | 806    | 136      | Only with speci c dimmers | 90  | 4000      | 15.000   | 60   | 104   | D   | 929003526702 | 44983100 |
| NEW | 2 MAS VLE LEDBulbD5.9-60W E27 940 A60FR G   | 60     | 5.9 | 806    | 136      | Only with speci c dimmers | 90  | 4000      | 15.000   | 60   | 104   | D   | 929003527102 | 44991600 |
|     | 8 MAS VLE EDBulbDT5.9-60W B22 927 G93CL G   | 60     | 5.9 | 806    | 136      | Only with speci c dimmers | 90  | 2200-2700 | 15.000   | 95   | 136   | D   | 929003011002 | 32487900 |
|     | 9 MAS VLE EDBulbDT5.9-60W B22 927 ST64CL G  | 60     | 5.9 | 806    | 136      | Only with speci c dimmers | 90  | 2200-2700 | 15.000   | 64   | 139   | D   | 929003010802 | 32483100 |
|     | 7 MAS VLE LEDBulb D5.9-60W E27 927 A60CLG   | 60     | 5.9 | 806    | 136      | Only with speci c dimmers | 90  | 2700      | 15.000   | 60   | 104   | D   | 929003057502 | 34784700 |
|     | 2 MAS VLE LEDBulb D5.9-60W E27 927 A60 FRG  | 60     | 5.9 | 806    | 136      | Only with speci c dimmers | 90  | 2700      | 15.000   | 60   | 104   | D   | 929003057702 | 34786100 |
|     | 10 MAS VLE LEDBulb D5.9-60W E27 927 G120CLG | 60     | 5.9 | 806    | 136      | Only with speci c dimmers | 90  | 2700      | 15.000   | 124  | 178   | D   | 929003059302 | 34798400 |
|     | 11 MAS VLE LEDBulb D5.9-60W E27 927 ST64CLG | 60     | 5.9 | 806    | 136      | Only with speci c dimmers | 90  | 2700      | 15.000   | 64   | 140   | D   | 929003059402 | 34796000 |
|     | 12 MAS VLE LEDBulb DT5.9-60W B22 927A60CL G | 60     | 5.9 | 806    | 136      | Only with speci c dimmers | 90  | 2200-2700 | 15.000   | 60   | 103   | D   | 929003010502 | 32477000 |

# LED bulbs

MASTER Value GLASS LED bulbs - Continued

[www.philips.com/ledlamps](http://www.philips.com/ledlamps)



| Product Type                                   | Tradi  | LED  | Lumen  | Efficacy | Dimmable                  | CRI | Color     | Lifetime | Lamp | Total | EEL | 12NC         | EOC      |
|--|--------|------|--------|----------|---------------------------|-----|-----------|----------|------|-------|-----|--------------|----------|
|  | tional | W    | Output | lm/W     |                           |     | Temp.     |          |      |       |     |              |          |
|  | W      | W    | lm     | lm/W     |                           |     | K         | Hrs.     |      |       |     |              |          |
| 1 MAS VLE LEDBulb DT5.9-60W E27 927G93CL G     | 60     | 5.9  | 806    | 136      | Only with speci c dimmers | 90  | 2200-2700 | 15.000   | 95   | 137   | D   | 929003010902 | 32485500 |
| 2 MAS VLE LEDBulb DT5.9-60W E27 927ST64CLG     | 60     | 5.9  | 806    | 136      | Only with speci c dimmers | 90  | 2200-2700 | 15.000   | 64   | 140   | D   | 929003010702 | 32481700 |
| 3 MAS VLE LEDBulbD5.9-60W B22 A60 927FR G      | 60     | 5.9  | 806    | 136      | Only with speci c dimmers | 90  | 2700      | 15.000   | 60   | 103   | D   | 929003010602 | 32479400 |
| 4 MAS VLE LEDBulbDT5.9-60W E27 927A60CL G      | 60     | 5.9  | 806    | 136      | Only with speci c dimmers | 90  | 2200-2700 | 15.000   | 60   | 104   | D   | 929003010302 | 32473200 |
| 3 MASVLE LEDBulbD5.9-60W B22A60 927FR G UK     | 60     | 5.9  | 806    | 136      | Yes                       | 90  | 2200-2700 | 15.000   | 60   | 103   | D   | 929003010699 | 32479401 |
| 5 MASVLE LEDBulbDT5.9-60WB22 927A60CL G UK     | 60     | 5.9  | 806    | 136      | Yes                       | 90  | 2200-2700 | 15.000   | 60   | 103   | D   | 929003010598 | 32477001 |
| 6 MASVLELEDBulb D5.9-60W E27 927A60FR G UK     | 60     | 5.9  | 806    | 136      | Yes                       | 90  | 2700      | 15.000   | 60   | 104   | D   | 929003057799 | 34786101 |
| 4 MASVLELEDBulbDT5.9-60W E27 927A60CL G UK     | 60     | 5.9  | 806    | 136      | Yes                       | 90  | 2200-2700 | 15.000   | 60   | 104   | D   | 929003010398 | 32473201 |
| NEW 7 MAS VLE LEDBulbD7.8-75W E27 940 A60CL G  | 75     | 7.8  | 1055   | 135      | Only with speci c dimmers | 90  | 4000      | 15.000   | 60   | 104   | D   | 929003526802 | 44985500 |
| NEW 6 MAS VLE LEDBulbD7.8-75W E27 940 A60FR G  | 75     | 7.8  | 1055   | 135      | Only with speci c dimmers | 90  | 4000      | 15.000   | 60   | 104   | D   | 929003527202 | 44993000 |
| 7 MAS VLE LEDBulb D7.8-75W E27 927 A60 CLG     | 75     | 7.8  | 1055   | 135      | Only with speci c dimmers | 90  | 2700      | 15.000   | 60   | 104   | D   | 929003057902 | 34788500 |
| 6 MAS VLE LEDBulb D7.8-75W E27 927 A60 FRG     | 75     | 7.8  | 1055   | 135      | Only with speci c dimmers | 90  | 2700      | 15.000   | 60   | 104   | D   | 929003058102 | 34790800 |
| 8 MAS VLE LEDBulb DT7.2-75W B22 927A60CL G     | 75     | 7.2  | 1055   | 146      | Only with speci c dimmers | 90  | 2200-2700 | 15.000   | 60   | 103   | D   | 929003011202 | 32491600 |
| 9 MAS VLE LEDBulb DT7.2-75W E27 927A60CL G     | 75     | 7.2  | 1055   | 146      | Only with speci c dimmers | 90  | 2200-2700 | 15.000   | 60   | 104   | D   | 929003011102 | 32489300 |
| 3 MAS VLE LEDBulbD7.2-75W B22 A60 927 FR G     | 75     | 7.2  | 1055   | 146      | Only with speci c dimmers | 90  | 2700      | 15.000   | 60   | 103   | D   | 929003011402 | 32495400 |
| NEW 10 MAS VLE LEDBulbD11.2-100W E27 940A60CLG | 100    | 11.2 | 1521   | 135      | Only with speci c dimmers | 90  | 4000      | 15.000   | 60   | 108   | D   | 929003526902 | 44987900 |
| NEW 6 MAS VLE LEDBulbD11.2-100W E27 940A60FRG  | 100    | 11.2 | 1521   | 135      | Only with speci c dimmers | 90  | 4000      | 15.000   | 60   | 108   | D   | 929003527302 | 44995400 |
| 3 MAS VLE LEDBulbD10.5-100W B22 A60 927FRG     | 100    | 10.5 | 1521   | 144      | Only with speci c dimmers | 90  | 2700      | 15.000   | 60   | 107   | D   | 929003011802 | 32503600 |
| 10 MAS VLE LEDBulbD11.2-100W E27 927 A60CLG    | 100    | 11.2 | 1521   | 135      | Only with speci c dimmers | 90  | 2700      | 15.000   | 60   | 108   | D   | 929003058302 | 34792200 |
| 6 MAS VLE LEDBulbD11.2-100W E27 927 A60FRG     | 100    | 11.2 | 1521   | 135      | Only with speci c dimmers | 90  | 2700      | 15.000   | 60   | 108   | D   | 929003058502 | 34794600 |
| 11 MAS VLE LEDBulbDT10.5-100W B22 927A60CLG    | 100    | 10.5 | 1521   | 144      | Only with speci c dimmers | 90  | 2200-2700 | 15.000   | 60   | 107   | D   | 929003011602 | 32499200 |
| 12 MAS VLE LEDBulbDT10.5-100W E27 927A60CLG    | 100    | 10.5 | 1521   | 144      | Only with speci c dimmers | 90  | 2200-2700 | 15.000   | 60   | 108   | D   | 929003011502 | 32497800 |
| 3 MASVLE LEDBulbD10.5-100W B22A60 927FRGUK     | 100    | 10.5 | 1521   | 144      | Yes                       | 90  | 2700      | 15.000   | 60   | 107   | D   | 929003011899 | 32503601 |

# LED bulbs

MASTER UltraEfficient LED bulb - Continued

[www.philips.com/ledlamps](http://www.philips.com/ledlamps)



|     | Product Type                               | Traditional | LED | Lumen Output | Efficacy | Dimmable | CRI | Color Temp. | Lifetime | Lamp diameter | Total length | EEL | 12NC         | EOC code |
|-----|--|-------------|-----|--------------|----------|----------|-----|-------------|----------|---------------|--------------|-----|--------------|----------|
|     |  | W           | W   | lm           | lm/W     |          |     | K           | Hrs.     |               |              |     |              |          |
| NEW | 1 MAS LEDBulbND4-60W E27 840 A60 CL G UE   | 60          | 4   | 840          | 210      | No       | 80  | 4000        | 50.000   | 60            | 104          | A   | 929003623902 | 18853200 |
| NEW | 2 MAS LEDBulbND4-60W E27 840 A60 FR G UE   | 60          | 4   | 840          | 210      | No       | 80  | 4000        | 50.000   | 60            | 104          | A   | 929003624102 | 28428900 |
| NEW | 2 MAS LEDBulbND4-60W E27 840 A60 FR G UE   | 60          | 4   | 840          | 210      | No       | 80  | 4000        | 50.000   | 60            | 105          | A   | 929003480102 | 43581000 |
| NEW | 3 MAS LEDBulbND4-60W E27 840 G95 CL G UE   | 60          | 4   | 840          | 210      | No       | 80  | 4000        | 50.000   | 95            | 140          | A   | 929003642602 | 20278800 |
| NEW | 4 MAS LEDBulbND5.2-75W E27 827 A60 CL G UE | 75          | 5.2 | 1095         | 210      | No       | 80  | 2700        | 50.000   | 60            | 104          | A   | 929003624302 | 18861700 |
| NEW | 2 MAS LEDBulbND5.2-75W E27 827 A60 FR G UE | 75          | 5.2 | 1095         | 210      | No       | 80  | 2700        | 50.000   | 60            | 104          | A   | 929003624502 | 18865500 |
| NEW | 4 MAS LEDBulbND5.2-75W E27 830 A60 CL G UE | 75          | 5.2 | 1095         | 210      | No       | 80  | 3000        | 50.000   | -             | -            | A   | 929003703302 | 25420600 |
| NEW | 2 MAS LEDBulbND5.2-75W E27 830 A60 FR G UE | 75          | 5.2 | 1095         | 210      | No       | 80  | 3000        | 50.000   | -             | -            | A   | 929003703502 | 25424400 |
| NEW | 5 MAS LEDBulbND5.2-75W E27 830A70 CLG UE   | 75          | 5.2 | 1095         | 210      | No       | 80  | 3000        | 50.000   | 70            | 127          | A   | 929003480402 | 43587200 |
| NEW | 6 MAS LEDBulbND5.2-75W E27 840 A60 CL G UE | 75          | 5.2 | 1095         | 210      | No       | 80  | 4000        | 50.000   | 60            | 104          | A   | 929003624702 | 18869300 |
| NEW | 2 MAS LEDBulbND5.2-75W E27 840 A60 FR G UE | 75          | 5.2 | 1095         | 210      | No       | 80  | 4000        | 50.000   | 60            | 104          | A   | 929003624902 | 18873000 |
| NEW | 5 MAS LEDBulbND5.2-75W E27 840A70 CLG UE   | 75          | 5.2 | 1095         | 210      | No       | 80  | 4000        | 50.000   | 70            | 127          | A   | 929003480502 | 43589600 |
| NEW | 7 MAS LEDBulbND7.3-100W E27 827 A60 CL GUE | 100         | 7.3 | 1535         | 210      | No       | 80  | 2700        | 50.000   | 60            | 104          | A   | 929003625102 | 18877800 |
| NEW | 2 MAS LEDBulbND7.3-100W E27 827 A60 FR GUE | 100         | 7.3 | 1535         | 210      | No       | 80  | 2700        | 50.000   | 60            | 104          | A   | 929003625302 | 18881500 |
| NEW | 7 MAS LEDBulbND7.3-100W E27 830 A60 CL GUE | 100         | 7.3 | 1535         | 210      | No       | 80  | 3000        | 50.000   | -             | -            | A   | 929003703702 | 25428200 |
| NEW | 2 MAS LEDBulbND7.3-100W E27 830 A60 FR GUE | 100         | 7.3 | 1535         | 210      | No       | 80  | 3000        | 50.000   | -             | -            | A   | 929003703902 | 25432900 |
| NEW | 8 MAS LEDBulbND7.3-100W E27 840 A60 CL GUE | 100         | 7.3 | 1535         | 210      | No       | 80  | 4000        | 50.000   | 60            | 104          | A   | 929003625502 | 18885300 |
| NEW | 2 MAS LEDBulbND7.3-100W E27 840 A60 FR GUE | 100         | 7.3 | 1535         | 210      | No       | 80  | 4000        | 50.000   | 60            | 104          | A   | 929003625702 | 18889100 |
| NEW | 9 MAS LEDBulbND7.3-100WE27830 A70 CLG UE   | 100         | 7.3 | 1535         | 210      | No       | 80  | 3000        | 50.000   | 70            | 127          | A   | 929003480602 | 43591900 |
| NEW | 10 MAS LEDBulbND7.3-100WE27830 A70 FRG UE  | 100         | 7.3 | 1535         | 210      | No       | 80  | 3000        | 50.000   | 70            | 127          | A   | 929003480202 | 43583400 |
| NEW | 9 MAS LEDBulbND7.3-100WE27840 A70 CLG UE   | 100         | 7.3 | 1535         | 210      | No       | 80  | 4000        | 50.000   | 70            | 127          | A   | 929003480702 | 43593300 |
| NEW | 10 MAS LEDBulbND7.3-100WE27840 A70 FRG UE  | 100         | 7.3 | 1535         | 210      | No       | 80  | 4000        | 50.000   | 70            | 127          | A   | 929003480302 | 43585800 |

# LED candles & lusters

Candle LED

[www.philips.com/ledlamps](http://www.philips.com/ledlamps)



6 / 4 PACK E14

| Product Type                        | Tradi  | LED | Lumen  | Efficacy | Beam  | Dimmable | CRI | Color | Lifetime | Lamp | Total | EEL | 12NC         | EOC      |
|-------------------------------------|--------|-----|--------|----------|-------|----------|-----|-------|----------|------|-------|-----|--------------|----------|
|                                     | tional | W   | Output | lm/W     | Angle |          |     | Temp. |          |      |       |     |              |          |
|                                     | W      | W   | lm     | lm/W     | °     |          |     | K     | Hrs.     |      |       |     |              |          |
| 1 LED 7W T25 E14 WW FR ND 1SRT6     | 7      | 0.9 | 70     | 77       | 240   | No       | 80  | 2700  | 15.000   | 25   | 59    | G   | 929002401355 | 77169000 |
| 2 LED 15W T25 E14 WW FR ND RF 1SRT6 | 15     | 1.7 | 150    | 88       | 240   | No       | 80  | 2700  | 15.000   | 25   | 59    | F   | 929001325755 | 77193501 |
| 3 LED 25W T25 E14 WW FR ND 1SRT4    | 25     | 3.2 | 250    | 78       | 160   | No       | 80  | 2700  | 15.000   | 25   | 71    | G   | 929001325855 | 77195900 |

SceneSwitch LEDbulbs

[www.philips.com/ledlamps](http://www.philips.com/ledlamps)



4 PACK E14

| Product Type                             | LED     | Efficacy | Dimmable | CRI | Color          | Lifetime | Lamp | Total | EEL | 12NC         | EOC      |
|--|---------|----------|----------|-----|----------------|----------|------|-------|-----|--------------|----------|
|  | W       | lm/W     |          |     | Temp.          |          |      |       |     |              |          |
|  | W       | lm/W     |          |     | K              | Hrs.     |      |       |     |              |          |
| LEDClassic SSW 40W B35 E14 WW CLND 1SRT4 | 1-2.5-5 | 94       | No       | 80  | 2700-2500-2200 | 15.000   | 35.5 | 106   | F   | 929001888855 | 77215400 |

# LED candles & lusters

CorePro GLASS LED candles and lusters

[www.philips.com/ledlamps](http://www.philips.com/ledlamps)



| Product Type                                | Traditional | LED | Lumen Output | Efficacy | Dimmable | CRI | Color Temp. | Lifetime | Lamp diameter | Total length | EEL | 12NC         | EOC code |
|---|-------------|-----|--------------|----------|----------|-----|-------------|----------|---------------|--------------|-----|--------------|----------|
|   | W           | W   | lm           | lm/W     |          |     | K           | Hrs.     |               |              |     |              |          |
| 1 CorePro LEDCandleND 2-25W B35 B22 827CLG  | 25          | 2   | 250          | 125      | No       | 80  | 2700        | 15.000   | 35            | 93           | E   | 929001815692 | 34724300 |
| 2 CorePro LEDCandleND 2-25W E14B35 827CL G  | 25          | 2   | 250          | 125      | No       | 80  | 2700        | 15.000   | 35            | 97           | E   | 929001238392 | 37757800 |
| 1 CorePro LEDCandleND2-25W B22 827 B35 CLG  | 25          | 2   | 250          | 125      | No       | 80  | 2700        | 15.000   | 35            | 94           | E   | 929002023992 | 34736600 |
| 3 CorePro LEDCandleND2-25W E14BA35 827CL G  | 25          | 2   | 250          | 125      | No       | 80  | 2700        | 15.000   | 35            | 123          | E   | 929001238492 | 37759200 |
| 4 CorePro LEDCandleND2-25W ST35 E14 827CLG  | 25          | 2   | 250          | 125      | No       | 80  | 2700        | 15.000   | 35            | 97           | E   | 929001238592 | 34772400 |
| 5 CorePro LEDLusterND2-25W P45 E14 827 CLG  | 25          | 2   | 250          | 125      | No       | 80  | 2700        | 15.000   | 45            | 80           | E   | 929001238692 | 34774800 |
| 6 CorePro LEDLusterND2-25W P45 E27 827 CLG  | 25          | 2   | 250          | 125      | No       | 80  | 2700        | 15.000   | 45            | 78           | E   | 929001238792 | 34776200 |
| 7 CorePro LEDCandle ND 2.2-25W B35 E14 FRG  | 25          | 2.2 | 250          | 113      | No       | 80  | 2700        | 15.000   | 35            | 97           | E   | 929001345292 | 34679600 |
| 8 CorePro LEDCandleND 2.2-25W BA35 E14 FRG  | 25          | 2.2 | 250          | 113      | No       | 80  | 2700        | 15.000   | 35            | 123          | E   | 929001345892 | 34685700 |
| 9 CorePro LEDCandleND2.2-25W E14 840B35CLG  | 25          | 2.2 | 250          | 113      | No       | 80  | 4000        | 15.000   | 35            | 97           | E   | 929002023792 | 34734200 |
| 10 CorePro LEDLuster ND 2.2-25W P45 E14 FRG | 25          | 2.2 | 250          | 113      | No       | 80  | 2700        | 15.000   | 45            | 80           | E   | 929001345492 | 34681900 |
| 11 CorePro LEDLuster ND 2.2-25W P45 E27 FRG | 25          | 2.2 | 250          | 113      | No       | 80  | 2700        | 15.000   | 45            | 78           | E   | 929001345692 | 34683300 |
| 12 CorePro LEDLusterND2.2-25W E14 840P45CLG | 25          | 2.2 | 250          | 113      | No       | 80  | 4000        | 15.000   | 45            | 80           | E   | 929002024092 | 34738000 |
| 13 CorePro LEDCandleND4.3-40W B22 827B35CLG | 40          | 4.3 | 470          | 109      | No       | 80  | 2700        | 15.000   | 35            | 93           | F   | 929001889992 | 34728100 |
| 14 CorePro LEDCandleND4.3-40W E14 827B35CLG | 40          | 4.3 | 470          | 109      | No       | 80  | 2700        | 15.000   | 35            | 97           | F   | 929001889792 | 34726700 |

# LED candles & lusters

CorePro GLASS LED candles and lusters - Continued

[www.philips.com/ledlamps](http://www.philips.com/ledlamps)



| Product Type                                | Tradi  | LED | Lumen  | Efficacy | Dimmable | CRI | Color | Lifetime | Lamp     | Total  | EEL | 12NC         | EOC      |
|---|--------|-----|--------|----------|----------|-----|-------|----------|----------|--------|-----|--------------|----------|
|   | tional |     | Output |          |          |     | Temp. |          | diameter | length |     |              | code     |
|   | W      | W   | lm     | lm/W     |          |     | K     | Hrs.     |          |        |     |              |          |
| 1 CorePro LEDCandleND4.3-40W E14 827B35FRG  | 40     | 4.3 | 470    | 109      | No       | 80  | 2700  | 15.000   | 35       | 97     | F   | 929001345392 | 34718200 |
| 2 CorePro LEDCandleND4.3-40W E14 840B35CLG  | 40     | 4.3 | 470    | 109      | No       | 80  | 4000  | 15.000   | 35       | 97     | F   | 929002024392 | 34740300 |
| 3 CorePro LEDLusterND4.3-40W E14 827P45CLG  | 40     | 4.3 | 470    | 109      | No       | 80  | 2700  | 15.000   | 45       | 82     | F   | 929001890492 | 34730400 |
| 4 CorePro LEDLusterND4.3-40W E14 827P45FRG  | 40     | 4.3 | 470    | 109      | No       | 80  | 2700  | 15.000   | 45       | 80     | F   | 929001345592 | 34720500 |
| 5 CorePro LEDLusterND4.3-40W E14 840P45CLG  | 40     | 4.3 | 470    | 109      | No       | 80  | 4000  | 15.000   | 45       | 80     | F   | 929002024692 | 34742700 |
| 6 CorePro LEDLusterND4.3-40W E27 827P45CLG  | 40     | 4.3 | 470    | 109      | No       | 80  | 2700  | 15.000   | 45       | 82     | F   | 929001890592 | 34732800 |
| 7 CorePro LEDLusterND4.3-40W E27 827P45FRG  | 40     | 4.3 | 470    | 109      | No       | 80  | 2700  | 15.000   | 45       | 78     | F   | 929001345792 | 34722900 |
| 8 CorePro LEDCandleND4.3-40WE14 827B35CLGUK | 40     | 4.3 | 470    | 109      | No       | 80  | 2700  | 15.000   | 35       | 97     | F   | 929001889719 | 34726701 |
| 9 CorePro LEDCandle ND6.5-60W B35E 14827CLG | 60     | 6.5 | 806    | 124      | No       | 80  | 2700  | 15.000   | 35       | 97     | E   | 929002028092 | 34746500 |
| 10 CorePro LEDCandleND6.5-60W B35 E14827FRG | 60     | 6.5 | 806    | 124      | No       | 80  | 2700  | 15.000   | 35       | 97     | E   | 929002028292 | 34750200 |
| 9 CorePro LEDCandleND6.5-60W B35 E14840CLG  | 60     | 6.5 | 806    | 124      | No       | 80  | 4000  | 15.000   | 35       | 97     | E   | 929002028192 | 34748900 |
| 10 CorePro LEDCandleND6.5-60W B35E14 865FRG | 60     | 6.5 | 806    | 124      | No       | 80  | 6500  | 15.000   | 35       | 97     | E   | 929002028492 | 34754000 |
| 10 CorePro LEDCandleND6.5-60WB35 E14 840FRG | 60     | 6.5 | 806    | 124      | No       | 80  | 4000  | 15.000   | 35       | 97     | E   | 929002028392 | 34752600 |
| 11 CorePro LEDLusterND6.5-60W P45 E14827CLG | 60     | 6.5 | 806    | 124      | No       | 80  | 2700  | 15.000   | 45       | 80     | E   | 929002028592 | 34756400 |
| 4 CorePro LEDLusterND6.5-60W P45 E14827FRG  | 60     | 6.5 | 806    | 124      | No       | 80  | 2700  | 15.000   | 45       | 80     | E   | 929002028792 | 34760100 |
| 11 CorePro LEDLusterND6.5-60W P45 E14840CLG | 60     | 6.5 | 806    | 124      | No       | 80  | 4000  | 15.000   | 45       | 80     | E   | 929002028692 | 34758800 |
| 4 CorePro LEDLusterND6.5-60W P45 E14840FRG  | 60     | 6.5 | 806    | 124      | No       | 80  | 4000  | 15.000   | 45       | 80     | E   | 929002028892 | 34762500 |
| 4 CorePro LEDLusterND6.5-60W P45 E14865FRG  | 60     | 6.5 | 806    | 124      | No       | 80  | 6500  | 15.000   | 45       | 80     | E   | 929002028992 | 34764900 |
| 12 CorePro LEDLusterND6.5-60W P45 E27827CLG | 60     | 6.5 | 806    | 124      | No       | 80  | 2700  | 15.000   | 45       | 78     | E   | 929002029092 | 34766300 |
| 7 CorePro LEDLusterND6.5-60W P45 E27827FRG  | 60     | 6.5 | 806    | 124      | No       | 80  | 2700  | 15.000   | 45       | 78     | E   | 929002029292 | 34768700 |
| 7 CorePro LEDLusterND6.5-60W P45 E27840FRG  | 60     | 6.5 | 806    | 124      | No       | 80  | 4000  | 15.000   | 45       | 78     | E   | 929002029392 | 34770000 |



# LED candles & lusters

CorePro Plastic LEDcandles & lusters

[www.philips.com/ledlamps](http://www.philips.com/ledlamps)



| Product Type                               | Tradi  | LED | Lumen  | Efficacy | Dimmable | CRI | Color | Lifetime | Lamp     | Total  | EEL | 12NC         | EOC      |
|--|--------|-----|--------|----------|----------|-----|-------|----------|----------|--------|-----|--------------|----------|
|  | tional | W   | Output | lm/W     |          |     | Temp. | Hrs.     | diameter | length |     |              | code     |
|  | W      | W   | lm     |          |          |     | K     |          |          |        |     |              |          |
| 1 CorePro candle ND 2.8-25W E14 827 B35 FR | 25     | 2.8 | 250    | 89       | No       | 80  | 2700  | 15.000   | 35       | 106    | F   | 929002966802 | 31240100 |
| 1 CorePro candle ND 2.8-25W E14 840 B35 FR | 25     | 2.8 | 250    | 89       | No       | 80  | 4000  | 15.000   | 35       | 106    | F   | 929002967402 | 31246300 |
| 2 CorePro lustre ND 2.8-25W E14 827 P45 FR | 25     | 2.8 | 250    | 89       | No       | 80  | 2700  | 15.000   | 35       | 106    | F   | 929002967102 | 31244900 |
| 2 CorePro lustre ND 2.8-25W E14 840 P45 FR | 25     | 2.8 | 250    | 89       | No       | 80  | 4000  | 15.000   | 45       | 88     | F   | 929002967702 | 31248700 |
| 3 CorePro lustre ND 2.8-25W E27 827 P45 FR | 25     | 2.8 | 250    | 89       | No       | 80  | 2700  | 15.000   | 45       | 88     | F   | 929002966902 | 31242500 |
| 1 CorePro candle ND 5-40W E14 827 B35 FR   | 40     | 5   | 470    | 94       | No       | 80  | 2700  | 15.000   | 45       | 87     | F   | 929002968402 | 31250000 |
| 1 CorePro candle ND 5-40W E14 840 B35 FR   | 40     | 5   | 470    | 94       | No       | 80  | 4000  | 15.000   | 38       | 114    | F   | 929002968802 | 31254800 |
| 1 CorePro candle ND 5-40W E14 865 B35 FR   | 40     | 5   | 470    | 94       | No       | 80  | 6500  | 15.000   | 35       | 106    | F   | 929002969202 | 31258600 |
| 2 CorePro lustre ND 5-40W E14 827 P45 FR   | 40     | 5   | 470    | 94       | No       | 80  | 2700  | 15.000   | 45       | 87     | F   | 929002969602 | 31264700 |
| 2 CorePro lustre ND 5-40W E14 840 P45 FR   | 40     | 5   | 470    | 94       | No       | 80  | 4000  | 15.000   | 45       | 88     | F   | 929002970002 | 31268500 |
| 2 CorePro lustre ND 5-40W E14 865 P45 FR   | 40     | 5   | 470    | 94       | No       | 80  | 6500  | 15.000   | 45       | 88     | F   | 929002970402 | 31272200 |
| 4 CorePro Lustre ND 5-40W E27 827 P45 FR   | 40     | 5   | 470    | 94       | No       | 80  | 2700  | 15.000   | 45       | 88     | F   | 929002969402 | 31262300 |
| 5 CorePro candle ND 7-60W E14 827 B38 FR   | 60     | 7   | 806    | 115      | No       | 80  | 2700  | 15.000   | 38       | 114    | E   | 929002972502 | 31296800 |
| 5 CorePro candle ND 7-60W E14 840 B38 FR   | 60     | 7   | 806    | 115      | No       | 80  | 4000  | 15.000   | 38       | 114    | E   | 929002972702 | 31298200 |
| 5 CorePro candle ND 7-60W E14 865 B38 FR   | 60     | 7   | 806    | 115      | No       | 80  | 6500  | 15.000   | 48       | 93     | E   | 929002972902 | 31300200 |
| 6 CorePro lustre ND 7-60W E14 827 P48 FR   | 60     | 7   | 806    | 115      | No       | 80  | 2700  | 15.000   | 48       | 93     | E   | 929002973102 | 31304000 |
| 6 CorePro lustre ND 7-60W E14 840 P48 FR   | 60     | 7   | 806    | 115      | No       | 80  | 4000  | 15.000   | 48       | 95     | E   | 929002973302 | 31308800 |
| 6 CorePro lustre ND 7-60W E14 865 P48 FR   | 60     | 7   | 806    | 115      | No       | 80  | 6500  | 15.000   | 35       | 106    | E   | 929002973502 | 31310100 |
| 7 CorePro lustre ND 7-60W E27 827 P48 FR   | 60     | 7   | 806    | 115      | No       | 80  | 2700  | 15.000   | 48       | 95     | E   | 929002973002 | 31302600 |
| 7 CorePro lustre ND 7-60W E27 840 P48 FR   | 60     | 7   | 806    | 115      | No       | 80  | 4000  | 15.000   | 48       | 95     | E   | 929002973202 | 31306400 |

# LED candles & lusters

CorePro Plastic LED Specialties

[www.philips.com/ledlamps](http://www.philips.com/ledlamps)



12 PACK E14

| Product Type                       | Tradi  | LED | Lumen  | Efficacy | Beam  | Dimmable | CRI | Color | Lifetime | Lamp | Total | EEL | 12NC         | EOC      |
|------------------------------------|--------|-----|--------|----------|-------|----------|-----|-------|----------|------|-------|-----|--------------|----------|
|                                    | tional | W   | Output | lm/W     | Angle |          |     | Temp. |          |      |       |     |              |          |
| Corepro LED T25 ND 1.7-15W E14 827 | 15     | 1.7 | 150    | 88       | 240   | No       | 80  | 2700  | 15.000   | 25   | 59    | F   | 929001325702 | 38986100 |

## MASTER UltraEfficient LED candles and lusters

[www.philips.com/ledlamps](http://www.philips.com/ledlamps)



10 PACK

|     | Product Type                               | Tradi  | LED | Lumen  | Efficacy | Dimmable | CRI | Color | Lifetime | Lamp | Total | EEL | 12NC         | EOC      |
|-----|--|--------|-----|--------|----------|----------|-----|-------|----------|------|-------|-----|--------------|----------|
|     |  | tional | W   | Output | lm/W     |          |     | Temp. |          |      |       |     |              |          |
| NEW | 1 MAS LEDCandleND2.3-40W E14 827 B35CL GUE | 40     | 2.3 | 485    | 210      | No       | 80  | 2700  | 50.000   | 35   | 111   | A   | 929003625902 | 18893800 |
| NEW | 2 MAS LEDCandleND2.3-40W E14 830B35 CLG UE | 40     | 2.3 | 485    | 210      | No       | 80  | 3000  | 50.000   | 35   | 125   | A   | 929003480802 | 43595700 |
| NEW | 3 MAS LEDCandleND2.3-40W E14 840 B35CL GUE | 40     | 2.3 | 485    | 210      | No       | 80  | 4000  | 50.000   | 35   | 111   | A   | 929003626002 | 18895200 |
| NEW | 2 MAS LEDCandleND2.3-40W E14 840B35 CLG UE | 40     | 2.3 | 485    | 210      | No       | 80  | 4000  | 50.000   | 35   | 125   | A   | 929003480902 | 43597100 |
| NEW | 4 MAS LEDLusterND2.3-40W E14 827 P45CL GUE | 40     | 2.3 | 485    | 210      | No       | 80  | 2700  | 50.000   | 45   | 99    | A   | 929003626102 | 18897600 |
| NEW | 5 MAS LEDLusterND2.3-40W E14 840 P45CL GUE | 40     | 2.3 | 485    | 210      | No       | 80  | 4000  | 50.000   | 45   | 99    | A   | 929003626402 | 18903400 |
| NEW | 6 MAS LEDLusterND2.3-40W E27 827 P45CL GUE | 40     | 2.3 | 485    | 210      | No       | 80  | 2700  | 50.000   | 45   | 78    | A   | 929003626202 | 18899000 |
| NEW | 7 MAS LEDLusterND2.3-40W E27 840 P45CL GUE | 40     | 2.3 | 485    | 210      | No       | 80  | 4000  | 50.000   | 45   | 78    | A   | 929003626502 | 18905800 |

# LED candles & lusters

MASTER Value Decorative LED candles and lusters

[www.philips.com/ledlamps](http://www.philips.com/ledlamps)



|     | Product Type                               | Tradi  | LED | Lumen  | Efficacy | Dimmable                  | CRI   | Color | Lifetime | Lamp   | Total | 12NC         | EOC      |
|-----|--|--------|-----|--------|----------|---------------------------|-------|-------|----------|--------|-------|--------------|----------|
|     |  | tional |     | Output |          |                           | Temp. |       | diameter | length |       |              |          |
|     |  | W      | W   | lm     | lm/W     |                           |       | K     | Hrs.     |        |       |              |          |
| NEW | 1 MAS VLE LEDCandleD2.5-15WE14 B35GOLDSP G | 15     | 2.5 | 136    | 54       | Only with speci c dimmers | 80    | 1800  | 15.000   | 36     | 95    | 929002983202 | 31603400 |
| NEW | 2 MAS VLE LEDLusterD2.6-15W E14 P45 SP G   | 15     | 2.6 | 136    | 52       | Only with speci c dimmers | 80    | 1800  | 15.000   | 46     | 80    | 929002983302 | 31605800 |
|     | 3 MAS VLE LEDBulbD 2.6-15W E27 GOLDP45SP G | 15     | 2.6 | 136    | 52       | Only with speci c dimmers | 80    | 1800  | 15.000   | 46     | 80    | 929002983402 | 31607200 |

# LED candles & lusters

MASTER GLASS LED candles and lusters

[www.philips.com/ledlamps](http://www.philips.com/ledlamps)



|     | Product Type                               | Tradit | LED | Lumen  | Efficacy | Dimmable                  | CRI | Color     | Lifetime | Lamp     | Total  | EEL | 12NC         | EOC      |
|-----|--|--------|-----|--------|----------|---------------------------|-----|-----------|----------|----------|--------|-----|--------------|----------|
|     |  | ional  | W   | Output | lm/W     |                           |     | Temp.     | Hrs.     | diameter | length |     |              |          |
|     |  | W      | W   | lm     | lm/W     |                           |     | K         |          |          |        |     |              | code     |
| NEW | 1 MAS LEDCandleDT2.5-25W B22 B35 CL G      | 25     | 2.5 | 340    | 136      | Only with speci c dimmers | 90  | 2200-2700 | 25.000   | 35       | 94     | D   | 929003071202 | 47773500 |
| NEW | 2 MAS LEDCandleDT2.5-25W E14 B35 CL G      | 25     | 2.5 | 340    | 136      | Only with speci c dimmers | 90  | 2200-2700 | 25.000   | 35       | 97     | D   | 929003011982 | 44935000 |
| NEW | 3 MAS LEDCandleDT2.5-25W E14 BA35 CL G     | 25     | 2.5 | 340    | 136      | Only with speci c dimmers | 90  | 2200-2700 | 25.000   | 35       | 119    | D   | 929003071302 | 47771100 |
| NEW | 4 MAS LEDLusterDT2.5-25W E14 927 P45CL G   | 25     | 2.5 | 340    | 136      | Only with speci c dimmers | 90  | 2200-2700 | 25.000   | 45       | 80     | D   | 929003012082 | 44937400 |
| NEW | 5 MAS LEDLusterDT2.5-25W E27 927 P45CL G   | 25     | 2.5 | 340    | 136      | Only with speci c dimmers | 90  | 2200-2700 | 25.000   | 45       | 78     | D   | 929003012182 | 44939800 |
| NEW | 6 MAS LEDCandleDT3.4-40W B15 927 B35CL G   | 40     | 3.4 | 470    | 138      | Only with speci c dimmers | 90  | 2200-2700 | 25.000   | 35       | 96     | D   | 929003012582 | 44947300 |
| NEW | 7 MAS LEDCandleDT3.4-40W B22 927 B35CL G   | 40     | 3.4 | 470    | 138      | Only with speci c dimmers | 90  | 2200-2700 | 25.000   | 35       | 94     | D   | 929003012482 | 44945900 |
| NEW | 8 MAS LEDCandleDT3.4-40W E14 927 B35CL G   | 40     | 3.4 | 470    | 138      | Only with speci c dimmers | 90  | 2200-2700 | 25.000   | 35       | 97     | D   | 929003012282 | 44941100 |
| NEW | 9 MAS LEDCandleDT3.4-40W E14927 BA35CL G   | 40     | 3.4 | 470    | 138      | Only with speci c dimmers | 90  | 2200-2700 | 25.000   | 35       | 119    | D   | 929003013082 | 44949700 |
| NEW | 10 MAS LEDCandleDT3.4-40W E27 927 B35CL G  | 40     | 3.4 | 470    | 138      | Only with speci c dimmers | 90  | 2200-2700 | 25.000   | 35       | 95     | D   | 929003012382 | 44943500 |
| NEW | 8 MAS LEDCandleDT3.4-40WE14 927B35CLGUK    | 40     | 3.4 | 470    | 138      | Only with speci c dimmers | 90  | 2200-2700 | 25.000   | 35       | 97     | D   | 929003012242 | 46661600 |
| NEW | 11 MAS LEDLusterDT3.4-40W E14 927 P45CL G  | 40     | 3.4 | 470    | 138      | Only with speci c dimmers | 90  | 2200-2700 | 25.000   | 45       | 80     | D   | 929003013182 | 44951000 |
| NEW | 12 MAS LEDLusterDT3.5-40W E27 927 P45CL G  | 40     | 3.4 | 470    | 138      | Only with speci c dimmers | 90  | 2200-2700 | 25.000   | 45       | 78     | D   | 929003013282 | 44953400 |
| NEW | 13 MAS LEDLusterDT3.5-40W E27 927 P45FR G  | 40     | 3.4 | 470    | 138      | Only with speci c dimmers | 90  | 2200-2700 | 25.000   | 45       | 78     | D   | 929003013682 | 44955800 |
| NEW | 7 MAS LEDCandleDT5.9-60W B22 927 B35 CL G  | 60     | 5.9 | 806    | 136      | Only with speci c dimmers | 90  | 2200-2700 | 25.000   | 35       | 94     | D   | 929003014082 | 44959600 |
| NEW | 8 MAS LEDCandleDT5.9-60W E14 927 B35 CL G  | 60     | 5.9 | 806    | 136      | Only with speci c dimmers | 90  | 2200-2700 | 25.000   | 35       | 97     | D   | 929003013982 | 44957200 |
| NEW | 14 MAS LEDLusterDT5.9-60W B22 927 P45CL G  | 60     | 5.9 | 806    | 136      | Only with speci c dimmers | 90  | 2200-2700 | 25.000   | 45       | 77     | D   | 929003014282 | 44963300 |
| NEW | 11 MAS LEDLusterDT5.9-60W E14 927 P45 CL G | 60     | 5.9 | 806    | 136      | Only with speci c dimmers | 90  | 2200-2700 | 25.000   | 45       | 80     | D   | 929003014182 | 44961900 |
| NEW | 12 MAS LEDLusterDT5.9-60W E27 927 P45CL G  | 60     | 5.9 | 806    | 136      | Only with speci c dimmers | 90  | 2200-2700 | 25.000   | 45       | 78     | D   | 929003014382 | 44965700 |

# LED candles & lusters

MASTER Value GLASS LED candles and lusters

[www.philips.com/ledlamps](http://www.philips.com/ledlamps)



| Product Type                                | Tradi  | LED | Lumen  | Efficacy | Dimmable                  | CRI | Color     | Lifetime | Lamp | Total | EEL | 12NC         | EOC      |
|---|--------|-----|--------|----------|---------------------------|-----|-----------|----------|------|-------|-----|--------------|----------|
|   | tional | W   | Output | lm/W     |                           |     | Temp.     |          |      |       |     |              |          |
|   | W      | W   | lm     | lm/W     |                           |     | K         | Hrs.     |      |       |     |              |          |
| 1 MAS VLE LEDCandleDT2.5-25W E14 B35CLG     | 25     | 2.5 | 340    | 136      | Only with speci c dimmers | 90  | 2200-2700 | 15.000   | 35   | 97    | D   | 929003011902 | 32505000 |
| 2 MAS VLE LEDLusterDT2.5-25W E14 927P45CLG  | 25     | 2.5 | 340    | 136      | Only with speci c dimmers | 90  | 2200-2700 | 15.000   | 45   | 80    | D   | 929003012002 | 32507400 |
| 3 MAS VLE LEDLusterDT2.5-25W E27 927P45CLG  | 25     | 2.5 | 340    | 136      | Only with speci c dimmers | 90  | 2200-2700 | 15.000   | 45   | 78    | D   | 929003012102 | 32509800 |
| 4 MAS VLE LEDCandleD3.4-40W E14 B35 927CLG  | 40     | 3.4 | 470    | 138      | Only with speci c dimmers | 90  | 2700      | 15.000   | 35   | 97    | D   | 929003059502 | 35543900 |
| 5 MAS VLE LEDCandleD3.4-40W E14 B35 927FRG  | 40     | 3.4 | 470    | 138      | Only with speci c dimmers | 90  | 2700      | 15.000   | 35   | 97    | D   | 929003059702 | 35545300 |
| 6 MAS VLE LEDCandleDT3.4-40W B15 927B35CLG  | 40     | 3.4 | 470    | 138      | Only with speci c dimmers | 90  | 2200-2700 | 15.000   | 35   | 96    | D   | 929003012502 | 32517300 |
| 7 MAS VLE LEDCandleDT3.4-40W B22 927B35CLG  | 40     | 3.4 | 470    | 138      | Only with speci c dimmers | 90  | 2200-2700 | 15.000   | 35   | 94    | D   | 929003012402 | 32515900 |
| 8 MAS VLE LEDCandleDT3.4-40W E14 927B35CLG  | 40     | 3.4 | 470    | 138      | Only with speci c dimmers | 90  | 2200-2700 | 15.000   | 35   | 97    | D   | 929003012202 | 32511100 |
| 9 MAS VLE LEDCandleDT3.4-40W E14927BA35CLG  | 40     | 3.4 | 470    | 138      | Only with speci c dimmers | 90  | 2200-2700 | 15.000   | 35   | 119   | D   | 929003013002 | 32519700 |
| 10 MAS VLE LEDCandleDT3.4-40W E27 927B35CLG | 40     | 3.4 | 470    | 138      | Only with speci c dimmers | 90  | 2200-2700 | 15.000   | 35   | 95    | D   | 929003012302 | 32513500 |
| 11 MAS VLE LEDLusterD3.4-40W E14 P45 927CLG | 40     | 3.4 | 470    | 138      | Only with speci c dimmers | 90  | 2700      | 15.000   | 45   | 80    | D   | 929003060002 | 35547700 |
| 12 MAS VLE LEDLusterD3.4-40W E14 P45 927FRG | 40     | 3.4 | 470    | 138      | Only with speci c dimmers | 90  | 2700      | 15.000   | 45   | 80    | D   | 929003060202 | 35549100 |
| 13 MAS VLE LEDLusterD3.4-40W E27 P45 927CLG | 40     | 3.4 | 470    | 138      | Only with speci c dimmers | 90  | 2700      | 15.000   | 45   | 78    | D   | 929003060402 | 35551400 |
| 14 MAS VLE LEDLusterD3.4-40W E27 P45 927FRG | 40     | 3.4 | 470    | 138      | Only with speci c dimmers | 90  | 2700      | 15.000   | 45   | 78    | D   | 929003060602 | 35553800 |

# LED candles & lusters

MASTER Value GLASS LED candles and lusters - Continued

[www.philips.com/ledlamps](http://www.philips.com/ledlamps)



| Product Type                               | Tradi  | LED | Lumen  | Efficacy | Dimmable                  | CRI | Color     | Lifetime | Lamp     | Total  | EEL | 12NC         | EOC      |
|--|--------|-----|--------|----------|---------------------------|-----|-----------|----------|----------|--------|-----|--------------|----------|
|  | tional | W   | Output | Im/W     |                           |     | Temp.     | Hrs.     | diameter | length |     |              |          |
| 1 MAS VLE LEDLusterDT3.4-40W E14 927P45CLG | 40     | 3.4 | 470    | 138      | Only with speci c dimmers | 90  | 2200-2700 | 15.000   | 45       | 80     | D   | 929003013102 | 32521000 |
| 2 MASVLE LEDCandleDT3.4-40WE14 927B35CLGUK | 40     | 3.4 | 470    | 138      | Yes                       | 90  | 2200-2700 | 15.000   | 35       | 97     | D   | 929003012298 | 32511101 |
| 3 MAS VLE LEDLusterDT3.5-40W E27 927P45CLG | 40     | 3.5 | 470    | 134      | Yes                       | 90  | 2200-2700 | 15.000   | 45       | 78     | D   | 929003013202 | 38774400 |
| 4 MAS VLE LEDLusterDT3.5-40W E27 927P45FRG | 40     | 3.5 | 470    | 134      | Yes                       | 90  | 2200-2700 | 15.000   | 45       | 78     | D   | 929003013602 | 38800000 |


# Real pros help their customers realize ultra energy savings

Introducing the Philips MASTER LEDtube Ultra Efficient T8: our most energy-efficient LED tube yet

Are your customers worried about their energy costs?

With the new Philips Ultra Efficient LEDtube you have the perfect retrofit lamp to help your customers save energy and money with high-quality, long-lasting and ultra energy-efficient LED.

 Saves 44% in energy costs<sup>1</sup>

 Ultra long lifetime of 100,000 hours (at L70) — more than 2x longer<sup>1</sup>

 210 lm/W ultra efficiency

 10-year warranty

The Philips MASTER LEDtube Ultra Efficient is also available with a class B energy rating.<sup>2</sup> To learn more visit: [www.philips.com/ledtube](http://www.philips.com/ledtube)

<sup>1</sup> Philips MASTER LEDtube UE compared to Philips CorePro LEDtube EM/mains Ultra Output operating on direct mains  
<sup>2</sup> According to the updated European Energy Labelling regulation (09/2021)



A-class rating<sup>2</sup> for ultra energy savings

# Real pros replace CFL-ni lamps with an energy-efficient alternative

From 24 February 2023, manufacturers will no longer be able to make CFL-ni<sup>1</sup> lamps due to the RoHS<sup>2</sup> ban. Now's the time to make the switch to energy-efficient and long-lasting CorePro PL LED lamps. Upgrade your customers' lighting while lowering their costs!



Switch to PL LED now!

Why switch to the CorePro PL LED lamp range now?

- Efficiency up to 140 lm/W
- Lifetime of up to 30,000 hours (at L70) reduces maintenance costs
- Simple lamp-for-lamp replacement
- Best value for money solution

## Product overview


Philips CorePro PLC EM/HF




Philips CorePro PLL HF/EM MAINS



Philips CorePro PLS EM



Philips CorePro PLT HF



<sup>1</sup> CFL-ni: Compact fluorescent lamps non-integrated  
<sup>2</sup> RoHS: Reduction of Hazardous Substances ban

Designed for you and the planet

## Sustainability meets profitability

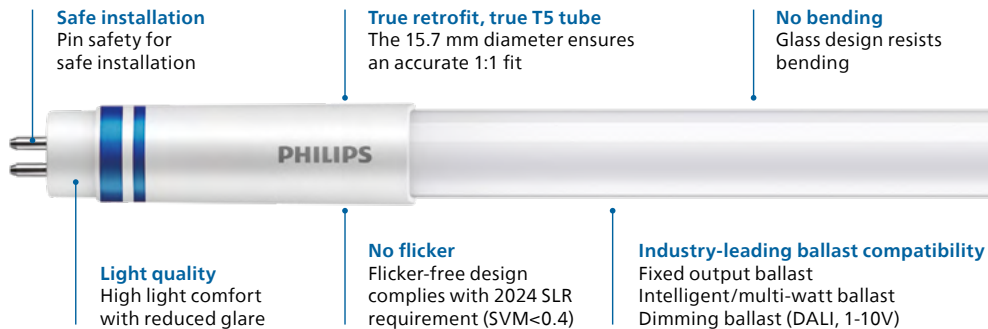
With Philips MASTER LEDtube Ultra Efficient you can offer your customers an innovative and value-adding product to minimize their energy consumption. And although ultra-efficient LED tubes require less maintenance and replacement, the higher investment of your customer will give you a higher profit per light point!

# Real pros swap T5 fluorescents for T5 LED tubes


Philips MASTER LEDtube InstantFit HF T5 is energy-efficient, dimmable and compatible with most ballasts



## Product highlights



## Typical use cases




**Offices**  
Office space with dimming capability for comfortable light at any moment.



**Industry**  
Increase your energy savings without any hassle.



**Classroom**  
Optimize comfort by adjusting the light level for every task.



**Retail**  
Optimize shelf lighting hassle-free with LED lighting.

# Real pros know: One LED tube is all you need

Introducing the new Philips CorePro Universal Ultra Output T8. Your everyday all-round solution for an easy switch to LED.

New!  
For a super  
easy switch  
to LED

## Top reasons for making it your 1st choice

- 1 Universal compatibility**
  - Works with electromagnetic ballasts, electronic ballasts and direct mains
  - No need to check ballast technology in advance, no double stocking
- 2 Ultra output and light quality**
  - Up to 3,500 lm output for similar brightness to fluorescent lamps
  - Flicker-free light according to 2024 SLR requirement (SVM<0,4)
- 3 Higher efficiency and longer lifetime**
  - Luminous efficiency of 150 lm/W
  - 50,000 hrs lifetime (at L70)
  - High energy savings and lower maintenance mean short payback times
- 4 Hassle-free 1:1 replacement**
  - True retrofit, making it the fastest-to-install solution saving you time and money
  - Fits straight into existing luminaires
  - Available in many sizes and color temperatures





# LED tubes

MASTER LEDtube T8 Ultra Efficient

[www.philips.com/ledtube](http://www.philips.com/ledtube)




  
10 PACK

|     | Product Type                            | Tradi  | LED  | Lumen  | Efficiency | Beam  | Dimmable | CRI | Color | Lifetime | Lamp | Total | EEL | 12NC         | EOC      |
|-----|---|--------|------|--------|------------|-------|----------|-----|-------|----------|------|-------|-----|--------------|----------|
|     |   | tional | W    | Output | lm/W       | Angle |          |     | Temp. |          |      |       |     |              |          |
|     |   | W      | W    | lm     | lm/W       | °     |          |     | K     | Hrs.     |      |       |     |              |          |
| NEW | MAS LEDtube 1200mm UE 11.9W 840 T8 EELA | 36     | 11.9 | 2500   | 210        | 160   | No       | 80  | 4000  | 100.000  | 25.8 | 1,200 | A   | 929003482202 | 43166900 |
|     | MAS LEDtube 1200mm UE 13.5W 840 T8      | 36     | 13.5 | 2500   | 185        | 160   | No       | 80  | 4000  | 75.000   | 25.8 | 1,200 | B   | 929003067002 | 33972900 |
|     | MAS LEDtube 1200mm UE 13.5W 865 T8      | 36     | 13.5 | 2500   | 185        | 160   | No       | 80  | 6500  | 75.000   | 25.8 | 1,200 | B   | 929003067102 | 33974300 |
| NEW | MAS LEDtube 1500mm UE 17.6W 840 T8 EELA | 58     | 17.6 | 3700   | 210        | 160   | No       | 80  | 4000  | 100.000  | 25.8 | 1,500 | A   | 929003482302 | 43168300 |
|     | MAS LEDtube 1500mm UE 20W 840 T8        | 58     | 20   | 3700   | 185        | 160   | No       | 80  | 4000  | 75.000   | 25.8 | 1,500 | B   | 929003067202 | 33976700 |
|     | MAS LEDtube 1500mm UE 20W 865 T8        | 58     | 20   | 3700   | 185        | 160   | No       | 80  | 6500  | 75.000   | 25.8 | 1,500 | B   | 929003067302 | 33978100 |

# LED tubes

MASTER LEDtube EM/Mains T8

[www.philips.com/ledtube](http://www.philips.com/ledtube)



10 / 40 PACK

| Product Type                         | Traditional | LED  | Lumen Output | Efficiency | Beam Angle | Dimmable | CRI | Color Temp. | Lifetime | Lamp diameter | Total length | EEL | 12NC         | EOC code |
|--------------------------------------|-------------|------|--------------|------------|------------|----------|-----|-------------|----------|---------------|--------------|-----|--------------|----------|
|                                      | W           | W    | lm           | lm/W       | °          |          |     | K           |          |               |              |     |              |          |
| 1 MAS LEDtube 600mm HO 8W830 T8      | 18          | 8    | 1000         | 125        | 160        | No       | 83  | 3000        | 75.000   | 25.78         | 600          | E   | 929001307002 | 69747400 |
| 1 MAS LEDtube 600mm HO 8W840 T8      | 18          | 8    | 1050         | 131        | 160        | No       | 83  | 4000        | 75.000   | 25.78         | 600          | E   | 929001307102 | 69749800 |
| 1 MAS LEDtube 600mm HO 8W865 T8      | 18          | 8    | 1050         | 131        | 160        | No       | 83  | 6500        | 75.000   | 25.78         | 600          | E   | 929001307202 | 69751100 |
| 1 MAS LEDtube 900mm HO 12W 840 T8    | 30          | 12   | 1575         | 131        | 160        | No       | 80  | 4000        | 75.000   | 25.78         | 900          | E   | 929001298402 | 68708600 |
| 1 MAS LEDtube 900mm HO 12W 865 T8    | 30          | 12   | 1575         | 131        | 160        | No       | 80  | 6500        | 75.000   | 25.78         | 900          | E   | 929001298502 | 68710900 |
| 2 MAS LEDtube 1200mm HO 12.5W 830 T8 | 36          | 12.5 | 2000         | 160        | 160        | No       | 80  | 3000        | 75.000   | 25.8          | 1,200        | C   | 929001922602 | 59235600 |
| 2 MAS LEDtube 1200mm HO 12.5W 840 T8 | 36          | 12.5 | 2100         | 168        | 160        | No       | 80  | 4000        | 75.000   | 25.8          | 1,200        | C   | 929001922702 | 59237000 |
| 2 MAS LEDtube 1200mm HO 12.5W 865 T8 | 36          | 12.5 | 2100         | 168        | 160        | No       | 80  | 6500        | 75.000   | 25.8          | 1,200        | C   | 929001922802 | 59239400 |
| 3 MAS LEDtube 1200mm UO 14.7W 830 T8 | 36          | 14.7 | 2300         | 156        | 160        | No       | 80  | 3000        | 75.000   | 25.8          | 1,200        | D   | 929002998202 | 31656000 |
| 3 MAS LEDtube 1200mm UO 14.7W 840 T8 | 36          | 14.7 | 2500         | 170        | 160        | No       | 80  | 4000        | 75.000   | 25.8          | 1,200        | C   | 929002998302 | 31658400 |
| 3 MAS LEDtube 1200mm UO 14.7W 865 T8 | 36          | 14.7 | 2500         | 170        | 160        | No       | 80  | 6500        | 75.000   | 25.8          | 1,200        | C   | 929002998402 | 31660700 |
| 4 MAS LEDtube 1050mm 16W 830 T8      | 38          | 16   | 2300         | 143        | 160        | No       | 80  | 3000        | 75.000   | 25.8          | 1,100        | D   | 929001375602 | 72855000 |
| 2 MAS LEDtube 1050mm 16W 840 T8      | 38          | 16   | 2500         | 156        | 160        | No       | 80  | 4000        | 75.000   | 25.8          | 1,100        | D   | 929001961102 | 61602100 |
| 2 MAS LEDtube 1500mm HO 18.2W 830 T8 | 58          | 18.2 | 2900         | 159        | 160        | No       | 80  | 3000        | 75.000   | 25.8          | 1,500        | D   | 929001922902 | 59241700 |
| 2 MAS LEDtube 1500mm HO 18.2W 840 T8 | 58          | 18.2 | 3100         | 170        | 160        | No       | 80  | 4000        | 75.000   | 25.8          | 1,500        | C   | 929001923002 | 59243100 |
| 2 MAS LEDtube 1500mm HO 18.2W 865 T8 | 58          | 18.2 | 3100         | 170        | 160        | No       | 80  | 6500        | 75.000   | 25.8          | 1,500        | C   | 929001923102 | 59245500 |
| 3 MAS LEDtube 1500mm UO 21.7W 830 T8 | 58          | 21.7 | 3400         | 156        | 160        | No       | 80  | 3000        | 75.000   | 25.8          | 1,500        | D   | 929002998502 | 31662100 |
| 3 MAS LEDtube 1500mm UO 21.7W 840 T8 | 58          | 21.7 | 3700         | 170        | 160        | No       | 80  | 4000        | 75.000   | 25.8          | 1,500        | C   | 929002998602 | 31664500 |
| 3 MAS LEDtube 1500mm UO 21.7W 865 T8 | 58          | 21.7 | 3700         | 170        | 160        | No       | 80  | 6500        | 75.000   | 25.8          | 1,500        | C   | 929002998702 | 31666900 |
| 5 MASTER LEDtube Starter EMP GenIII  | -           | -    | -            | -          | -          | No       | -   | -           | -        | -             | -            | -   | 929003481702 | 48537200 |



# LED tubes

MASTER Value LEDtube EM/mains T8

[www.philips.com/ledtube](http://www.philips.com/ledtube)



| Product Type                             | Tradi  | LED  | Lumen  | Efficiency | Beam  | Dimmable | CRI | Color | Lifetime | Lamp | Total | EEL | 12NC         | EOC      |
|--|--------|------|--------|------------|-------|----------|-----|-------|----------|------|-------|-----|--------------|----------|
|  | tional | W    | Output | lm/W       | Angle |          |     | Temp. |          |      |       |     |              |          |
|  | W      | W    | lm     | lm/W       | °     |          |     | K     | Hrs.     |      |       |     |              |          |
| 1 MAS LEDtube VLE 600mm HO 8W 830 T8     | 18     | 8    | 1000   | 125        | 190   | No       | 80  | 3000  | 60.000   | 25.8 | 600   | E   | 929002021102 | 64679000 |
| 1 MAS LEDtube VLE 600mm HO 8W 840 T8     | 18     | 8    | 1050   | 131        | 190   | No       | 80  | 4000  | 60.000   | 25.8 | 600   | E   | 929002021202 | 64681300 |
| 1 MAS LEDtube VLE 600mm HO 8W 865 T8     | 18     | 8    | 1050   | 131        | 190   | No       | 80  | 6500  | 60.000   | 25.8 | 600   | E   | 929002021302 | 64683700 |
| 2 MAS LEDtube VLE 1200mm HO 14W 830 T8   | 36     | 14   | 2000   | 142        | 190   | No       | 80  | 3000  | 60.000   | 25.8 | 1,200 | D   | 929002021402 | 64685100 |
| 2 MAS LEDtube VLE 1200mm HO 14W 840 T8   | 36     | 14   | 2100   | 150        | 190   | No       | 80  | 4000  | 60.000   | 25.8 | 1,200 | D   | 929002021502 | 64687500 |
| 2 MAS LEDtube VLE 1200mm HO 14W 865 T8   | 36     | 14   | 2100   | 150        | 190   | No       | 80  | 6500  | 60.000   | 25.8 | 1,200 | D   | 929002021602 | 64689900 |
| 2 MAS LEDtube VLE 1200mm UO 15.5W 830 T8 | 36     | 15.5 | 2300   | 148        | 190   | No       | 80  | 3000  | 60.000   | 25.8 | 1,200 | D   | 929002997602 | 31680500 |
| 2 MAS LEDtube VLE 1200mm UO 15.5W 840 T8 | 36     | 15.5 | 2500   | 161        | 190   | No       | 80  | 4000  | 60.000   | 25.8 | 1,200 | C   | 929002997702 | 31682900 |
| 2 MAS LEDtube VLE 1200mm UO 15.5W 865 T8 | 36     | 15.5 | 2500   | 161        | 190   | No       | 80  | 6500  | 60.000   | 25.8 | 1,200 | C   | 929002997802 | 31684300 |
| 3 MAS LEDtube VLE 1500mm HO 20.5W 830 T8 | 58     | 20.5 | 2900   | 141        | 190   | No       | 80  | 3000  | 60.000   | 25.8 | 1,500 | D   | 929002021702 | 64691200 |
| 3 MAS LEDtube VLE 1500mm HO 20.5W 840 T8 | 58     | 20.5 | 3100   | 151        | 190   | No       | 80  | 4000  | 60.000   | 25.8 | 1,500 | D   | 929002021802 | 64693600 |
| 3 MAS LEDtube VLE 1500mm HO 20.5W 865 T8 | 58     | 20.5 | 3100   | 151        | 190   | No       | 80  | 6500  | 60.000   | 25.8 | 1,500 | D   | 929002021902 | 64695000 |
| 2 MAS LEDtube VLE 1500mm UO 23W 830 T8   | 58     | 23   | 3400   | 147        | 190   | No       | 80  | 3000  | 60.000   | 25.8 | 1,500 | D   | 929002997902 | 31686700 |
| 2 MAS LEDtube VLE 1500mm UO 23W 840 T8   | 58     | 23   | 3700   | 160        | 190   | No       | 80  | 4000  | 60.000   | 25.8 | 1,500 | C   | 929002998002 | 31688100 |
| 2 MAS LEDtube VLE 1500mm UO 23W 865 T8   | 58     | 23   | 3700   | 160        | 190   | No       | 80  | 6500  | 60.000   | 25.8 | 1,500 | C   | 929002998102 | 31690400 |

MASTER Value LEDtube Universal T8

[www.philips.com/ledtube](http://www.philips.com/ledtube)




| Product Type                             | Tradi  | LED  | Lumen  | Efficiency | Beam  | Dimmable | CRI | Color | Lifetime | Lamp | Total | EEL | 12NC         | EOC      |
|--|--------|------|--------|------------|-------|----------|-----|-------|----------|------|-------|-----|--------------|----------|
|  | tional | W    | Output | lm/W       | Angle |          |     | Temp. |          |      |       |     |              |          |
|  | W      | W    | lm     | lm/W       | °     |          |     | K     | Hrs.     |      |       |     |              |          |
| MAS LEDtube VLE UN 1200mm UO 15.5W830 T8 | 36     | 15.5 | 2300   | 148        | 190   | No       | 80  | 3000  | 60.000   | 26   | 1,200 | D   | 929002997002 | 31668300 |
| MAS LEDtube VLE UN 1200mm UO 15.5W840 T8 | 36     | 15.5 | 2500   | 161        | 190   | No       | 80  | 4000  | 60.000   | 26   | 1,200 | C   | 929002997102 | 31670600 |
| MAS LEDtube VLE UN 1200mm UO 15.5W865 T8 | 36     | 15.5 | 2500   | 161        | 190   | No       | 80  | 6500  | 60.000   | 26   | 1,200 | C   | 929002997202 | 31672000 |
| MAS LEDtube VLE UN 1500mm UO 23W830 T8   | 58     | 23   | 3400   | 147        | 190   | No       | 80  | 3000  | 60.000   | 26   | 1,500 | D   | 929002997302 | 31674400 |
| MAS LEDtube VLE UN 1500mm UO 23W840 T8   | 58     | 23   | 3700   | 160        | 190   | No       | 80  | 4000  | 60.000   | 26   | 1,500 | C   | 929002997402 | 31676800 |
| MAS LEDtube VLE UN 1500mm UO 23W865 T8   | 58     | 23   | 3700   | 160        | 190   | No       | 80  | 6500  | 60.000   | 26   | 1,500 | C   | 929002997502 | 31678200 |



# LED tubes

MASTER LEDtube InstantFit HF T8

[www.philips.com/ledtube](http://www.philips.com/ledtube)



10 / 20 PACK

| Product Type                            | Tradi  | LED | Lumen  | Efficiency | Beam  | Dimmable                          | CRI | Color    | Lifetime | Lamp | Total | EEL | 12NC         | EOC      |
|---|--------|-----|--------|------------|-------|-----------------------------------|-----|----------|----------|------|-------|-----|--------------|----------|
|   | tional | W   | Output | Angle      | Temp. |                                   |     | diameter |          |      |       |     |              |          |
|   | W      | W   | lm     | lm/W       | °     |                                   |     | K        | Hrs.     |      |       |     |              |          |
| 1 MAS LEDtube HF 600mm HO 8W830 T8      | 18     | 8   | 1000   | 125        | 160   | No                                | 80  | 3000     | 75.000   | 25.8 | 600   | E   | 929001393132 | 46640100 |
| 1 MAS LEDtube HF 600mm HO 8W840 T8      | 18     | 8   | 1050   | 131        | 160   | No                                | 80  | 4000     | 75.000   | 25.8 | 600   | E   | 929001393232 | 46642500 |
| 1 MAS LEDtube HF 600mm HO 8W865 T8      | 18     | 8   | 1050   | 131        | 160   | No                                | 80  | 6500     | 75.000   | 25.8 | 600   | E   | 929001393332 | 46644900 |
| 2 MAS LEDtube HF 1200mm 14W 833 T8 FOOD | 36     | 14  | 1000   | 71         | 160   | No                                | 80  | 3300     | 60.000   | 25.6 | 1,200 | -   | 929002479402 | 29616900 |
| 2 MAS LEDtube HF 1200mm HO 14W830 T8    | 36     | 14  | 2000   | 142        | 160   | Yes - Check ballast compatibility | 80  | 3000     | 75.000   | 25.8 | 1,200 | E   | 929003553402 | 46688300 |
| 2 MAS LEDtube HF 1200mm HO 14W840 T8    | 36     | 14  | 2100   | 150        | 160   | Yes - Check ballast compatibility | 80  | 4000     | 75.000   | 25.8 | 1,200 | D   | 929003553502 | 46684500 |
| 2 MAS LEDtube HF 1200mm HO 14W865 T8    | 36     | 14  | 2100   | 150        | 160   | Yes - Check ballast compatibility | 80  | 6500     | 75.000   | 25.8 | 1,200 | D   | 929003553602 | 46686900 |
| 2 MAS LEDtube HF 1200mm UO 16W830 T8    | 36     | 16  | 2350   | 146        | 160   | Yes - Check ballast compatibility | 80  | 3000     | 75.000   | 25.8 | 1,200 | D   | 929003554002 | 46700200 |
| 2 MAS LEDtube HF 1200mm UO 16W840 T8    | 36     | 16  | 2500   | 156        | 160   | Yes - Check ballast compatibility | 80  | 4000     | 75.000   | 25.8 | 1,200 | D   | 929003554102 | 46696800 |
| 2 MAS LEDtube HF 1200mm UO 16W865 T8    | 36     | 16  | 2500   | 156        | 160   | Yes - Check ballast compatibility | 80  | 6500     | 75.000   | 25.8 | 1,200 | D   | 929003554202 | 46698200 |
| 2 MAS LEDtube HF 1500mm HO 20W830 T8    | 58     | 20  | 2900   | 145        | 160   | Yes - Check ballast compatibility | 80  | 3000     | 75.000   | 25.8 | 1,500 | E   | 929003553702 | 46694400 |
| 2 MAS LEDtube HF 1500mm HO 20W840 T8    | 58     | 20  | 3100   | 155        | 160   | Yes - Check ballast compatibility | 80  | 4000     | 75.000   | 25.8 | 1,500 | D   | 929003553802 | 46690600 |
| 2 MAS LEDtube HF 1500mm HO 20W865 T8    | 58     | 20  | 3100   | 155        | 160   | Yes - Check ballast compatibility | 80  | 6500     | 75.000   | 25.8 | 1,500 | D   | 929003553902 | 46692000 |
| 2 MAS LEDtube HF 1500mm UO 24W830 T8    | 58     | 24  | 3500   | 145        | 160   | Yes - Check ballast compatibility | 80  | 3000     | 75.000   | 25.8 | 1,500 | D   | 929003554302 | 46706400 |
| 2 MAS LEDtube HF 1500mm UO 24W840 T8    | 58     | 24  | 3700   | 154        | 160   | Yes - Check ballast compatibility | 80  | 4000     | 75.000   | 25.8 | 1,500 | D   | 929003554402 | 46702600 |
| 2 MAS LEDtube HF 1500mm UO 24W865 T8    | 58     | 24  | 3700   | 154        | 160   | Yes - Check ballast compatibility | 80  | 6500     | 75.000   | 25.8 | 1,500 | D   | 929003554502 | 46704000 |



# LED tubes

MASTER LEDtube InstantFit HF T5

[www.philips.com/ledtube](http://www.philips.com/ledtube)



|     | Product Type                             | Tradi  | LED  | Lumen  | Efficiency | Beam  | Dimmable                          | CRI | Color | Lifetime | Lamp | Total | EEL | 12NC         | EOC      |
|-----|--|--------|------|--------|------------|-------|-----------------------------------|-----|-------|----------|------|-------|-----|--------------|----------|
|     |  | tional | W    | Output | lm/W       | Angle |                                   |     | Temp. |          |      |       |     |              |          |
|     |  | W      | W    | lm     | lm/W       | °     |                                   |     | K     | Hrs.     |      |       |     |              |          |
|     | 1 MAS LEDtube HF 600mm HE 8W 830 T5      | 14     | 8    | 1000   | 125        | 200   | Yes - Check ballast compatibility | 80  | 3000  | 60.000   | 15.5 | 600   | E   | 929001390702 | 74323200 |
|     | 1 MAS LEDtube HF 600mm HE 8W 840 T5      | 14     | 8    | 1050   | 131        | 200   | Yes - Check ballast compatibility | 80  | 4000  | 60.000   | 15.5 | 600   | E   | 929001390802 | 74325600 |
|     | 1 MAS LEDtube HF 600mm HE 8W 865 T5      | 14     | 8    | 1050   | 131        | 200   | Yes - Check ballast compatibility | 80  | 6500  | 60.000   | 15.5 | 600   | E   | 929001390902 | 74327000 |
| NEW | 1 MAS LEDtube HF 600mm HO 10.5W 830 T5   | 24     | 10.5 | 1500   | 142        | 200   | Yes - Check ballast compatibility | 80  | 3000  | 60.000   | 15.5 | 600   | E   | 929003596202 | 16307200 |
| NEW | 1 MAS LEDtube HF 600mm HO 10.5W 840 T5   | 24     | 10.5 | 1600   | 152        | 200   | Yes - Check ballast compatibility | 80  | 4000  | 60.000   | 15.5 | 600   | D   | 929003596302 | 16309600 |
| NEW | 1 MAS LEDtube HF 600mm HO 10.5W 865 T5   | 24     | 10.5 | 1600   | 152        | 200   | Yes - Check ballast compatibility | 80  | 6500  | 60.000   | 15.5 | 600   | D   | 929003596402 | 16311900 |
|     | 1 MAS LEDtube HF 900mm HE 11.5W 830 T5   | 21     | 11.5 | 1600   | 139        | 200   | Yes - Check ballast compatibility | 80  | 3000  | 60.000   | 15.5 | 900   | E   | 929003596802 | 16319500 |
|     | 1 MAS LEDtube HF 900mm HE 11.5W 840 T5   | 21     | 11.5 | 1700   | 147        | 200   | Yes - Check ballast compatibility | 80  | 4000  | 60.000   | 15.5 | 900   | D   | 929003596902 | 16321800 |
|     | 1 MAS LEDtube HF 900mm HE 11.5W 865 T5   | 21     | 11.5 | 1700   | 147        | 200   | Yes - Check ballast compatibility | 80  | 6500  | 60.000   | 15.5 | 900   | D   | 929003597002 | 16323200 |
|     | 1 MAS LEDtube HF 1200mm HE 16.5W 830 T5  | 28     | 16.5 | 2300   | 139        | 200   | Yes - Check ballast compatibility | 80  | 3000  | 60.000   | 15.5 | 1,200 | E   | 929001391002 | 74329400 |
|     | 1 MAS LEDtube HF 1200mm HE 16.5W 840 T5  | 28     | 16.5 | 2500   | 151        | 200   | Yes - Check ballast compatibility | 80  | 4000  | 60.000   | 15.5 | 1,200 | D   | 929001391102 | 74331700 |
|     | 1 MAS LEDtube HF 1200mm HE 16.5W 865 T5  | 28     | 16.5 | 2500   | 151        | 200   | Yes - Check ballast compatibility | 80  | 6500  | 60.000   | 15.5 | 1,200 | D   | 929001391202 | 74333100 |
| NEW | 1 MAS LEDtube HF 900mm HO 18.5W 830 T5   | 39     | 18.5 | 2600   | 140        | 200   | Yes - Check ballast compatibility | 80  | 3000  | 60.000   | 15.5 | 900   | E   | 929003596502 | 16313300 |
| NEW | 1 MAS LEDtube HF 900mm HO 18.5W 840 T5   | 39     | 18.5 | 2800   | 151        | 200   | Yes - Check ballast compatibility | 80  | 4000  | 60.000   | 15.5 | 900   | D   | 929003596602 | 16315700 |
| NEW | 1 MAS LEDtube HF 900mm HO 18.5W 865 T5   | 39     | 18.5 | 2800   | 151        | 200   | Yes - Check ballast compatibility | 80  | 6500  | 60.000   | 15.5 | 900   | D   | 929003596702 | 16317100 |
|     | 1 MAS LEDtube HF 1500mm HE 20W 830 T5    | 35     | 20   | 2800   | 140        | 200   | Yes - Check ballast compatibility | 80  | 3000  | 60.000   | 15.5 | 1,500 | E   | 929001391302 | 74335500 |
|     | 1 MAS LEDtube HF 1500mm HE 20W 840 T5    | 35     | 20   | 3000   | 150        | 200   | Yes - Check ballast compatibility | 80  | 4000  | 60.000   | 15.5 | 1,500 | D   | 929001391402 | 74337900 |
|     | 1 MAS LEDtube HF 1500mm HE 20W 865 T5    | 35     | 20   | 3000   | 150        | 200   | Yes - Check ballast compatibility | 80  | 6500  | 60.000   | 15.5 | 1,500 | D   | 929001391502 | 74339300 |
|     | 2 MAS LEDtube HF 1200mm HO 26W 830 T5 OE | 54     | 26   | 3700   | 142        | 200   | Yes - Check ballast compatibility | 80  | 3000  | 60.000   | 15.5 | 1,200 | E   | 929002352002 | 74951400 |
|     | 2 MAS LEDtube HF 1200mm HO 26W 840 T5 OE | 54     | 26   | 3900   | 150        | 200   | Yes - Check ballast compatibility | 80  | 4000  | 60.000   | 15.5 | 1,200 | D   | 929002352102 | 74953800 |
|     | 2 MAS LEDtube HF 1200mm HO 26W 865 T5 OE | 54     | 26   | 3900   | 150        | 200   | Yes - Check ballast compatibility | 80  | 6500  | 60.000   | 15.5 | 1,200 | D   | 929002352202 | 74955200 |
|     | 2 MAS LEDtube HF 1500mm HO 26W 830 T5 OE | 49     | 26   | 3700   | 142        | 200   | Yes - Check ballast compatibility | 80  | 3000  | 60.000   | 15.5 | 1,500 | E   | 929002352302 | 74957600 |

OE: Office Enabled LED tube light with the following benefits:

- True Retro fit due to High Compatibility
- Dimmable (1-10V and Dali Ballast)
- Compatible with Multi-Watt ballasts
- Supports UGR 19 applications due to Glass Design with wider beam angle

Please visit the website for the compatibility list of dimmable and non-dimmable ballasts.

# LED tubes

MASTER LEDtube InstantFit HF T5 - Continued

[www.philips.com/ledtube](http://www.philips.com/ledtube)



| Product Type                             | Tradi  | LED | Lumen  | Efficiency | Beam  | Dimmable                          | CRI | Color | Lifetime | Lamp | Total | EEL | 12NC         | EOC      |
|--|--------|-----|--------|------------|-------|-----------------------------------|-----|-------|----------|------|-------|-----|--------------|----------|
|  | tional | W   | Output | lm/W       | Angle |                                   |     | Temp. |          |      |       |     |              |          |
|  | W      | W   | lm     | lm/W       | °     |                                   |     | K     | Hrs.     |      |       |     |              |          |
| ① MAS LEDtube HF 1500mm HO 26W 840 T5 OE | 49     | 26  | 3900   | 150        | 200   | Yes - Check ballast compatibility | 80  | 4000  | 60.000   | 15.5 | 1,500 | D   | 929002352402 | 74959000 |
| ① MAS LEDtube HF 1500mm HO 26W 865 T5 OE | 49     | 26  | 3900   | 150        | 200   | Yes - Check ballast compatibility | 80  | 6500  | 60.000   | 15.5 | 1,500 | D   | 929002352502 | 74961300 |
| ② MAS LEDtube HF 1500mm UO 36W 830 T5    | 80     | 36  | 5200   | 144        | 200   | Yes - Check ballast compatibility | 80  | 3000  | 60.000   | 15.5 | 1,500 | E   | 929003153902 | 41905600 |
| ② MAS LEDtube HF 1500mm UO 36W 840 T5    | 80     | 36  | 5600   | 155        | 200   | Yes - Check ballast compatibility | 80  | 4000  | 60.000   | 15.5 | 1,500 | D   | 929003154002 | 41907000 |
| ② MAS LEDtube HF 1500mm UO 36W 865 T5    | 80     | 36  | 5600   | 155        | 200   | Yes - Check ballast compatibility | 80  | 6500  | 60.000   | 15.5 | 1,500 | D   | 929003154102 | 41909400 |

# LED tubes

MASTER LEDtube Mains T5

[www.philips.com/ledtube](http://www.philips.com/ledtube)




|     | Product Type                            | Tradi  | LED  | Lumen  | Efficiency | Beam  | Dimmable | CRI | Color    | Lifetime | Lamp | Total | EEL | 12NC         | EOC      |        |
|-----|---|--------|------|--------|------------|-------|----------|-----|----------|----------|------|-------|-----|--------------|----------|--------|
|     |   | tional | W    | Output | Angle      | Temp. |          |     | diameter |          |      |       |     |              |          | length |
|     |   | W      | W    | lm     | lm/W       | °     |          |     | K        | Hrs.     |      |       |     |              |          |        |
|     | 1 MAS LEDtube 600mm HE 8W 830 T5 EU     | 14     | 8    | 1000   | 125        | 200   | No       | 80  | 3000     | 50.000   | 15.7 | 600   | E   | 929003044102 | 33425000 |        |
|     | 1 MAS LEDtube 600mm HE 8W 840 T5 EU     | 14     | 8    | 1050   | 131        | 200   | No       | 80  | 4000     | 50.000   | 15.7 | 600   | E   | 929003044202 | 33427400 |        |
|     | 1 MAS LEDtube 600mm HE 8W 865 T5 EU     | 14     | 8    | 1050   | 131        | 200   | No       | 80  | 6500     | 50.000   | 15.7 | 600   | E   | 929003044302 | 33429800 |        |
| NEW | 1 MAS LEDtube 600mm HO 10.5W 830 T5     | 24     | 10.5 | 1500   | 142        | 200   | No       | 80  | 3000     | 50.000   | -    | 563.2 | D   | 929003734302 | 27521800 |        |
| NEW | 1 MAS LEDtube 600mm HO 10.5W 840 T5     | 24     | 10.5 | 1600   | 152        | 200   | No       | 80  | 4000     | 50.000   | -    | 563.2 | D   | 929003734402 | 27531700 |        |
| NEW | 1 MAS LEDtube 600mm HO 10.5W 865 T5     | 24     | 10.5 | 1600   | 152        | 200   | No       | 80  | 6500     | 50.000   | -    | 563.2 | D   | 929003734502 | 27523200 |        |
| NEW | 1 MAS LEDtube 900mm HE 11.5W 830 T5 EU  | 21     | 11.5 | 1600   | 139        | 200   | No       | 80  | 3000     | 50.000   | 15.7 | 900   | D   | 929003734002 | 27062600 |        |
| NEW | 1 MAS LEDtube 900mm HE 11.5W 840 T5 EU  | 21     | 11.5 | 1700   | 147        | 200   | No       | 80  | 4000     | 50.000   | 15.7 | 900   | D   | 929003734102 | 27064000 |        |
| NEW | 1 MAS LEDtube 900mm HE 11.5W 865 T5 EU  | 21     | 11.5 | 1700   | 147        | 200   | No       | 80  | 6500     | 50.000   | 15.7 | 900   | D   | 929003734202 | 27066400 |        |
|     | 1 MAS LEDtube 1200mm HE 16.5W 830 T5 EU | 28     | 16.5 | 2300   | 139        | 200   | No       | 80  | 3000     | 50.000   | 15.7 | 1,200 | D   | 929003044402 | 33431100 |        |
|     | 1 MAS LEDtube 1200mm HE 16.5W 840 T5 EU | 28     | 16.5 | 2500   | 151        | 200   | No       | 80  | 4000     | 50.000   | 15.7 | 1,200 | D   | 929003044502 | 33433500 |        |
|     | 1 MAS LEDtube 1200mm HE 16.5W 865 T5 EU | 28     | 16.5 | 2500   | 151        | 200   | No       | 80  | 6500     | 50.000   | 15.7 | 1,200 | D   | 929003044602 | 33435900 |        |
| NEW | 1 MAS LEDtube 900mm HO 18.5W 830 T5     | 39     | 18.5 | 2600   | 140        | 200   | No       | 80  | 3000     | 50.000   | -    | 863.2 | D   | 929003734602 | 27525600 |        |
| NEW | 1 MAS LEDtube 900mm HO 18.5W 840 T5     | 39     | 18.5 | 2800   | 151        | 200   | No       | 80  | 4000     | 50.000   | -    | 863.2 | D   | 929003734702 | 27527000 |        |
| NEW | 1 MAS LEDtube 900mm HO 18.5W 865 T5     | 39     | 18.5 | 2800   | 151        | 200   | No       | 80  | 6500     | 50.000   | -    | 863.2 | D   | 929003734802 | 27529400 |        |
|     | 1 MAS LEDtube 1500mm HE 20W 830 T5 EU   | 35     | 20   | 2800   | 140        | 200   | No       | 80  | 3000     | 50.000   | 15.7 | 1,500 | D   | 929002421202 | 33437300 |        |
|     | 1 MAS LEDtube 1500mm HE 20W 840 T5 EU   | 35     | 20   | 3000   | 150        | 200   | No       | 80  | 4000     | 50.000   | 15.7 | 1,500 | D   | 929002421302 | 33439700 |        |
|     | 1 MAS LEDtube 1500mm HE 20W 865 T5 EU   | 35     | 20   | 3000   | 150        | 200   | No       | 80  | 6500     | 50.000   | 15.7 | 1,500 | D   | 929002421402 | 33441000 |        |
|     | 1 MAS LEDtube 1200mm HO 26W 830 T5      | 54     | 26   | 3600   | 138        | 200   | No       | 80  | 3000     | 50.000   | 15.5 | 1,200 | D   | 929001908502 | 81921000 |        |
|     | 1 MAS LEDtube 1200mm HO 26W 840 T5      | 54     | 26   | 3900   | 150        | 200   | No       | 80  | 4000     | 50.000   | 15.5 | 1,200 | D   | 929001908602 | 81923400 |        |
|     | 1 MAS LEDtube 1200mm HO 26W 865 T5      | 54     | 26   | 3900   | 150        | 200   | No       | 80  | 6500     | 50.000   | 15.5 | 1,200 | D   | 929001908702 | 81925800 |        |
|     | 1 MAS LEDtube 1500mm HO 26W 830 T5      | 49     | 26   | 3600   | 138        | 200   | No       | 80  | 3000     | 50.000   | 15.5 | 1,500 | D   | 929001908802 | 81929600 |        |
|     | 1 MAS LEDtube 1500mm HO 26W 840 T5      | 49     | 26   | 3900   | 150        | 200   | No       | 80  | 4000     | 50.000   | 15.5 | 1,500 | D   | 929001908902 | 81931900 |        |
|     | 1 MAS LEDtube 1500mm HO 26W 865 T5      | 49     | 26   | 3900   | 150        | 200   | No       | 80  | 6500     | 50.000   | 15.5 | 1,500 | D   | 929001909002 | 81933300 |        |
|     | 2 MAS LEDtube 1500mm UO 36W 830 T5      | 80     | 36   | 5200   | 144        | 200   | No       | 80  | 3000     | 50.000   | 15.5 | 1,500 | D   | 929002474802 | 29050100 |        |
|     | 2 MAS LEDtube 1500mm UO 36W 840 T5      | 80     | 36   | 5600   | 155        | 200   | No       | 80  | 4000     | 50.000   | 15.5 | 1,500 | D   | 929002474902 | 29052500 |        |
|     | 2 MAS LEDtube 1500mm UO 36W 865 T5      | 80     | 36   | 5600   | 155        | 200   | No       | 80  | 6500     | 50.000   | 15.5 | 1,500 | D   | 929002475002 | 29054900 |        |

# LED tubes

CorePro LEDtube EM/Mains T8

[www.philips.com/ledtube](http://www.philips.com/ledtube)



10 / 20 PACK

|     | Product Type                             | Traditonal | LED  | Lumen Output | Efficiency | Beam Angle | Dimmable | CRI | Color Temp. | Lifetime | Lamp diameter | Total length | EEL | 12NC         | EOC code |
|-----|--|------------|------|--------------|------------|------------|----------|-----|-------------|----------|---------------|--------------|-----|--------------|----------|
|     |  | W          | W    | lm           | lm/W       | °          |          |     | K           |          |               |              |     |              |          |
| NEW | 1 CorePro LEDtube 600mm 8W 840 T8        | 18         | 8    | 800          | 100        | 240        | No       | 80  | 4000        | 50.000   | 25.7          | 600          | F   | 929003547202 | 45977900 |
| NEW | 1 CorePro LEDtube 600mm 8W 865 T8        | 18         | 8    | 800          | 100        | 240        | No       | 80  | 6500        | 50.000   | 25.7          | 600          | F   | 929003547302 | 45979300 |
| NEW | 1 CorePro LEDtube 600mm HO 8W 865 T8     | 18         | 8    | 900          | 112        | 240        | No       | 80  | 6500        | 50.000   | 25.7          | 600          | E   | 929003158702 | 42105900 |
|     | 1 CorePro LEDtube 600mm 8W 830 T8        | 18         | 8    | 750          | 93         | 240        | No       | 80  | 3000        | 50.000   | 25.7          | 600          | F   | 929003577132 | 48638600 |
|     | 1 CorePro LEDtube 600mm 8W 840 T8        | 18         | 8    | 800          | 100        | 240        | No       | 80  | 4000        | 50.000   | 25.7          | 600          | F   | 929003022102 | 32531900 |
|     | 1 CorePro LEDtube 600mm 8W 865 T8        | 18         | 8    | 800          | 100        | 240        | No       | 80  | 6500        | 50.000   | 25.7          | 600          | F   | 929003022202 | 32533300 |
|     | 1 CorePro LEDtube 600mm HO 8W 830 T8     | 18         | 8    | 850          | 106        | 240        | No       | 80  | 3000        | 50.000   | 25.7          | 600          | F   | 929003577402 | 48644700 |
|     | 1 CorePro LEDtube 600mm HO 8W 840 T8     | 18         | 8    | 900          | 112        | 240        | No       | 80  | 4000        | 50.000   | 25.7          | 600          | E   | 929003158602 | 42103500 |
| NEW | 1 CorePro LEDtube 1200mm 15.5W 840 T8    | 36         | 15.5 | 1800         | 116        | 240        | No       | 80  | 4000        | 50.000   | 25.7          | 1,200        | E   | 929003519702 | 44807000 |
| NEW | 1 CorePro LEDtube 1200mm 15.5W 840 T8    | 36         | 15.5 | 1800         | 116        | 240        | No       | 80  | 4000        | 50.000   | 25.7          | 1,200        | E   | 929003519732 | 46954900 |
| NEW | 1 CorePro LEDtube 1200mm 15.5W 865 T8    | 36         | 15.5 | 1800         | 116        | 240        | No       | 80  | 6500        | 50.000   | 25.7          | 1,200        | E   | 929003519802 | 44809400 |
| NEW | 1 CorePro LEDtube 1200mm 15.5W 865 T8    | 36         | 15.5 | 1800         | 116        | 240        | No       | 80  | 6500        | 50.000   | 25.7          | 1,200        | E   | 929003519832 | 46956300 |
|     | 1 CorePro LEDtube 1200mm 15.5W 830 T8    | 36         | 15.5 | 1700         | 109        | 240        | No       | 80  | 3000        | 50.000   | 25.7          | 1,200        | F   | 929003577232 | 48640900 |
| NEW | 1 CorePro LEDtube 1200mm HO 18W 840 T8   | 36         | 18   | 2000         | 111        | 240        | No       | 80  | 4000        | 50.000   | 25.7          | 1,200        | E   | 929001874932 | 46958700 |
| NEW | 1 CorePro LEDtube 1200mm HO 18W 865 T8   | 36         | 18   | 2000         | 111        | 240        | No       | 80  | 6500        | 50.000   | 25.7          | 1,200        | E   | 929001874832 | 47558800 |
|     | 1 CorePro LEDtube 1200mm HO 18W 830 T8   | 36         | 18   | 1850         | 102        | 240        | No       | 80  | 3000        | 50.000   | 25.7          | 1,200        | F   | 929003577532 | 48646100 |
|     | 1 CorePro LEDtube 1200mm HO 18W 840 T8   | 36         | 18   | 2000         | 111        | 240        | No       | 80  | 4000        | 50.000   | 25.7          | 1,200        | E   | 929001874902 | 80613500 |
|     | 1 CorePro LEDtube 1200mm HO 18W 865 T8   | 36         | 18   | 2000         | 111        | 240        | No       | 80  | 6500        | 50.000   | 25.7          | 1,200        | E   | 929001874802 | 80611100 |
| NEW | 1 CorePro LEDtube 1500mm 20W 840 T8      | 58         | 20   | 2200         | 110        | 240        | No       | 80  | 4000        | 50.000   | 25.7          | 1,500        | E   | 929003547402 | 45981600 |
|     | 1 CorePro LEDtube 1500mm 20W 830 T8      | 58         | 20   | 2050         | 102        | 240        | No       | 80  | 3000        | 50.000   | 25.7          | 1,500        | F   | 929003577332 | 48642300 |
|     | 1 CorePro LEDtube 1500mm 20W 840 T8      | 58         | 20   | 2200         | 110        | 240        | No       | 80  | 4000        | 50.000   | 25.7          | 1,500        | E   | 929003022502 | 32539500 |
|     | 1 CorePro LEDtube 1500mm 20W 865 T8      | 58         | 20   | 2200         | 110        | 240        | No       | 80  | 6500        | 50.000   | 25.7          | 1,500        | E   | 929003022602 | 32541800 |
|     | 1 CorePro LEDtube 1500mm 20W 865 T8      | 58         | 20   | 2200         | 110        | 240        | No       | 80  | 6500        | 50.000   | 25.7          | 1,500        | E   | 929003547502 | 45983000 |
| NEW | 2 CorePro LEDtube 1800mm 21W 840 T8      | 70         | 21   | 3100         | 147        | 160        | No       | 80  | 4000        | 50.000   | 25.8          | 1,800        | D   | 929002998802 | 31692800 |
| NEW | 2 CorePro LEDtube 1800mm 21W830 T8       | 70         | 21   | 2900         | 138        | 160        | No       | 80  | 3000        | 50.000   | 25.8          | 1,800        | D   | 929003584702 | 49493000 |
|     | 2 CorePro LEDtube 1800mm 21W 865 T8      | 70         | 21   | 3100         | 147        | 160        | No       | 80  | 6500        | 50.000   | 25.8          | 1,800        | D   | 929003561802 | 47381200 |
|     | 1 CorePro LEDtube 1200mm UO 21.5W 830 T8 | 36         | 21.5 | 2250         | 104        | 240        | No       | 80  | 3000        | 50.000   | 25.7          | 1,200        | F   | 929003577702 | 48650800 |
|     | 1 CorePro LEDtube 1200mm UO 21.5W 840 T8 | 36         | 21.5 | 2400         | 111        | 240        | No       | 80  | 4000        | 50.000   | 25.7          | 1,200        | E   | 929003154202 | 41897400 |
|     | 1 CorePro LEDtube 1200mm UO 21.5W 865 T8 | 36         | 21.5 | 2400         | 111        | 240        | No       | 80  | 6500        | 50.000   | 25.7          | 1,200        | E   | 929003154302 | 41899800 |
| NEW | 1 CorePro LEDtube 1500mm HO 24W 840 T8   | 58         | 24   | 2700         | 112        | 240        | No       | 80  | 4000        | 50.000   | 25.7          | 1,500        | E   | 929001875132 | 46960000 |



# LED tubes

CorePro LEDtube EM/Mains T8 - Continued

[www.philips.com/ledtube](http://www.philips.com/ledtube)



10 / 20 PACK

|     | Product Type                           | Tradi  | LED  | Lumen  | Efficiency | Beam  | Dimmable | CRI | Color | Lifetime | Lamp | Total | EEL | 12NC         | EOC      |
|-----|--|--------|------|--------|------------|-------|----------|-----|-------|----------|------|-------|-----|--------------|----------|
|     |  | tional | W    | Output | lm/W       | Angle |          |     | Temp. |          |      |       |     |              |          |
|     |  | W      | W    | lm     | lm/W       | °     |          |     | K     | Hrs.     |      |       |     |              |          |
| NEW | CorePro LEDtube 1500mm HO 24W 865 T8   | 58     | 24   | 2700   | 112        | 240   | No       | 80  | 6500  | 50.000   | 25.7 | 1,500 | E   | 929001875032 | 47560100 |
|     | CorePro LEDtube 1500mm HO 24W 830 T8   | 58     | 24   | 2500   | 104        | 240   | No       | 80  | 3000  | 50.000   | 25.7 | 1,500 | F   | 929003577632 | 48648500 |
|     | CorePro LEDtube 1500mm HO 24W 840 T8   | 58     | 24   | 2700   | 112        | 240   | No       | 80  | 4000  | 50.000   | 25.7 | 1,500 | E   | 929001875102 | 80617300 |
|     | CorePro LEDtube 1500mm HO 24W 865 T8   | 58     | 24   | 2700   | 112        | 240   | No       | 80  | 6500  | 50.000   | 25.7 | 1,500 | E   | 929001875002 | 80615900 |
| NEW | CorePro LEDtube 1500mm UO 31.5W 830 T8 | 58     | 31.5 | 3320   | 105        | 240   | No       | 80  | 3000  | 50.000   | 25.7 | 1,500 | F   | 929003577802 | 48652200 |
|     | CorePro LEDtube 1500mm UO 31.5W 840 T8 | 58     | 31.5 | 3500   | 111        | 240   | No       | 80  | 4000  | 50.000   | 25.7 | 1,500 | E   | 929003154402 | 41901800 |
|     | CorePro LEDtube 1500mm UO 31.5W 865 T8 | 58     | 31.5 | 3500   | 111        | 240   | No       | 80  | 6500  | 50.000   | 25.7 | 1,500 | E   | 929003154502 | 41903200 |



# LED tubes

CorePro LED tube Universal T8

[www.philips.com/ledtube](http://www.philips.com/ledtube)



10 / 20 PACK

NEW  
NEW  
NEW

| Product Type                             | Traditional | LED  | Lumen Output | Efficiency | Beam Angle | Dimmable | CRI | Color Temp. | Lifetime | Lamp diameter | Total length | EEL | 12NC         | EOC code |
|--|-------------|------|--------------|------------|------------|----------|-----|-------------|----------|---------------|--------------|-----|--------------|----------|
|  | W           | W    | lm           | lm/W       | °          |          |     | K           | Hrs.     |               |              |     |              |          |
| CorePro LEDtube UN 600mm HO 8W830 T8     | 18          | 8    | 850          | 106        | 240        | No       | 80  | 3000        | 50.000   | 25.7          | 600          | F   | 929002419802 | 78277100 |
| CorePro LEDtube UN 600mm HO 8W840 T8     | 18          | 8    | 900          | 112        | 240        | No       | 80  | 4000        | 50.000   | 25.7          | 600          | E   | 929002419902 | 78279500 |
| CorePro LEDtube UN 600mm HO 8W865 T8     | 18          | 8    | 900          | 112        | 240        | No       | 80  | 6500        | 50.000   | 25.7          | 600          | E   | 929002420002 | 78281800 |
| CorePro LEDtube UN 1200mm UO 15.5W830 T8 | 36          | 15.5 | 2200         | 141        | 240        | No       | 80  | 3000        | 50.000   | 26            | 1,200        | D   | 929003648102 | 19996500 |
| CorePro LEDtube UN 1200mm UO 15.5W840 T8 | 36          | 15.5 | 2400         | 154        | 240        | No       | 80  | 4000        | 50.000   | 26            | 1,200        | D   | 929003648202 | 19998900 |
| CorePro LEDtube UN 1200mm UO 15.5W865 T8 | 36          | 15.5 | 2400         | 154        | 240        | No       | 80  | 6500        | 50.000   | 26            | 1,200        | D   | 929003648302 | 20000500 |
| CorePro LEDtube UN 1200mm HO 18W830 T8   | 36          | 18   | 1850         | 102        | 240        | No       | 80  | 3000        | 50.000   | 27.9          | 1,200        | F   | 929001869202 | 80166600 |
| CorePro LEDtube UN 1200mm HO 18W840 T8   | 36          | 18   | 2000         | 111        | 240        | No       | 80  | 4000        | 50.000   | 27.9          | 1,200        | E   | 929001869302 | 80168000 |
| CorePro LEDtube UN 1200mm HO 18W865 T8   | 36          | 18   | 2000         | 111        | 240        | No       | 80  | 6500        | 50.000   | 27.9          | 1,200        | E   | 929001869402 | 80170300 |
| CorePro LEDtube UN 1500mm HO 23W830 T8   | 58          | 23   | 2500         | 108        | 240        | No       | 80  | 3000        | 50.000   | 27.9          | 1,500        | F   | 929001869502 | 80172700 |
| CorePro LEDtube UN 1500mm HO 23W840 T8   | 58          | 23   | 2700         | 117        | 240        | No       | 80  | 4000        | 50.000   | 27.9          | 1,500        | E   | 929001869602 | 80174100 |
| CorePro LEDtube UN 1500mm HO 23W865 T8   | 58          | 23   | 2700         | 117        | 240        | No       | 80  | 6500        | 50.000   | 27.9          | 1,500        | E   | 929001869702 | 80176500 |
| CorePro LEDtube UN 1500mm UO 23W830 T8   | 58          | 23   | 3200         | 139        | 240        | No       | 80  | 3000        | 50.000   | 26            | 1,500        | D   | 929003648402 | 20002900 |
| CorePro LEDtube UN 1500mm UO 23W840 T8   | 58          | 23   | 3500         | 152        | 240        | No       | 80  | 4000        | 50.000   | 26            | 1,500        | D   | 929003648502 | 20004300 |
| CorePro LEDtube UN 1500mm UO 23W865 T8   | 58          | 23   | 3500         | 152        | 240        | No       | 80  | 6500        | 50.000   | 26            | 1,500        | D   | 929003648602 | 20006700 |



# LED PL-lamps

## CorePro LED PLC 2P

[www.philips.com/ledlamps](http://www.philips.com/ledlamps)



| Product Type                         | Tradi  | LED | Lumen  | Efficacy | Beam  | Dimmable | CRI | Color | Lifetime | Lamp | Total | EEL | 12NC         | EOC      |
|--------------------------------------|--------|-----|--------|----------|-------|----------|-----|-------|----------|------|-------|-----|--------------|----------|
|                                      | tional | W   | Output | lm/W     | Angle |          |     | Temp. |          |      |       |     |              |          |
|                                      | W      | W   | lm     | lm/W     | °     |          |     | K     | Hrs.     |      |       |     |              |          |
| 1 CorePro LED PLC 4.5W 830 2P G24d-1 | 13     | 4.5 | 475    | 105      | 120   | No       | 83  | 3000  | 30.000   | 24.3 | 100   | F   | 929001350702 | 70659600 |
| 1 CorePro LED PLC 4.5W 840 2P G24d-1 | 13     | 4.5 | 500    | 111      | 120   | No       | 83  | 4000  | 30.000   | 24.3 | 100   | F   | 929001350802 | 70661900 |
| 2 CorePro LED PLC 6.5W 830 2P G24d-2 | 18     | 6.5 | 650    | 92.31    | 120   | No       | 83  | 3000  | 30.000   | 24.3 | 100   | F   | 929001201402 | 54127200 |
| 2 CorePro LED PLC 6.5W 840 2P G24d-2 | 18     | 6.5 | 700    | 92.31    | 120   | No       | 83  | 4000  | 30.000   | 24.3 | 100   | F   | 929001201502 | 54129600 |
| 3 CorePro LED PLC 8.5W 830 2P G24d-3 | 26     | 8.5 | 950    | 105.88   | 120   | No       | 83  | 3000  | 30.000   | 24.3 | 200   | F   | 929001201202 | 54123400 |
| 3 CorePro LED PLC 8.5W 840 2P G24d-3 | 26     | 8.5 | 1000   | 105.88   | 120   | No       | 83  | 4000  | 30.000   | 24.3 | 200   | F   | 929001201302 | 54125800 |

## CorePro LED PLC 4P

[www.philips.com/ledlamps](http://www.philips.com/ledlamps)



| Product Type                         | Tradi  | LED | Lumen  | Efficacy | Beam  | Dimmable | CRI | Color | Lifetime | Lamp | Total | EEL | 12NC         | EOC      |
|--------------------------------------|--------|-----|--------|----------|-------|----------|-----|-------|----------|------|-------|-----|--------------|----------|
|                                      | tional | W   | Output | lm/W     | Angle |          |     | Temp. |          |      |       |     |              |          |
|                                      | W      | W   | lm     | lm/W     | °     |          |     | K     | Hrs.     |      |       |     |              |          |
| 1 CorePro LED PLC 4.5W 830 4P G24q-1 | 13     | 4.5 | 475    | 105.56   | 120   | No       | 83  | 3000  | 30.000   | 24.3 | 100   | F   | 929001351002 | 70663300 |
| 1 CorePro LED PLC 4.5W 840 4P G24q-1 | 13     | 4.5 | 500    | 111.11   | 120   | No       | 83  | 4000  | 30.000   | 24.3 | 100   | F   | 929001351102 | 70665700 |
| 2 CorePro LED PLC 6.5W 830 4P G24q-2 | 18     | 6.5 | 650    | 92.31    | 120   | No       | 83  | 3000  | 30.000   | 24.3 | 100   | F   | 929001201002 | 54119700 |
| 2 CorePro LED PLC 6.5W 840 4P G24q-2 | 18     | 6.5 | 700    | 92.31    | 120   | No       | 83  | 4000  | 30.000   | 24.3 | 100   | F   | 929001201102 | 54121000 |
| 3 CorePro LED PLC 9W 830 4P G24q-3   | 26     | 9   | 950    | 100      | 120   | No       | 83  | 3000  | 30.000   | 24.3 | 200   | F   | 929001200802 | 54115900 |
| 3 CorePro LED PLC 9W 840 4P G24q-3   | 26     | 9   | 1000   | 100      | 120   | No       | 83  | 4000  | 30.000   | 24.3 | 200   | F   | 929001200902 | 54117300 |

# LED PL-lamps

CorePro LED PLS

[www.philips.com/ledlamps](http://www.philips.com/ledlamps)



| Product Type                  | Tradi  | LED | Lumen  | Efficacy | Beam  | Dimmable | CRI | Color | Lifetime | Lamp | Total | EEL | 12NC         | EOC      |
|-------------------------------|--------|-----|--------|----------|-------|----------|-----|-------|----------|------|-------|-----|--------------|----------|
|                               | tional | W   | Output | lm/W     | Angle |          |     | Temp. |          |      |       |     |              |          |
|                               | W      | W   | lm     | lm/W     | °     |          |     | K     | Hrs.     |      |       |     |              |          |
| CorePro LED PLS 5W 830 2P G23 | 11     | 5   | 520    | 104      | 120   | No       | 82  | 3000  | 30.000   | 15.8 | 170   | F   | 929001926302 | 59666800 |
| CorePro LED PLS 5W 840 2P G23 | 11     | 5   | 550    | 110      | 120   | No       | 82  | 4000  | 30.000   | 15.8 | 170   | F   | 929001926402 | 59668200 |

CorePro LED PLL

[www.philips.com/ledlamps](http://www.philips.com/ledlamps)



| Product Type                           | Tradi  | LED  | Lumen  | Efficacy | Beam  | Dimmable | CRI | Color | Lifetime | Lamp | Total | EEL | 12NC         | EOC      |
|--|--------|------|--------|----------|-------|----------|-----|-------|----------|------|-------|-----|--------------|----------|
|  | tional | W    | Output | lm/W     | Angle |          |     | Temp. |          |      |       |     |              |          |
|  | W      | W    | lm     | lm/W     | °     |          |     | K     | Hrs.     |      |       |     |              |          |
| 1 CorePro LED PLL HF 16.5W 830 4P 2G11 | 36     | 16.5 | 2000   | 121      | 160   | No       | 83  | 3000  | 30.000   | 43.6 | 400   | E   | 929001381502 | 73966200 |
| 1 CorePro LED PLL HF 16.5W 840 4P 2G11 | 36     | 16.5 | 2100   | 127      | 160   | No       | 83  | 4000  | 30.000   | 43.6 | 405   | E   | 929001381602 | 73974700 |
| 1 CorePro LED PLL HF 16.5W 865 4P 2G11 | 36     | 16.5 | 2100   | 127      | 160   | No       | 83  | 6500  | 30.000   | 43.6 | 400   | E   | 929001381702 | 73976100 |
| 2 CorePro LED PLL HF 24W 830 4P 2G11   | 55     | 24   | 3200   | 133      | 160   | No       | 83  | 3000  | 30.000   | 17   | 540   | E   | 929001920402 | 82839700 |
| 2 CorePro LED PLL HF 24W 840 4P 2G11   | 55     | 24   | 3400   | 141      | 160   | No       | 83  | 4000  | 30.000   | 17   | 540   | E   | 929001920502 | 82841000 |
| 2 CorePro LED PLL HF 24W 865 4P 2G11   | 55     | 24   | 3400   | 141      | 160   | No       | 83  | 6500  | 30.000   | 17   | 540   | E   | 929001920602 | 82843400 |

# Philips TrueForce



Urban



Retail



Industry



Road & Street



TrueForce Core LED HPL



TrueForce Core LED HPL



TrueForce Core LED highbay HPL



TrueForce Core LED SON-T



MASTER LED HID HPL



MASTER LED HID HPL



TrueForce LED highbay universal HPI



MASTER LED HID SON-T UE



TrueForce LED HPL



TrueForce LED highbay universal HPI



CorePro LED highbay (HPI)



TrueForce LED SON-T



CorePro LED highbay (HPI)



TrueForce LED HPL



TrueForce LED SOX






# Philips MASTER LED SON-T Ultra Efficient

Product highlight

Introducing the first ultra-efficient Philips LED SON-T lamps to replace conventional HID

 Saves 43% in energy costs<sup>1</sup>

 Very long lifetime of 50,000 hours (at L70)

 2.3 years potential payback time<sup>1</sup>

 5-year warranty

Finally on the market: ultra-efficient LED SON-T lamps to replace conventional HID



Impressive output: Maximum performance meets ultra-efficiency

Up to 9,000 lm output thanks to mega-filament



High efficiency GaN driver design



E27/E40 end caps

Discover our ultra-efficient solutions at [philips.com/ultraefficientprof](https://philips.com/ultraefficientprof)

## Cost and CO<sub>2</sub> savings right from the start

|   | Conventional HID | MASTER LED SON-T UE               |
|---|------------------|-----------------------------------|
|  Energy savings  | 100W             | 42.8W                             |
|  Lifetime at L70 | 20,000 hrs       | 50,000 hrs                        |
| Number of lamps   | 100              | Replacement cost/year/lamp € 0.82 |
| Burning hours/year  | 4,100 hrs        | Lamp cost/year € 13.12            |
| Energy costs  | 0.287 €/kWh      |                                   |

**€ 7,046**  
Total potential savings/year

Make the sustainable choice: Over its lifetime, one new Philips MASTER LED SON-T UE can reduce CO<sub>2</sub> emission by up to 941 kg over its lifetime – which is equal to the emission absorbed by 42.7 trees!<sup>1,2</sup>

<sup>1</sup> This calculation compares the Philips MASTER LED SON-T UE lamp with the Philips SON-T 100W E E40. The lights are assumed to be used for 4,100 hours annually. The average energy cost is 0.287 €/kWh. The average CO<sub>2</sub> emission is 0.28 kg/kWh. Both figures are calculated for the professional roads and streets application in Europe, valid in 2022, based on 47 European countries: Albania, Austria, Belarus, Belgium, Bosnia, Bulgaria, Croatia, Cyprus, Czech Republic, Denmark, England, Estonia, Finland, France, Germany, Greece, Hungary, Iceland, Ireland, Israel, Italy, Kazakhstan, Kosovo, Kyrgyzstan, Latvia, Lithuania, Luxembourg, Macedonia, Malta, Moldova, Montenegro, Netherlands, Norway, Poland, Portugal, Romania, Russia, Serbia, Slovakia, Slovenia, Spain, Sweden, Switzerland, Tajikistan, Turkmenistan, Ukraine, Uzbekistan. The data presented is an illustrative forecast based on a proprietary model developed by Signify to help customers understand the impact of lighting on the environment. Signify's "Green Switch conventional light point conversion model" uses input from numerous sources, references, and data points (available upon request) to generate a simulated view of a given market's energy consumption, but the accuracy of which cannot be verified. The thousand separator is a comma (,) and the decimal separator is a period (.).

<sup>2</sup> Based on European Environmental Agency, over one year a mature tree takes up about 22 kilograms of carbon dioxide from the atmosphere, and in exchange release oxygen (the source: <https://www.eea.europa.eu/articles/forests-health-and-climate-change>).

# TrueForce LED

Trueforce Core LED SON-T

[www.philips.com/trueforce-led-lamps](http://www.philips.com/trueforce-led-lamps)



|     | Product Type                          | Tradi  | LED | Lumen  | Efficacy | Beam  | Dimmable | CRI | Color    | Lifetime | Lamp | Total | EEL | 12NC         | EOC      |        |
|-----|---------------------------------------|--------|-----|--------|----------|-------|----------|-----|----------|----------|------|-------|-----|--------------|----------|--------|
|     |                                       | tional |     | Output | Angle    | Temp. |          |     | diameter |          |      |       |     |              |          | length |
|     |                                       | W      | W   | lm     | lm/W     | °     |          |     | K        | Hrs.     |      |       |     |              |          |        |
| NEW | 1 TForce Core LED road 17W 727 E27 MV | -      | 17  | 2700   | 158      | 330   | No       | 70  | 2700     | 25.000   | 38.5 | 168   | D   | 929003730802 | 26771800 |        |
| NEW | 2 TForce Core LED road 26W 727 E27 MV | -      | 26  | 4000   | 153      | 330   | No       | 70  | 2700     | 25.000   | 38.5 | 214   | D   | 929003730902 | 26773200 |        |
| NEW | 3 TForce Core LED road 40W 727 E40 MV | -      | 40  | 6500   | 162      | 330   | No       | 70  | 2700     | 25.000   | 47   | 229   | C   | 929003731002 | 26775600 |        |
| NEW | 1 TForce Core LED road 17W 730 E27 MV | 50     | 17  | 2800   | 164      | -     | No       | 70  | 3000     | 25.000   | 38   | 170   | C   | 929002484802 | 31625600 |        |
| NEW | 1 TForce Core LED road 17W 740 E27 MV | 50     | 17  | 3000   | 176      | -     | No       | 70  | 4000     | 25.000   | 38   | 170   | C   | 929002484902 | 31627000 |        |
| NEW | 2 TForce Core LED road 26W 730 E27 MV | 70     | 26  | 4200   | 161      | -     | No       | 70  | 3000     | 25.000   | 38   | 210   | C   | 929002485002 | 31629400 |        |
|     | 2 TForce Core LED road 26W 740 E27 MV | 70     | 26  | 4500   | 173      | -     | No       | 70  | 4000     | 25.000   | 38   | 210   | C   | 929002485102 | 31631700 |        |
|     | 3 TForce Core LED road 40W 730 E40 MV | 100    | 40  | 7200   | 180      | -     | No       | 70  | 3000     | 25.000   | 46   | 225   | C   | 929002485202 | 31633100 |        |
|     | 3 TForce Core LED road 40W 740 E40 MV | 100    | 40  | 7500   | 187      | -     | No       | 70  | 4000     | 25.000   | 46   | 225   | B   | 929002485302 | 31635500 |        |

TrueForce LED Industrial and Retail (Highbay – MH)

[www.philips.com/trueforce-led-lamps](http://www.philips.com/trueforce-led-lamps)



|  | Product Type                      | Tradi  | LED | Lumen  | Efficacy | Beam  | Dimmable | CRI | Color    | Lifetime | Lamp | Total | EEL | 12NC         | EOC      |        |
|--|-----------------------------------|--------|-----|--------|----------|-------|----------|-----|----------|----------|------|-------|-----|--------------|----------|--------|
|  |                                   | tional |     | Output | Angle    | Temp. |          |     | diameter |          |      |       |     |              |          | length |
|  |                                   | W      | W   | lm     | lm/W     | °     |          |     | K        | Hrs.     |      |       |     |              |          |        |
|  | TForce LED HPI UN 95W E40 840 NB  | 250    | 95  | 13.000 | 136      | 60    | No       | 80  | 4000     | 50.000   | 250  | 290   | F   | 929002350702 | 75367200 |        |
|  | TForce LED HPI UN 95W E40 840 WB  | 250    | 95  | 13.000 | 136      | 120   | No       | 80  | 4000     | 50.000   | 250  | 290   | E   | 929002350802 | 75369600 |        |
|  | TForce LED HPI UN 140W E40 840 NB | 400    | 140 | 20.000 | 142      | 60    | No       | 80  | 4000     | 50.000   | 250  | 290   | F   | 929002350902 | 75371900 |        |
|  | TForce LED HPI UN 140W E40 840 WB | 400    | 140 | 20.000 | 142      | 120   | No       | 80  | 4000     | 50.000   | 250  | 290   | D   | 929002351002 | 75373300 |        |



# TrueForce LED

TrueForce LED Public (Urban/Road – HPL/SON)

[www.philips.com/trueforce-led-lamps](http://www.philips.com/trueforce-led-lamps)



| Product Type                       | Tradi  | LED | Lumen  | Efficacy | Beam  | Dimmable | CRI | Color | Lifetime | Lamp | Total | EEL | 12NC         | EOC      |
|------------------------------------|--------|-----|--------|----------|-------|----------|-----|-------|----------|------|-------|-----|--------------|----------|
|                                    | tional |     | Output |          | Angle |          |     | Temp. |          |      |       |     |              |          |
|                                    | W      | W   | lm     | lm/W     | °     |          |     | K     | Hrs.     |      |       |     |              |          |
| 1 TForce LED HPL ND 28-21W E27 830 | 50     | 21  | 2850   | 135      | 360   | No       | 80  | 3000  | 50.000   | 75   | 178   | D   | 929002006102 | 63814600 |
| 1 TForce LED HPL ND 30-21W E27 840 | 50     | 21  | 3000   | 142      | 360   | No       | 80  | 4000  | 50.000   | 75   | 178   | D   | 929002006202 | 63816000 |
| 1 TForce LED HPL ND 38-28W E27 830 | 80     | 28  | 3800   | 135      | 360   | No       | 80  | 3000  | 50.000   | 75   | 178   | D   | 929002006302 | 63818400 |
| 1 TForce LED HPL ND 40-28W E27 840 | 80     | 28  | 4000   | 142      | 360   | No       | 80  | 4000  | 50.000   | 75   | 178   | D   | 929002006402 | 63820700 |
| 2 TForce LED HPL ND 57-42W E27 830 | 125    | 42  | 5700   | 135      | 360   | No       | 80  | 3000  | 50.000   | 84   | 178   | D   | 929002006502 | 63822100 |
| 3 TForce LED HPL ND 57-42W E40 830 | 125    | 42  | 5700   | 135      | 360   | No       | 80  | 3000  | 50.000   | 84   | 191   | D   | 929002006702 | 63826900 |
| 2 TForce LED HPL ND 60-42W E27 840 | 125    | 42  | 6000   | 142      | 360   | No       | 80  | 4000  | 50.000   | 84   | 178   | D   | 929002006602 | 63824500 |
| 3 TForce LED HPL ND 60-42W E40 840 | 125    | 42  | 6000   | 142      | 360   | No       | 80  | 4000  | 50.000   | 84   | 191   | D   | 929002006802 | 63828300 |



# TrueForce LED

Trueforce CorePro LED HPL

[www.philips.com/trueforce-led-lamps](http://www.philips.com/trueforce-led-lamps)



|     | Product Type                         | Tradi  | LED | Lumen  | Efficacy | Beam  | Dimmable | CRI | Color | Lifetime | Lamp     | Total  | EEL | 12NC         | EOC      |
|-----|--------------------------------------|--------|-----|--------|----------|-------|----------|-----|-------|----------|----------|--------|-----|--------------|----------|
|     |                                      | tional | W   | Output | lm/W     | Angle |          |     | Temp. | Hrs.     | diameter | length |     |              | code     |
|     |                                      | W      | W   | lm     | lm/W     | °     |          |     | K     |          |          |        |     |              |          |
| NEW | 1 TForce Core LED HPL 13W E27 827 FR | -      | 13  | 1800   | 138      | 330   | No       | 80  | 2700  | 25.000   | 76       | 183    | D   | 929003731102 | 26777000 |
| NEW | 1 TForce Core LED HPL 18W E27 827 FR | -      | 18  | 2600   | 144      | 330   | No       | 80  | 2700  | 25.000   | 76       | 183    | D   | 929003731202 | 26779400 |
| NEW | 2 TForce Core LED HPL 26W E27 827 FR | -      | 26  | 3600   | 138      | 330   | No       | 80  | 2700  | 25.000   | 91.5     | 248    | D   | 929003731302 | 26781700 |
| NEW | 2 TForce Core LED HPL 36W E27 827 FR | -      | 36  | 5300   | 147      | 330   | No       | 80  | 2700  | 25.000   | 91.5     | 248    | D   | 929003731402 | 26783100 |
| NEW | 2 TForce Core LED HPL 36W E40 827 FR | -      | 36  | 5300   | 147      | 330   | No       | 80  | 2700  | 25.000   | 91.5     | 234    | D   | 929003731502 | 26785500 |
|     | 1 TForce Core LED HPL 13W E27 830 FR | 50     | 13  | 2000   | 153      | 300   | No       | 80  | 3000  | 25.000   | 75       | 180    | D   | 929002349702 | 75025100 |
|     | 1 TForce Core LED HPL 13W E27 840 FR | 50     | 13  | 2000   | 153      | 300   | No       | 80  | 4000  | 25.000   | 75       | 180    | D   | 929002349802 | 75027500 |
|     | 1 TForce Core LED HPL 18W E27 830 FR | 80     | 18  | 3000   | 166      | 300   | No       | 80  | 3000  | 25.000   | 75       | 180    | C   | 929002349902 | 75029900 |
|     | 1 TForce Core LED HPL 18W E27 840 FR | 80     | 18  | 3000   | 166      | 300   | No       | 80  | 4000  | 25.000   | 75       | 180    | C   | 929002350002 | 75031200 |
|     | 2 TForce Core LED HPL 26W E27 830 FR | 125    | 26  | 4000   | 153      | 300   | No       | 80  | 3000  | 25.000   | 90       | 245    | D   | 929002350102 | 75033600 |
|     | 2 TForce Core LED HPL 26W E27 840 FR | 125    | 26  | 4000   | 153      | 300   | No       | 80  | 4000  | 25.000   | 90       | 245    | D   | 929002350202 | 75035000 |
|     | 2 TForce Core LED HPL 36W E27 830 FR | 200    | 36  | 5500   | 152      | 300   | No       | 80  | 3000  | 25.000   | 90       | 245    | D   | 929002481202 | 29927600 |
|     | 2 TForce Core LED HPL 36W E27 840 FR | 200    | 36  | 6000   | 166      | 300   | No       | 80  | 4000  | 25.000   | 90       | 245    | C   | 929002481302 | 29929000 |
|     | 3 TForce Core LED HPL 36W E40 830 FR | 200    | 36  | 5500   | 152      | 300   | No       | 80  | 3000  | 25.000   | 90       | 230    | D   | 929002481402 | 29931300 |
|     | 3 TForce Core LED HPL 36W E40 840 FR | 200    | 36  | 6000   | 166      | 300   | No       | 80  | 4000  | 25.000   | 90       | 230    | C   | 929002481502 | 29933700 |



# TrueForce LED

TrueForce Core LED Industrial and Retail (Highbay – HPI/SON/HPL)

[www.philips.com/trueforce-led-lamps](http://www.philips.com/trueforce-led-lamps)



| Product Type                               | Tradi  | LED | Lumen  | Efficacy | Beam  | Dimmable | CRI | Color | Lifetime | Lamp | Total | EEL | 12NC         | EOC      |
|--|--------|-----|--------|----------|-------|----------|-----|-------|----------|------|-------|-----|--------------|----------|
|  | tional | W   | Output | lm/W     | Angle |          |     | Temp. |          |      |       |     |              |          |
|  | W      | W   | lm     | lm/W     | °     |          |     | K     | Hrs.     |      |       |     |              |          |
| 1 TForce Core HB MV ND 20W E27 830 G3      | 80     | 20  | 2600   | 130      | 150   | No       | 80  | 3000  | 15.000   | 80   | 139   | E   | 929002405702 | 78101900 |
| 1 TForce Core HB MV ND 20W E27 840 G3      | 80     | 20  | 2700   | 135      | 150   | No       | 80  | 4000  | 15.000   | 80   | 139   | D   | 929002405802 | 78103300 |
| 2 TForce Core HB MV ND 30W E27 830 G3      | 125    | 30  | 3700   | 123      | 180   | No       | 80  | 3000  | 15.000   | 100  | 165   | E   | 929002406302 | 78095100 |
| 2 TForce Core HB MV ND 30W E27 840 G3      | 125    | 30  | 4000   | 133      | 180   | No       | 80  | 4000  | 15.000   | 100  | 165   | E   | 929002406402 | 78097500 |
| 3 TForce Core HB MV ND 35W E27 830 G3      | 125    | 35  | 4800   | 137      | 180   | No       | 80  | 3000  | 15.000   | 118  | 193   | D   | 929002406602 | 78105700 |
| 3 TForce Core HB MV ND 35W E27 840 G3      | 125    | 35  | 5000   | 142      | 180   | No       | 80  | 4000  | 15.000   | 118  | 193   | D   | 929002406702 | 78107100 |
| 4 CorePro LED HPI MV 9Klm 65W 840 E40 100D | 150    | 65  | 9000   | 138      | 100   | No       | 80  | 4000  | 25.000   | 140  | 158   | D   | 929003161602 | 42121900 |
| 5 CorePro LED HPI MV 15Klm 105W840E40 100D | 250    | 105 | 15.000 | 142      | 100   | No       | 80  | 4000  | 25.000   | 162  | 168   | D   | 929003161702 | 42123300 |

NEW

TrueForce LED Public (Road/Area – SOX)

[www.philips.com/trueforce-led-lamps](http://www.philips.com/trueforce-led-lamps)



| Product Type                          | Tradi  | LED | Lumen  | Efficacy | Beam  | Dimmable | CRI | Color | Lifetime | Lamp | Total | EEL | 12NC         | EOC      |
|---------------------------------------|--------|-----|--------|----------|-------|----------|-----|-------|----------|------|-------|-----|--------------|----------|
|                                       | tional | W   | Output | lm/W     | Angle |          |     | Temp. |          |      |       |     |              |          |
|                                       | W      | W   | lm     | lm/W     | °     |          |     | K     | Hrs.     |      |       |     |              |          |
| 1 MAS LED SOX M 2.5Klm 18W 840 B22 FR | 26     | 18  | 2500   | 138      | 230   | No       | 80  | 4000  | 50.000   | 52   | 312   | D   | 929002496802 | 30562500 |
| 2 MAS LED SOX M 4Klm 28W 840 B22 FR   | 36     | 28  | 4000   | 142      | 230   | No       | 80  | 4000  | 50.000   | 52   | 425   | D   | 929002496902 | 30564900 |
| 2 MAS LED SOX M 5Klm 36W 840 B22 FR   | 55     | 36  | 5000   | 138      | 230   | No       | 80  | 4000  | 50.000   | 52   | 425   | D   | 929002497002 | 30566300 |

# TrueForce LED

TrueForce LED Public (Road – SON)

[www.philips.com/trueforce-led-lamps](http://www.philips.com/trueforce-led-lamps)



|     | Product Type                           | Tradi  | LED | Lumen  | Efficacy | Dimmable | CRI | Color | Lifetime | Lamp     | Total | EEL | 12NC         | EOC      |
|-----|--|--------|-----|--------|----------|----------|-----|-------|----------|----------|-------|-----|--------------|----------|
|     |  | tional |     | Output |          |          |     | Temp. |          |          |       |     |              |          |
|     |  | W      | W   | lm     | lm/W     |          |     | K     | Hrs.     | diameter |       |     |              |          |
| NEW | 1 MAS LED SON-T EM 3.6Klm 23W 727 E27  | 50     | 23  | 3600   | 156      | No       | 70  | 2700  | 70.000   | 61       | 200   | D   | 929003467818 | 44903900 |
| NEW | 1 MAS LED SON-T EM 4Klm 23W 740 E27    | 50     | 23  | 4000   | 173      | No       | 70  | 4000  | 70.000   | 61       | 200   | C   | 929003467918 | 44905300 |
| NEW | 2 MAS LED SON-T IF 3.6Klm 23W 727 E27  | 50     | 23  | 3600   | 156      | No       | 70  | 2700  | 70.000   | 61       | 200   | D   | 929003467012 | 44887200 |
| NEW | 2 MAS LED SON-T IF 4Klm 23W 740 E27    | 50     | 23  | 4000   | 173      | No       | 70  | 4000  | 70.000   | 61       | 200   | C   | 929003467112 | 44889600 |
| NEW | 1 MAS LED SON-T EM 5.4Klm 34W 727 E27  | 70     | 34  | 5400   | 158      | No       | 70  | 2700  | 70.000   | 61       | 200   | D   | 929003468118 | 44909100 |
| NEW | 1 MAS LED SON-T EM 6Klm 34W 740 E27    | 70     | 34  | 6000   | 176      | No       | 70  | 4000  | 70.000   | 61       | 200   | C   | 929003468218 | 44911400 |
| NEW | 1 MAS LED SON-T IF 5.4Klm 34W 727 E27  | 70     | 34  | 5400   | 158      | No       | 70  | 2700  | 70.000   | 61       | 200   | D   | 929003467212 | 44891900 |
| NEW | 1 MAS LED SON-T IF 6Klm 34W 740 E27    | 70     | 34  | 6000   | 176      | No       | 70  | 4000  | 70.000   | 61       | 200   | C   | 929003467312 | 44893300 |
| NEW | 3 MAS LED SON-T EM 8.1Klm 50W 727 E40  | 100    | 50  | 8100   | 162      | No       | 70  | 2700  | 70.000   | 71       | 262   | C   | 929003468418 | 44915200 |
| NEW | 3 MAS LED SON-T EM 9Klm 50W 740 E40    | 100    | 50  | 9000   | 180      | No       | 70  | 4000  | 70.000   | 71       | 262   | C   | 929003468518 | 44917600 |
| NEW | 3 MAS LED SON-T IF 8.1Klm 50W 727 E40  | 100    | 50  | 8100   | 162      | No       | 70  | 2700  | 70.000   | 71       | 262   | D   | 929003467412 | 44895700 |
| NEW | 3 MAS LED SON-T IF 9Klm 50W 740 E40    | 100    | 50  | 9000   | 180      | No       | 70  | 4000  | 70.000   | 71       | 262   | C   | 929003467512 | 44897100 |
| NEW | 4 TForce LED Road 112-68W E40 730      | 100    | 68  | 11.200 | 164      | No       | 70  | 3000  | 50.000   | 71       | 262   | D   | 929002007602 | 63908200 |
| NEW | 4 TForce LED Road 120-68W E40 740      | 100    | 68  | 12.000 | 176      | No       | 70  | 4000  | 50.000   | 71       | 262   | C   | 929002007702 | 63910500 |
| NEW | 3 TForce LED Road 90-55W E40 740       | 100    | 55  | 9000   | 163      | No       | 70  | 4000  | 50.000   | 71       | 262   | D   | 929002007502 | 63906800 |
| NEW | 4 MAS LED SON-T EM 10.8Klm 65W 727 E40 | 150    | 65  | 10.800 | 166      | No       | 70  | 2700  | 70.000   | 71       | 262   | C   | 929003468718 | 44921300 |
| NEW | 4 MAS LED SON-T EM 12Klm 65W 740 E40   | 150    | 65  | 12.000 | 184      | No       | 70  | 4000  | 70.000   | 71       | 262   | C   | 929003468818 | 44923700 |
| NEW | 4 MAS LED SON-T IF 10.8Klm 65W 727 E40 | 150    | 65  | 10.800 | 166      | No       | 70  | 2700  | 70.000   | 71       | 262   | D   | 929003467612 | 44899500 |
| NEW | 4 MAS LED SON-T IF 12Klm 65W 740 E40   | 150    | 65  | 12.000 | 184      | No       | 70  | 4000  | 70.000   | 71       | 262   | C   | 929003467712 | 44901500 |

# TrueForce LED

## MASTER - LED HID SOX

[www.philips.com/trueforce-led-lamps](http://www.philips.com/trueforce-led-lamps)



|     | Product Type                              | Tradi  | LED  | Lumen  | Efficacy | Beam  | Dimmable | CRI | Color | Lifetime | Lamp | Total | EEL | 12NC         | EOC      |
|-----|---|--------|------|--------|----------|-------|----------|-----|-------|----------|------|-------|-----|--------------|----------|
|     |   | tional |      | Output |          | Angle |          |     | Temp. |          |      |       |     |              |          |
|     |   | W      | W    | lm     | lm/W     | °     |          |     | K     | Hrs.     |      |       |     |              |          |
| NEW | 1 MAS LED HPL M 2.8Klm 19W 830E27 FR G    | 80     | 19   | 2850   | 150      | 300   | No       | 80  | 3000  | 50.000   | 71   | 186   | D   | 929003530702 | 45193300 |
| NEW | 1 MAS LED HPL M 3Klm 19W 840 E27 FR G     | 80     | 19   | 3100   | 163      | 300   | No       | 80  | 4000  | 50.000   | 71   | 186   | C   | 929003530802 | 45195700 |
| NEW | 2 MAS LED HPL M 3.8Klm 24W 830 E27 FR G   | 125    | 24   | 3850   | 160      | 300   | No       | 80  | 3000  | 50.000   | 91   | 249   | C   | 929003530902 | 45197100 |
| NEW | 2 MAS LED HPL M 4Klm 24W 840 E27 FR G     | 125    | 24   | 4000   | 166      | 300   | No       | 80  | 4000  | 50.000   | 91   | 249   | C   | 929003531002 | 45199500 |
| NEW | 2 MAS LED HPL M 5.6Klm 33.5W 830 E27 FR G | 200    | 33.5 | 5600   | 167      | 300   | No       | 80  | 3000  | 50.000   | 91   | 249   | C   | 929003531102 | 45201500 |
| NEW | 3 MAS LED HPL M 5.6Klm 33.5W 830 E40 FR G | 200    | 33.5 | 5600   | 167      | 300   | No       | 80  | 3000  | 50.000   | 91   | 238   | C   | 929003531302 | 45205300 |
| NEW | 2 MAS LED HPL M 6Klm 33.5W 840 E27 FR G   | 200    | 33.5 | 6000   | 179      | 300   | No       | 80  | 4000  | 50.000   | 91   | 249   | C   | 929003531202 | 45203900 |
| NEW | 3 MAS LED HPL M 6Klm 33.5W 840 E40 FR G   | 200    | 33.5 | 6000   | 179      | 300   | No       | 80  | 4000  | 50.000   | 91   | 238   | C   | 929003531402 | 45207700 |

## MASTER - LED HID SON-T - Ultra Efficient

[www.philips.com/trueforce-led-lamps](http://www.philips.com/trueforce-led-lamps)



|     | Product Type                              | LED  | Lumen  | Efficacy | Beam  | Dimmable | CRI | Color | Lifetime | Lamp | Total | EEL | 12NC         | EOC      |
|-----|---|------|--------|----------|-------|----------|-----|-------|----------|------|-------|-----|--------------|----------|
|     |   |      | Output |          | Angle |          |     | Temp. |          |      |       |     |              |          |
|     |   | W    | lm     | lm/W     | °     |          |     | K     | Hrs.     |      |       |     |              |          |
| NEW | 1 MAS LED SON-T UE M 3.6Klm 19W 727 E27   | 19   | 3600   | 189      | 300   | No       | 70  | 2700  | 50.000   | 47   | 237   | B   | 929003677102 | 24029200 |
| NEW | 1 MAS LED SON-T UE M 4Klm 19W 740 E27     | 19   | 4000   | 210      | 300   | No       | 70  | 4000  | 50.000   | 47   | 237   | A   | 929003677202 | 24031500 |
| NEW | 2 MAS LED SON-T UE M 5.4Klm 28.5W 727 E27 | 28.5 | 5400   | 189      | 300   | No       | 70  | 2700  | 50.000   | 47   | 237   | B   | 929003677302 | 24033900 |
| NEW | 2 MAS LED SON-T UE M 6Klm 28.5W 740 E27   | 28.5 | 6000   | 210      | 300   | No       | 70  | 4000  | 50.000   | 47   | 237   | A   | 929003677402 | 24035300 |
| NEW | 3 MAS LED SON-T UE M 8Klm 42.8W 727 E40   | 42.8 | 8000   | 186      | 300   | No       | 70  | 2700  | 50.000   | 53   | 236   | B   | 929003677502 | 24037700 |
| NEW | 3 MAS LED SON-T UE M 9Klm 42.8W 740 E40   | 42.8 | 9000   | 210      | 300   | No       | 70  | 4000  | 50.000   | 53   | 236   | A   | 929003677602 | 24039100 |

# All you need to know, right at your fingertips

We know that installation is about finding the right solutions. **Visit our webpage** created especially for installers and find:

- All latest product information
- Selector tools to help you select the right product for your customers
- Installation videos
- Training



© 2023 Signify Holding. All rights reserved. The information provided herein is subject to change, without notice. Signify does not give any representation or warranty as to the accuracy or completeness of the information included herein and shall not be liable for any action in reliance thereon. The information presented in this document is not intended as any commercial offer and does not form part of any quotation or contract, unless otherwise agreed by Signify.

Philips and the Philips Shield Emblem are registered trademarks of Koninklijke Philips N.V. All other trademarks are owned by Signify Holding or their respective owners.

